Texas Diesel
MAINTENANCE

M - 11570

DAILY CUSTOMER ACKNOWLEDGEMENT

DATE:	CUSTOMER	LOCATION:	
02.08.2023	BLUE TOPAZ UTILITIES	1042 CR 379 CLEVELAND, TEXAS	
MODEL NUMBER: 4045 TF 280	SERIAL NUMBER: PE 4045N038798	UNIT HOURS: 14:28	MILEAGE: —
		STANDARD HRS.	OVERTIME HRS.
CUSTOMER REPAIR REQUEST: P/M SERVICE.		SHOP	SHOP
[QUARTERLY]		FIELD MAINTENANCE	FIELD
		WAIT	WAIT
REF. 60KW BLUE STAR GENERATOR		TRAVEL	TRAVEL
SPLENDORA WOODS - WP		TTL STANDARD	TTL OVERTIME

P/O# ATTN: RON PAYNE

REPAIRS AUTHORIZED BY: RON PAYNE	DATE: 02.08.2023

REPAIR DESCRIPTION:

PERFORM P/M SERVICE ON 60KW BLUE STAR DIESEL GENERATOR. CLEAN AND LOAD TEST ENGINE STARTING BATTERY. CHECK ALL FLUID LEVELS. BASE DIESEL TANK HAS 15 1/2" / 96% LEVEL. CLEAN UNIT AND BASE AREA. COMPLETE P/M SERVICE INSPECTIONS. VERIFY ENGINE START. VERIFY VOLTAGE AND HZ. UNIT HAS JOHN DEERE ELECTRONICS WITH BASLER DGC 2020 CONTROLLER. RESTORE UNIT TO AUTO ON TEST COMPLETION. SECURE AND LOCK ALL ENCLOSURE DOORS. UNIT IS OPERATIONAL AT THIS TIME. SECURE AND LOCK ENTRY GATE ON DEPARTURE.

AMOUNT TO BE INVOICED	
LABOR:	
PARTS:	
MILEAGE:	
MEALS:	$400.00
HOTEL:	
MISC.:	
TAX:	EXEMPT
TOTAL:	$400.00

SERVICE TECHNICIAN'S SIGNATURE	APPROVED BY CUSTOMER REPRESENTATIVE	DATE
[signature]	PER RON PAYNE	02.08.2023

Texas Diesel MAINTENANCE

EXHIBIT B
MAINTENANCE SERVICE REPORT

WORK ORDER NO: M. 11570 CUSTOMER: BLUE TOPAZ UTILITIES

ENGINE S/N: PE.4045N038798 ☑ GEN SET KW: 60 BLUE STAR ☐ FIREPUMP ☐ AUXILIARY PUMP

CHECK "YES" OR "NO" IN EACH BLANK OR FILL IN WITH THE APPROPRIATE READING. CHECK "N/A" WHERE DATA IS NOT APPLICABLE.

YES NO N/A

LUBRICATION SYSTEM:
- ☑ ☐ ☐ Check for leaks
- ☐ ☑ ☐ Change oil
- ☐ ☑ ☐ Change oil filter
- ☐ ☑ ☐ Repair minor leaks

AIR FILTRATION SYSTEM:
- ☑ ☐ ☐ Check filter element condition
- ☐ ☑ ☐ Change oil and clean element
- ☐ ☑ ☐ Replace element

UNIT SET APPEARANCE:
- ☑ ☐ ☐ Needs cleaning
- ☐ ☑ ☐ Needs paint

GOVERNOR:
- ☑ ☐ ☐ Check sensitivity
- ☐ ☑ ☐ Check droop
- ☐ ☑ ☐ Set or adjust

DIESEL STORAGE TANK:
- 15 1/2" (IN) Fuel level in inches 96% LEVEL
- Ø (IN) Water bottom in inches
- ☐ ☑ ☐ Water bottom pumped off

ENGINE EXHAUST SYSTEM
- ☑ ☐ ☐ Check for leaks
- ☐ ☑ ☐ Repair any leaks
- ☑ ☐ ☐ Check for rusted silencer & exhaust components
- ☐ ☐ ☑ Check and/or clean spark box

INSTRUMENTS (ENGINE)
- ☑ ☐ ☐ Readings taken with no load
- ☐ ☑ ☐ Readings taken with full load
- ☐ ☑ ☐ Readings taken with ___.___% load
- ☑ ☐ ☐ Check tachometer DIGITAL ELECTRONIC
- 79 PSI (HOT) Oil pressure at operating RPM
- 86 PSI (COLD)
- 10 (Amps) Ampmeter reading
- 14.20 (Volts) Voltmeter reading (ALT.)
- 179° (Degrees) Coolant temperature

ENGINE ELECTRICAL SYSTEM
- ☑ ☐ ☐ Check battery charger
- Charger rate in volts — HIGH 13.6 LOW 13.05
- Hydrometer test battery
- Battery specific gravity SEALED TYPE
- ☑ ☐ ☐ Clean & lubricate battery posts
- ☑ ☐ ☐ Inspect battery cables
- ☐ ☑ ☐ Replace any battery cables
- ☑ ☐ ☐ Check alternator belts
- ☐ ☑ ☐ Adjust alternator belts
- ☐ ☐ ☐ Replace any alternator belts
- 10.9 Battery load test volt

COOLING SYSTEM:
- ☑ ☐ ☐ Check all hoses for leaks, loose hose fittings, deterioration, general wear
- ☑ ☐ ☐ Check belts
- ☑ ☐ ☐ Check antifreeze solution (must check -10°F)
- ☐ ☑ ☐ Add antifreeze
- ☑ ☐ ☐ Check coolant level
- N/A Nitrate reading
- ☐ ☑ ☐ Add water
- ☑ ☐ ☐ Check engine block heater
- ☑ ☐ ☐ Check and grease ~~pillow block~~ FAN HUB bearings
- ☐ ☑ ☐ Additives added

ENGINE FUEL SYSTEM:
- ☑ ☐ ☐ Check for leaks
- ☐ ☑ ☐ Repair any leaks
- ☑ ☐ ☐ Check all hoses
- ☐ ☑ ☐ Replace any hose(s)
- ☑ ☐ ☐ Check fuel filters
- ☐ ☑ ☐ Change fuel filter
- ☑ ☐ ☐ Check day tank level
- ☐ ☐ ☑ Check float switch
- ☐ ☐ ☑ Check transfer pump

IGNITION SYSTEM (IF APPLICABLE)
- ☐ ☐ ☑ Check spark plugs
- ☐ ☐ ☑ Replace spark plugs
- ☐ ☐ ☑ Mag & distributor
- ☐ ☐ ☑ Check points

INSTRUMENTS (GENERATOR)
- 246 (Volts) Voltmeter reading
- — (Watts) Wattmeter reading
- — (Amps) Ampmeter reading
- 60.1 (Hertz) Frequency meter reading
- 14.28 Hourmeter reading

AC GENERATOR/FIRE PUMP
- ☐ ☐ ☑ Check brushes
- ☐ ☐ ☑ Replace any brushes
- ☑ ☐ ☐ Visually inspect generator/pump condition
- ☑ ☐ ☐ Visually check bearing(s) and oil level
- ☐ ☑ ☐ Add any oil or grease
- ☐ ☐ ☑ Check P.T.O.

SAFETY SHUTDOWN SYSTEM/ALARM/AUTO-START SYSTEMS JOHN DEERE ELECTRONICS W/ BASLER DSC 2020
- ☐ ☐ ☑ Check water temp. alarm/shutdown
- ☐ ☑ ☐ Check oil pressure alarm/shutdown
- ☑ ☐ ☐ Check overcrank alarm
- ☐ ☐ ☐ Check overspeed shutdown

TRANSFER SWITCH (SIMULATE UNDER LOAD WHEN POSSIBLE)
- ☐ ☑ ☐ Check operation
- ☐ ☑ ☐ Check timers
- ☑ ☐ ☐ Check all wiring connections for signs of overloading and frayed or worn wiring

SAMPLES FOR ANALYSIS
- ☐ ☑ ☐ Oil
- ☐ ☑ ☐ Coolant
- ☐ ☑ ☐ Fuel

LIST ALL PARTS, SUPPLIES AND MATERIALS USED:

QTY	PART NUMBER	DESCRIPTION	NOTES
*	MISC. CLEANING SUPPLIES.		• CLEAN UNIT AND BASE AREA DURING PM INSPECTION.

SIGNATURE OF TECHNICIAN MAKING INSPECTION: Jonathan Marcum DATE: 02.08.2023

CUSTOMER SIGNATURE: Pedro Ron Payne

PRINT NAME

Texas Diesel
MAINTENANCE

M - 12291

DAILY CUSTOMER ACKNOWLEDGEMENT

DATE:	CUSTOMER	LOCATION:	
05.29.2023	BLUE TOPAZ UTILITIES	1042 CR 379 CLEVELAND, TEXAS	
MODEL NUMBER: 4045 TF 280	SERIAL NUMBER: PE4045N038798	UNIT HOURS: 14.40	MILEAGE: —
		STANDARD HRS.	OVERTIME HRS.
CUSTOMER REPAIR REQUEST: P&M SERVICE [QUARTERLY]		SHOP	SHOP
		FIELD MAINTENANCE	FIELD
		WAIT	WAIT
REF. 60KW BLUE STAR GENERATOR SPRINGDALE ILLINOIS - WIP		TRAVEL	TRAVEL
		TTL STANDARD	TTL OVERTIME

P/O# DEANNA DEGEYTER

REPAIRS AUTHORIZED BY: DEANNA DEGEYTER	DATE: 05.29.2023

REPAIR DESCRIPTION:

PERFORM P&M SERVICE ON 60KW BLUE STAR DIESEL GENERATOR. CLEAN AND LOAD TEST ENGINE STARTING BATTERY. CHECK ALL FLUID LEVELS. BASE DIESEL TANK HAS 15 5/8" / 96% LEVEL. CLEAN UNIT AND BASE AREA. COMPLETE P&M SERVICE INSPECTIONS. VERIFY ENGINE START. VERIFY VOLTAGE AND HZ. UNIT HAS JOHN DEERE ELECTRONICS WITH BASLER DGC 2020 CONTROLLER. RESTORE UNIT TO AUTO ON TEST COMPLETION. SECURE AND LOCK ALL ENCLOSURE DOORS. UNIT IS OPERATIONAL AT THIS TIME. SECURE AND LOCK ENTRY GATES ON DEPARTURE.

AMOUNT TO BE INVOICED	
LABOR:	
PARTS:	
MILEAGE:	
MEALS:	$400.00
HOTEL:	
MISC.:	
TAX:	EXEMPT
TOTAL:	$400.00

SERVICE TECHNICIAN'S SIGNATURE	APPROVED BY CUSTOMER REPRESENTATIVE	DATE
[signature]	PER: DEANNA DEGEYTER	05.29.2023

Texas Diesel MAINTENANCE

Spreadoak Woods /WP
EXHIBIT B

MAINTENANCE SERVICE REPORT

WORK ORDER NO: M. 12291 CUSTOMER: BLUE TOPAZ UTILITIES

ENGINE S/N: PE.4045ND 38798 ☑ GEN SET KW: 60 BLUE STAR ☐ FIREPUMP ☐ AUXILIARY PUMP

CHECK "YES" OR "NO" IN EACH BLANK OR FILL IN WITH THE APPROPRIATE READING. CHECK "N/A" WHERE DATA IS NOT APPLICABLE.

YES	NO	N/A	
			LUBRICATION SYSTEM:
☑	☐	☐	Check for leaks
☐	☑	☐	Change oil
☐	☑	☐	Change oil filter
☐	☑	☐	Repair minor leaks
			AIR FILTRATION SYSTEM:
☑	☐	☐	Check filter element condition
☐	☑	☐	Change oil and clean element
☐	☑	☐	Replace element
			UNIT SET APPEARANCE:
☑	☐	☐	Needs cleaning
☐	☑	☐	Needs paint
			GOVERNOR:
☑	☐	☐	Check sensitivity
☐	☑	☐	Check droop
☐	☑	☐	Set or adjust
			DIESEL STORAGE TANK:
155/8" (IN)			Fuel level in inches / 96% LEVEL
0.00 (IN)			Water bottom in inches
☐	☑	☐	Water bottom pumped off
			ENGINE EXHAUST SYSTEM
☑	☐	☐	Check for leaks
☐	☑	☐	Repair any leaks
☑	☐	☐	Check for rusted silencer & exhaust components
☐	☐	☑	Check and/or clean spark box
			INSTRUMENTS (ENGINE)
☑	☐	☐	Readings taken with no load
☐	☑	☐	Readings taken with full load
☐	☑	☐	Readings taken with ___ % load
☑	☐	☐	Check tachometer DIGITAL ELECTRONIC
79 PSI (HOT)			Oil pressure at operating RPM
87 PSI (COLD)			
10 (Amps)			Ampmeter reading
14.20 (Volts)			Voltmeter reading (ALT.)
180° (Degrees)			Coolant temperature

YES	NO	N/A	
			ENGINE ELECTRICAL SYSTEM
☑	☐	☐	Check battery charger
			Charger rate in volts — HIGH 13.14 LOW 13.05
			Hydrometer test battery
			Battery specific gravity SEALED TYPE
☑	☐	☐	Clean & lubricate battery posts
☑	☐	☐	Inspect battery cables
☐	☑	☐	Replace any battery cables
☑	☐	☐	Check alternator belts
☐	☑	☐	Adjust alternator belts
☐	☑	☐	Replace any alternator belts
10.7			Battery load test volt
			COOLING SYSTEM:
☑	☐	☐	Check all hoses for leaks, loose hose fittings, deterioration, general wear
☑	☐	☐	Check belts
☑	☐	☐	Check antifreeze solution (must check -10°F)
☐	☑	☐	Add antifreeze
☑	☐	☐	Check coolant level
N/A			Nitrate reading
☐	☑	☐	Add water
☑	☐	☐	Check engine block heater
☑	☐	☐	Check and grease ~~pillow block~~ FAN HUB bearings
☐	☑	☐	Additives added
			ENGINE FUEL SYSTEM:
☑	☐	☐	Check for leaks
☐	☑	☐	Repair any leaks
☑	☐	☐	Check all hoses
☐	☑	☐	Replace any hose(s)
☑	☐	☐	Check fuel filters
☐	☑	☐	Change fuel filter
☑	☐	☐	Check day tank level
☐	☐	☑	Check float switch
☐	☐	☑	Check transfer pump

YES	NO	N/A	
			IGNITION SYSTEM (IF APPLICABLE)
☐	☐	☑	Check spark plugs
☐	☐	☑	Replace spark plugs
☐	☐	☑	Mag & distributor
☐	☐	☑	Check points
			INSTRUMENTS (GENERATOR)
245 (Volts)			Voltmeter reading
— (Watts)			Wattmeter reading
— (Amps)			Ampmeter reading
60 (Hertz)			Frequency meter reading
14,40			Hourmeter reading
			AC GENERATOR/FIRE PUMP
☐	☐	☑	Check brushes
☐	☐	☑	Replace any brushes
☑	☐	☐	Visually inspect generator/pump condition
☑	☐	☐	Visually check bearing(s) and oil level
☐	☑	☐	Add any oil or grease
☐	☐	☑	Check P.T.O.
			SAFETY SHUTDOWN SYSTEM/ALARM/AUTO-START SYSTEMS
☐	☐	☑	Check water temp. alarm/shutdown
☐	☐	☑	Check oil pressure alarm/shutdown
☐	☐	☑	Check overcrank alarm
☑	☐	☐	Check overspeed shutdown
			TRANSFER SWITCH (SIMULATE UNDER LOAD WHEN POSSIBLE)
☐	☑	☐	Check operation
☐	☑	☐	Check timers
☑	☐	☐	Check all wiring connections for signs of overloading and frayed or worn wiring
			SAMPLES FOR ANALYSIS
☐	☑	☐	Oil
☐	☑	☐	Coolant
☐	☑	☐	Fuel

LIST ALL PARTS, SUPPLIES AND MATERIALS USED:

QTY	PART NUMBER	DESCRIPTION	NOTES
*		MISC. CLEANING SUPPLIES.	• CLEAN UNIT AND BASE AREA DURING PFM INSPECTION.

SIGNATURE OF TECHNICIAN MAKING INSPECTION: [signature] DATE: 05-29-2023

CUSTOMER SIGNATURE: [signature]

PRINT NAME: ROB DEANNA DEGEYTER

Texas Diesel
MAINTENANCE

M - 12343

DAILY CUSTOMER ACKNOWLEDGEMENT

DATE: 08.08.2023	CUSTOMER: BLUE TOPAZ UTILITIES	LOCATION: 1042 CR 379 CLEVELAND, TEXAS 77328	
MODEL NUMBER: 4045 TF 280	SERIAL NUMBER: PE4045N038798	UNIT HOURS: 18.31	MILEAGE: —
		STANDARD HRS.	OVERTIME HRS.
CUSTOMER REPAIR REQUEST: P&M SERVICE [QUARTERLY]		SHOP	SHOP
		FIELD MAINTENANCE	FIELD
		WAIT	WAIT
REF. 60KW BLUE STAR GENERATOR SPLENDORA WOODS / WP		TRAVEL	TRAVEL
		TTL STANDARD	TTL OVERTIME
P/O# ATTN: DEANNA DEGEYTER			
REPAIRS AUTHORIZED BY: DEANNA DEGEYTER		DATE: 08.08.2023	

REPAIR DESCRIPTION:

PERFORM P&M SERVICE ON 60KW BLUE STAR GENERATOR LOCATED AT SPLENDORA WOODS / WP. CLEAN AND LOAD TEST ENGINE STARTING BATTERY. CHECK ALL FLUID LEVELS. BASE DIESEL TANK HAS 15 1/8" / 94% LEVEL. CLEAN UNIT AND BASE AREA. COMPLETE P&M SERVICE INSPECTIONS. VERIFY ENGINE START. VERIFY VOLTAGE AND HZ. ENGINE HAS JOHN DEERE ELECTRONICS WITH BASLER DGC 2020 CONTROL. RESTORE UNIT TO AUTO. SECURE AND LOCK ALL ENCLOSURE DOORS. UNIT IS OPERATIONAL AT THIS TIME. LOCK ENTRY GATE ON DEPARTURE.

AMOUNT TO BE INVOICED	
LABOR:	
PARTS:	
MILEAGE:	0
MEALS:	$400.00
HOTEL:	
MISC.:	
TAX:	EXEMPT
TOTAL:	$400.00

SERVICE TECHNICIAN'S SIGNATURE	APPROVED BY CUSTOMER REPRESENTATIVE	DATE
Dwayne Macon	REP DEANNA DEGEYTER	08.08.2023

Texas Diesel MAINTENANCE

SPENDORA WOODS / WWP

EXHIBIT B

MAINTENANCE SERVICE REPORT

WORK ORDER NO: M. 12343 CUSTOMER: BLUE TOPAZ UTILITIES

ENGINE S/N: PE. 4045 NO 38798 ☑ GEN SET KW: 60 BLUE STAR ☐ FIREPUMP ☐ AUXILIARY PUMP

CHECK "YES" OR "NO" IN EACH BLANK OR FILL IN WITH THE APPROPRIATE READING. CHECK "N/A" WHERE DATA IS NOT APPLICABLE.

YES	NO	N/A	
			LUBRICATION SYSTEM:
☑	☐	☐	Check for leaks
☐	☑	☐	Change oil
☐	☑	☐	Change oil filter
☐	☑	☐	Repair minor leaks
			AIR FILTRATION SYSTEM:
☑	☐	☐	Check filter element condition
☐	☑	☐	Change oil and clean element
☐	☑	☐	Replace element
			UNIT SET APPEARANCE:
☑	☐	☐	Needs cleaning
☐	☑	☐	Needs paint
			GOVERNOR:
☑	☐	☐	Check sensitivity
☐	☑	☐	Check droop
☐	☑	☐	Set or adjust
			DIESEL STORAGE TANK:
15 1/8" (IN.)			Fuel level in inches / 94% LEVEL
Ø (IN.)			Water bottom in inches
☐	☑	☐	Water bottom pumped off
			ENGINE EXHAUST SYSTEM
☑	☐	☐	Check for leaks
☐	☑	☐	Repair any leaks
☑	☐	☐	Check for rusted silencer & exhaust components
☐	☐	☑	Check and/or clean spark box
			INSTRUMENTS (ENGINE)
☑	☐	☐	Readings taken with no load
☐	☑	☐	Readings taken with full load
☐	☑	☐	Readings taken with . . % load
☑	☐	☐	Check tachometer DIGITAL ELECTRONIC
79 PSI (HOT)			Oil pressure at operating RPM
81 PSI (COLD)			
10 (Amps)			Ampmeter reading
14.12 (Volts)			Voltmeter reading (BAT.)
181° (Degrees)			Coolant temperature

YES	NO	N/A	
			ENGINE ELECTRICAL SYSTEM
☑	☐	☐	Check battery charger
			Charger rate in volts — HIGH 13.68 LOW 12.83
			Hydrometer test battery
			Battery specific gravity SEALED TYPE
☑	☐	☐	Clean & lubricate battery posts
☑	☐	☐	Inspect battery cables
☐	☑	☐	Replace any battery cables
☑	☐	☐	Check alternator belts
☐	☑	☐	Adjust alternator belts
☐	☑	☐	Replace any alternator belts
10.7			Battery load test volt
			COOLING SYSTEM:
☑	☐	☐	Check all hoses for leaks, loose hose fittings, deterioration, general wear
☑	☐	☐	Check belts
☑	☐	☐	Check antifreeze solution (must check -10°F)
☐	☑	☐	Add antifreeze
☑	☐	☐	Check coolant level
N/A			Nitrate reading
☐	☑	☐	Add water
☑	☐	☐	Check engine block heater
☑	☐	☐	Check and grease ~~pillow block~~ FLAT W/B bearings
☐	☑	☐	Additives added
			ENGINE FUEL SYSTEM:
☑	☐	☐	Check for leaks
☐	☑	☐	Repair any leaks
☑	☐	☐	Check all hoses
☐	☑	☐	Replace any hose(s)
☑	☐	☐	Check fuel filters
☐	☑	☐	Change fuel filter
☑	☐	☐	Check day tank level
☐	☐	☑	Check float switch
☐	☐	☑	Check transfer pump

JOHN DEERE ELECTRONICS W/ BASLER DGC 2020

YES	NO	N/A	
			IGNITION SYSTEM (IF APPLICABLE)
☐	☐	☑	Check spark plugs
☐	☐	☑	Replace spark plugs
☐	☐	☑	Mag & distributor
☐	☐	☑	Check points
			INSTRUMENTS (GENERATOR)
245 (Volts)			Voltmeter reading
— (Watts)			Wattmeter reading
— (Amps)			Ampmeter reading
60.1 (Hertz)			Frequency meter reading
18.31			Hourmeter reading
			AC GENERATOR/FIRE PUMP
☐	☐	☑	Check brushes
☐	☐	☑	Replace any brushes
☑	☐	☐	Visually inspect generator/pump condition
☑	☐	☐	Visually check bearing(s) and oil level
☐	☑	☐	Add any oil or grease
☐	☐	☑	Check P.T.O.
			SAFETY SHUTDOWN SYSTEM/ALARM/AUTO-START SYSTEMS
☐	☐	☑	Check water temp. alarm/shutdown
☐	☐	☑	Check oil pressure alarm/shutdown
☐	☐	☑	Check overcrank alarm
☑	☐	☐	Check overspeed shutdown
			TRANSFER SWITCH (SIMULATE UNDER LOAD WHEN POSSIBLE)
☐	☑	☐	Check operation
☐	☑	☐	Check timers
☑	☐	☐	Check all wiring connections for signs of overloading and frayed or worn wiring
			SAMPLES FOR ANALYSIS
☐	☑	☐	Oil
☐	☑	☐	Coolant
☐	☑	☐	Fuel

LIST ALL PARTS, SUPPLIES AND MATERIALS USED:

QTY	PART NUMBER	DESCRIPTION	NOTES
#	MISC.	CLEANING SUPPLIES.	• CLEAN UNIT AND BASE AREA DURING P/M SERVICE.

SIGNATURE OF TECHNICIAN MAKING INSPECTION: [signature] DATE: 08.08.2023

CUSTOMER SIGNATURE: PERS DEANNA DEGELFTER

PRINT NAME

Blue Topaz
UTILITIES

WATER SERVICE INSPECTION AGREEMENT

Name on Account: Austin Crozier Account Number: 34833
Service/Property Address: 85 county road 3794A City: Cleveland State: Texas Zip: 77328

PURPOSE. Blue Topaz Utilities is responsible for protecting the drinking water supply from contamination or pollution which could result from improper system construction or configuration on the retail connection owner's side of the meter. The purpose of this service agreement is to notify each customer of the restrictions which are in place to provide this protection. The public water system enforces these restrictions to ensure the public health and welfare. Each retail customer must sign this agreement before Blue Topaz Ultilities will begin service. In addition, when service to an existing retail connection has been suspended or terminated, Blue Topaz Utilities will not reestablish service unless it has a signed copy of this agreement.

RESTRICTIONS.The following unacceptable practices are prohibited by State regulations.
A. No direct connection between the public drinking water supply and a potential source of contamination is permitted. Potential sources of contamination shall be isolated from the public water system by an air-gap or an appropriate backflow prevention device.
B. No cross-connection between the public drinking water supply and a private water system is permitted. These potential threats to the public drinking water supply shall be eliminated at the service connection by the installation of an air-gap or a reduced pressure-zone backflow prevention device.
C. No connection which allows water to be returned to the public drinking water supply is permitted.
D. No pipe or pipe fitting which contains more than 0.25% lead may be used for the installation or repair of plumbing at any connection which provides water for human use. Texas Commission on Environmental Quality Page 127 Chapter 290 - Public Drinking Water.
E.No solder or flux which contains more than 0.2% lead can be used for the installation or repair of plumbing at any connection which provides water for human use.

SERVICE AGREEMENT. The following are the terms of the service agreement between Blue Topaz Utilities and the Customer.
A. Blue Topaz Utilities will maintain a copy of this agreement as long as the Customer and/or the premises is connected to the Water System.
B. The Customer shall allow his property to be inspected for possible cross connections and other potential contamination hazards. These inspections shall be conducted by Blue Topaz Ultilities or its designated agent prior to initiating new water service; when there is reason to believe that cross connections or other potential contamination hazards exist; or after any major changes to the private water distribution facilities. The inspections shall be conducted during Blue Topaz Utilities's normal business hours.
C. Blue Topaz Utilities shall notify the Customer in writing of any cross connection or other potential contamination hazard which has been identified during the initial inspection or the periodic reinspection.
D. The Customer shall immediately remove or adequately isolate any potential cross-connections or other potential contamination hazards on his premises.
E. The Customer shall, at his expense, properly install, test, and maintain any backflow prevention device required by Blue Topaz Utilities. Copies of all testing and maintenance records shall be provided to Blue Topaz Utilities.

ENFORCEMENT. If the Customer fails to comply with the terms of the Service Agreement, Blue Topaz Utilities shall, at its option, either terminate service or properly install, test, and maintain an appropriate backflow prevention device at the service connection. Any expenses associated with the enforcement of this agreement shall be billed to the Customer.
OTHER. Customer also agrees to follow all TCEQ regulations, and future TCEQ regulations, as a condition of continued water service.
FIRE. Blue Topaz Utilities does not provide fire-fighting service, and therefore Customer agrees that Blue Topaz Utilities is not responsible for fire-related injuries or damages, to persons or property, caused by, or aggravated by the availability (or lack thereof) of water, or water pressure (or lack thereof) during fire emergencies.

Customer Signature:

Utility Represenative: _____ Date: 07/31/23

Blue Topaz
UTILITIES

WATER SERVICE INSPECTION AGREEMENT

Name on Account: Aracely zaraut Account Number: 34904
Service/Property Address: 88 cr 3793 City: Cleveland State: Tx Zip: 77328

PURPOSE. Blue Topaz Utilities is responsible for protecting the drinking water supply from contamination or pollution which could result from improper system construction or configuration on the retail connection owner's side of the meter. The purpose of this service agreement is to notify each customer of the restrictions which are in place to provide this protection. The public water system enforces these restrictions to ensure the public health and welfare. Each retail customer must sign this agreement before Blue Topaz Ultilities will begin service. In addition, when service to an existing retail connection has been suspended or terminated, Blue Topaz Utilities will not reestablish service unless it has a signed copy of this agreement.

RESTRICTIONS.The following unacceptable practices are prohibited by State regulations.
A. No direct connection between the public drinking water supply and a potential source of contamination is permitted. Potential sources of contamination shall be isolated from the public water system by an air-gap or an appropriate backflow prevention device.
B. No cross-connection between the public drinking water supply and a private water system is permitted. These potential threats to the public drinking water supply shall be eliminated at the service connection by the installation of an air-gap or a reduced pressure-zone backflow prevention device.
C. No connection which allows water to be returned to the public drinking water supply is permitted.
D. No pipe or pipe fitting which contains more than 0.25% lead may be used for the installation or repair of plumbing at any connection which provides water for human use. Texas Commission on Environmental Quality Page 127 Chapter 290 - Public Drinking Water.
E.No solder or flux which contains more than 0.2% lead can be used for the installation or repair of plumbing at any connection which provides water for human use.
SERVICE AGREEMENT. The following are the terms of the service agreement between Blue Topaz Utilities and the Customer.
A. Blue Topaz Utilities will maintain a copy of this agreement as long as the Customer and/or the premises is connected to the Water System.
B. The Customer shall allow his property to be inspected for possible cross connections and other potential contamination hazards. These inspections shall be conducted by Blue Topaz Ultilities or its designated agent prior to initiating new water service; when there is reason to believe that cross connections or other potential contamination hazards exist; or after any major changes to the private water distribution facilities. The inspections shall be conducted during Blue Topaz Utilities's normal business hours.
C. Blue Topaz Utilities shall notify the Customer in writing of any cross connection or other potential contamination hazard which has been identified during the initial inspection or the periodic reinspection.
D. The Customer shall immediately remove or adequately isolate any potential cross-connections or other potential contamination hazards on his premises.
E. The Customer shall, at his expense, properly install, test, and maintain any backflow prevention device required by Blue Topaz Utilities. Copies of all testing and maintenance records shall be provided to Blue Topaz Utilities.
ENFORCEMENT. If the Customer fails to comply with the terms of the Service Agreement, Blue Topaz Utilities shall, at its option, either terminate service or properly install, test, and maintain an appropriate backflow prevention device at the service connection. Any expenses associated with the enforcement of this agreement shall be billed to the Customer.
OTHER. Customer also agrees to follow all TCEQ regulations, and future TCEQ regulations, as a condition of continued water service.
FIRE. Blue Topaz Utilities does not provide fire-fighting service, and therefore Customer agrees that Blue Topaz Utilities is not responsible for fire-related injuries or damages, to persons or property, caused by, or aggravated by the availability (or lack thereof) of water, or water pressure (or lack thereof) during fire emergencies.

Customer Signature:

Araceli
Zaraut

Utility Represenative: _____ Date: 08/30/23

Texas Commission on Environmental Quality

Customer Service Inspection Certificate

Name of PWS:	Blue Topaz
PWS ID #:	
Location of Service:	118 CR 3794

Reason for Inspection:	
New construction	☒
Existing service where contaminant hazards are suspected	☐
Material improvement, correction or expansion of distribution facilities	☐

I Harold Seale, upon inspection of the private water distribution facilities connected to the aforementioned public water supply do hereby certify that, to the best of my knowledge

Compliance	Non-Compliance		
☒	☐	(1)	No direct or indirect connection between the public drinking water supply and a potential source of contamination exists. Potential sources of contamination are isolated from the public water system by an air gap or an appropriate backflow prevention assembly in accordance with Commission regulations.
☒	☐	(2)	No cross-connection between the public drinking water supply and a private water system exists. Where an actual air gap is not maintained between the public water supply and a private water supply, an approved reduced pressure principle backflow prevention assembly is properly installed.
☒	☐	(3)	No connection exists which would allow the return of water used for condensing, cooling or industrial processes back to the public water supply.
☒	☐	(4)	No pipe or pipe fitting which contains more than 8.0% lead exists in private water distribution facilities installed on or after July 1, 1988 and prior to January 4, 2014.
☒	☐	(5)	Plumbing installed on or after January 4, 2014 bears the expected labeling indicating ≤0.25% lead content. If not properly labeled, please provide written comment.
☒	☐	(6)	No solder or flux which contains more than 0.2% lead exists in private water distribution facilities installed on or after July 1, 1988.

I further certify that the following materials were used in the installation of the private water distribution facilities:

Service lines:	Lead ☐	Copper ☒	PVC ☒	Other ☒ PEX
Solder:	Lead ☐	Lead Free ☒	Solvent Weld ☒	Other ☐

Remarks:	PASS

I recognize that this document shall be retained by the aforementioned Public Water System for a minimum of ten years and that I am legally responsible for the validity of the information I have provided.

Signature of Inspector:	Harold Seale	License Type:	CSI & Pluming inspector
Inspector Name(Print/Type):	Harold Seale	License Number:	CI0005025 ICC 5221114
Title of Inspector:	Fee Inspector	Date / Time of Insp.:	3-3-23 / 1:00

A Customer Service Inspection Certificate should be on file for each connection in a public water system to document compliance with 30 TAC § 290.44(h)/290.46(j).

Texas Commission on Environmental Quality

Customer Service Inspection Certificate

Name of PWS:	Blue Topaz
PWS ID #:	
Location of Service:	138 CR 3794

Reason for Inspection:	
New construction	☒
Existing service where contaminant hazards are suspected	☐
Material improvement, correction or expansion of distribution facilities	☐

I Harold Seale, upon inspection of the private water distribution facilities connected to the aforementioned public water supply do hereby certify that, to the best of my knowledge

Compliance	Non-Compliance		
☒	☐	(1)	No direct or indirect connection between the public drinking water supply and a potential source of contamination exists. Potential sources of contamination are isolated from the public water system by an air gap or an appropriate backflow prevention assembly in accordance with Commission regulations.
☒	☐	(2)	No cross-connection between the public drinking water supply and a private water system exists. Where an actual air gap is not maintained between the public water supply and a private water supply, an approved reduced pressure principle backflow prevention assembly is properly installed.
☒	☐	(3)	No connection exists which would allow the return of water used for condensing, cooling or industrial processes back to the public water supply.
☒	☐	(4)	No pipe or pipe fitting which contains more than 8.0% lead exists in private water distribution facilities installed on or after July 1, 1988 and prior to January 4, 2014.
☒	☐	(5)	Plumbing installed on or after January 4, 2014 bears the expected labeling indicating ≤0.25% lead content. If not properly labeled, please provide written comment.
☒	☐	(6)	No solder or flux which contains more than 0.2% lead exists in private water distribution facilities installed on or after July 1, 1988.

I further certify that the following materials were used in the installation of the private water distribution facilities:

Service lines:	Lead ☐	Copper ☒	PVC ☒	Other ☒ PEX
Solder:	Lead ☐	Lead Free ☒	Solvent Weld ☒	Other ☐

Remarks:	PASS

I recognize that this document shall be retained by the aforementioned Public Water System for a minimum of ten years and that I am legally responsible for the validity of the information I have provided.

Signature of Inspector:	Harold Seale	License Type:	CSI & Pluming inspector
Inspector Name(Print/Type):	Harold Seale	License Number:	CI0005025 ICC 5221114
Title of Inspector:	Fee Inspector	Date / Time of Insp.:	3-3-23 / 1:00

A Customer Service Inspection Certificate should be on file for each connection in a public water system to document compliance with 30 TAC § 290.44(h)/290.46(j).

Texas Commission on Environmental Quality

Customer Service Inspection Certificate

Name of PWS:	T&W Water
PWS ID #:	
Location of Service:	278 CR 3792

Reason for Inspection:	
New construction	☒
Existing service where contaminant hazards are suspected	☐
Material improvement, correction or expansion of distribution facilities	☐

I Harold Seale, upon inspection of the private water distribution facilities connected to the aforementioned public water supply do hereby certify that, to the best of my knowledge

Compliance	Non-Compliance		
☒	☐	(1)	No direct or indirect connection between the public drinking water supply and a potential source of contamination exists. Potential sources of contamination are isolated from the public water system by an air gap or an appropriate backflow prevention assembly in accordance with Commission regulations.
☒	☐	(2)	No cross-connection between the public drinking water supply and a private water system exists. Where an actual air gap is not maintained between the public water supply and a private water supply, an approved reduced pressure principle backflow prevention assembly is properly installed.
☒	☐	(3)	No connection exists which would allow the return of water used for condensing, cooling or industrial processes back to the public water supply.
☒	☐	(4)	No pipe or pipe fitting which contains more than 8.0% lead exists in private water distribution facilities installed on or after July 1, 1988 and prior to January 4, 2014.
☒	☐	(5)	Plumbing installed on or after January 4, 2014 bears the expected labeling indicating ≤0.25% lead content. If not properly labeled, please provide written comment.
☒	☐	(6)	No solder or flux which contains more than 0.2% lead exists in private water distribution facilities installed on or after July 1, 1988.

I further certify that the following materials were used in the installation of the private water distribution facilities:

Service lines:	Lead ☐	Copper ☒	PVC ☒	Other ☒ PEX
Solder:	Lead ☐	Lead Free ☒	Solvent Weld ☒	Other ☐

Remarks:	PASS

I recognize that this document shall be retained by the aforementioned Public Water System for a minimum of ten years and that I am legally responsible for the validity of the information I have provided.

Signature of Inspector:	Harold Seale	License Type:	CSI & Pluming inspector
Inspector Name(Print/Type):	Harold Seale	License Number:	CI0005025 ICC 5221114
Title of Inspector:	Fee Inspector	Date / Time of Insp.:	11-16-21 / 1:00

A Customer Service Inspection Certificate should be on file for each connection in a public water system to document compliance with 30 TAC § 290.44(h)/290.46(j).

Blue Topaz
UTILITIES

WATER SERVICE INSPECTION AGREEMENT

Name on Account: Stephanie House Account Number: 34825
Service/Property Address: 10715 Burkett Ln City: Cleveland State: Texas Zip: 77328

PURPOSE. Blue Topaz Utilities is responsible for protecting the drinking water supply from contamination or pollution which could result from improper system construction or configuration on the retail connection owner's side of the meter. The purpose of this service agreement is to notify each customer of the restrictions which are in place to provide this protection. The public water system enforces these restrictions to ensure the public health and welfare. Each retail customer must sign this agreement before Blue Topaz Ultilities will begin service. In addition, when service to an existing retail connection has been suspended or terminated, Blue Topaz Utilities will not reestablish service unless it has a signed copy of this agreement.

RESTRICTIONS.The following unacceptable practices are prohibited by State regulations.
A. No direct connection between the public drinking water supply and a potential source of contamination is permitted. Potential sources of contamination shall be isolated from the public water system by an air-gap or an appropriate backflow prevention device.
B. No cross-connection between the public drinking water supply and a private water system is permitted. These potential threats to the public drinking water supply shall be eliminated at the service connection by the installation of an air-gap or a reduced pressure-zone backflow prevention device.
C. No connection which allows water to be returned to the public drinking water supply is permitted.
D. No pipe or pipe fitting which contains more than 0.25% lead may be used for the installation or repair of plumbing at any connection which provides water for human use. Texas Commission on Environmental Quality Page 127 Chapter 290 - Public Drinking Water.
E.No solder or flux which contains more than 0.2% lead can be used for the installation or repair of plumbing at any connection which provides water for human use.

SERVICE AGREEMENT. The following are the terms of the service agreement between Blue Topaz Utilities and the Customer.
A. Blue Topaz Utilities will maintain a copy of this agreement as long as the Customer and/or the premises is connected to the Water System.
B. The Customer shall allow his property to be inspected for possible cross connections and other potential contamination hazards. These inspections shall be conducted by Blue Topaz Ultilities or its designated agent prior to initiating new water service; when there is reason to believe that cross connections or other potential contamination hazards exist; or after any major changes to the private water distribution facilities. The inspections shall be conducted during Blue Topaz Utilities's normal business hours.
C. Blue Topaz Utilities shall notify the Customer in writing of any cross connection or other potential contamination hazard which has been identified during the initial inspection or the periodic reinspection.
D. The Customer shall immediately remove or adequately isolate any potential cross-connections or other potential contamination hazards on his premises.
E. The Customer shall, at his expense, properly install, test, and maintain any backflow prevention device required by Blue Topaz Utilities. Copies of all testing and maintenance records shall be provided to Blue Topaz Utilities.

ENFORCEMENT. If the Customer fails to comply with the terms of the Service Agreement, Blue Topaz Utilities shall, at its option, either terminate service or properly install, test, and maintain an appropriate backflow prevention device at the service connection. Any expenses associated with the enforcement of this agreement shall be billed to the Customer.
OTHER. Customer also agrees to follow all TCEQ regulations, and future TCEQ regulations, as a condition of continued water service.
FIRE. Blue Topaz Utilities does not provide fire-fighting service, and therefore Customer agrees that Blue Topaz Utilities is not responsible for fire-related injuries or damages, to persons or property, caused by, or aggravated by the availability (or lack thereof) of water, or water pressure (or lack thereof) during fire emergencies.

Customer Signature:

S House

Utility Represenative: _____ Date: 07/25/2023

Points of Contact Information

Administrative Contact

The administrative contact is the highest-ranking official such as Mayor, company president or director, etc.

Name	DEANNA DEGEYTER
Mailing Address	PO BOX 2927
City, State	CONROE, TEXAS 77305
Phone & Ext.	281-455-5676
Email	[redacted]

Owner/Legal Entity Contact

The legal owner is an individual, corporation, partnership, association, state subdivision, or other legal entity.

Name	T & W WATER SERVICE dba BLUE TOPAZ UTILITIES
Mailing Address	PO BOX 2927
City, State	CONROE, TEXAS 77305
Phone & Ext.	936-756-7400
Email	info@bluetopazutilities.com

Public Water System Contact

The public water system contact should be someone the TCEQ can contact in an emergency or at any time.

Name	KARLA LANGREDER
Mailing Address	PO BOX 2927
City, State	CONROE, TEXAS 77305
Phone & Ext.	409-770-4296
Email	[redacted]

T&W Water Service Company
List of Licensed Operators

Licensed Operators

Lucio Ayala	D Water	WO0021246
Kevin Maloney	C Water	WG0016921
Jordan Davis	C Water	WG0012850
Harry Bradford	D Water	WO0048974
Tyler Schneider	D Water	WO0051772
Nathan Clark	D Water	WO0046989
	C Wastewater	WW0069590
Charlie Adams	B Surface Water	WS0000698
	A Wastewater	WW0009104
Karin Warren	D Water	WO0047437
	A Wastewater	WW009104
	Backflow BPAT	BP0018424

CSI & Plumbing Inspector

Harold Seale
CI0005025
ICC 5221114

TCEQ RECORDS REQUIRED TO BE AVAILABLE AT THE TIME OF A PUBLIC WATER SYSTEM INVESTIGATION

This document is designed as a general guidance for Public Water Systems of all types of sizes. Some records may or may not be applicable for your specific system.

A. Groundwater Systems PWS 1460153 SPLENDORA WOODS

1. General Information (Responsible Official, Physical Location and Mailing Address)
2. Connections and Population - 290.38(15)
   - Number of retail meters 1
   - Number of master meters (apartments & mobile homes)NA
   - Number of equivalent living units (individual apartment units & mobile homes)NA
   - Population served537 179 connections
3. Pressure Planes (if >1, determine the total number of connections & meters for each plane)–290.45(a)(1)1
4. Purchase water contact(s)/letter/memorandum of understanding (must specify maximum purchase rate) – 290.45(f)(1-7)NA
5. Wholesale contract(s) /letter/memorandum of understanding (must specify maximum purchase rate) – 290.45(e)(1-2)NA
6. List of Certified Operators (including Water Operators, Backflow Prevention Assembly Testers, Customer Service Inspectors, Plumbing Inspectors or Water Supply Protection Specialist endorsement, if appropriate) – 290.46(e), 290.46(p)(2), and form located in 290.47(g)ATTACHED
7. Monthly Reports of Water Works Operation, including: - 290.46(f)(3)(E)(i)
   - Records of amount of water utilize usage for past 12 months – 290.46(f)(3)(A)(ii)
   - Maximum day water usage for past 12 months (date and amount)FIELD LOGS ATTACHED
8. Amount and type of chemicals used – 290.46(f)(3)(A)(i)
9. Flushing Log – 290.46(l) and 290.46(f)(3)(A)(iv)ATTACHED
10. Distribution system map – 290.46(n)(2)ATTACHED
11. Equipment capacities – 290.45(b-f)
    - Well pumps 2
    - Service/filter/transfer pumps 3 BOOSTER PUMPS
    - Ground storage 1 GST
    - Elevated storage and height of tank overflow NA
    - Pressure tanks1
12. Verification of adopted Plumbing Code, Ordinance or Service Agreement (with enforceable provisions for cross connections or unacceptable plumbing practices) – 290.46(i)ATTACHED-WATER LETTERS
13. "Customer Service Inspection" forms (if new connections were added since the last inspection or if other conditions which required CSIs occurred) – 290.46(f)(3)(E)(iv) and 290.46(j)ATTACHED
14. "Backflow Prevention Assembly Test and Maintenance Report" forms (if potential hazards exist, i.e. connections to wastewater treatment plant, cattle troughs, irrigation using fertilizers, rainwater harvesting, etc.) – 290.44 (h) and 290.44(h)(1)(B)(ii)**Stop&Shop Work order
15. Documentation of TCEQ Plan Review approval for new wells, treatment facilities, and storage tanks (if any major new system components were added since last inspection) 290.39(h, i and j)NA
16. Chlorine residual monitoring records and Disinfectant Level Quarterly Operating Reports 290.46(f)(3)(B)(iii) and 290.110(e)(4)ATTACHED
17. Exception(s) /Alternative capacity requirement(s) (including any records required for exception(s)) – 290.39(l) and 290.45(g)NA
18. Emergency Power/Alternate Source (for generator(s) provide maintenance records)– 290.45(b)(1)(D)(v), 290.45(b)(2)(H) or 290.45(e)(3)ATTACHED
19. Emergency Preparedness Plan - 290.39(o)Pending Approval-ATTACHED
20. Implementation of EPP - 290.45(h)(1)(A-H)September 1, 2022

DISINFECTANT LEVEL QUARTERLY OPERATING REPORT (DL QOR)

FOR GROUNDWATER OR PURCHASED WATER PUBLIC WATER SYSTEMS - ANY SIZE

Select Quarter: 1 Select Year: 2023

PWS Name: Splendora Woods	**PWS ID:** 1460153

Type of Disinfectant Used in Distribution System*: Chlorine (Free)

* If you used chloramines and free chlorine at any time during this quarter, select 'both'

First Month of Quarter: Monthly Summary

Month: January Was the PWS active this month? Yes

Average of all disinfectant residuals for this month	Number of residuals collected this month	Number below MIN for this month	Number with NO residual for this month
1.18 mg/L	10 readings	0 readings 0.0%	0 readings 0.0%

Second Month of Quarter: Monthly Summary

Month: February Was the PWS active this month? Yes

Average of all disinfectant residuals for this month	Number of residuals collected this month	Number below MIN for this month	Number with NO residual for this month
1.13 mg/L	8 readings	0 readings 0.0%	0 readings 0.0%

Third Month of Quarter: Monthly Summary

Month: March Was the PWS active this month? Yes

Average of all disinfectant residuals for this month	Number of residuals collected this month	Number below MIN for this month	Number with NO residual for this month
1.21 mg/L	10 readings	0 readings 0.0%	0 readings 0.0%

Quarterly Summary and Certification

Average of all disinfectant residuals for this quarter	Lowest residual this quarter	Highest residual for this quarter
1.18 mg/L	0.7200 mg/L	1.6900 mg/L

HB I certify that I am familiar with the information contained in this report and that to the best of my knowledge, the information is true, complete, and accurate

Name: Harry Bradford (Typed) Signature Today's Date: 04/06/23

Title: Operator Phone # 936-756-7400

License #: WO0048974 Email [redacted]

Complete this form for the previous quarter at the beginning of January, April, July, and October and submit in time for it to be received by the TCEQ by the 10th of the month. Always print and sign form, and keep a copy with your records for TCEQ review.

Mail signed, completed form to: Attn: DLQOR, PDWS/TCEQ/MC-155, PO Box 13087, Austin, TX 78711-308

DISINFECTANT LEVEL QUARTERLY OPERATING REPORT (DL QOR)

FOR GROUNDWATER OR PURCHASED WATER PUBLIC WATER SYSTEMS - ANY SIZE

Select Quarter: 2 Select Year: 2023

PWS Name: Splendora Woods	**PWS ID:** 1460153

Type of Disinfectant Used in Distribution System*: Chlorine (Free)

* If you used chloramines and free chlorine at any time during this quarter, select 'both'

First Month of Quarter: Monthly Summary

Month: April Was the PWS active this month? Yes

Average of all disinfectant residuals for this month	Number of residuals collected this month	Number below MIN for this month	Number with NO residual for this month
1.05 mg/L	8 readings	0 readings 0.0%	0 readings 0.0%

Second Month of Quarter: Monthly Summary

Month: May Was the PWS active this month? Yes

Average of all disinfectant residuals for this month	Number of residuals collected this month	Number below MIN for this month	Number with NO residual for this month
0.75 mg/L	10 readings	0 readings 0.0%	0 readings 0.0%

Third Month of Quarter: Monthly Summary

Month: June Was the PWS active this month? Yes

Average of all disinfectant residuals for this month	Number of residuals collected this month	Number below MIN for this month	Number with NO residual for this month
1.11 mg/L	9 readings	0 readings 0.0%	0 readings 0.0%

Quarterly Summary and Certification

Average of all disinfectant residuals for this quarter	Lowest residual this quarter	Highest residual for this quarter
0.96 mg/L	0.5200 mg/L	1.6300 mg/L

T. S I certify that I am familiar with the information contained in this report and that to the best of my knowledge, the information is true, complete, and accurate

Name: Tyler Schneider (Typed) (Signature) Today's Date: 7-3-23

Title: Operator Phone # 936-756-7400

License #: WO0051772 Ema[redacted]

Complete this form for the previous quarter at the beginning of January, April, July, and October and submit in time for it to be received by the TCEQ by the 10th of the month. Always print and sign form, and keep a copy with your records for TCEQ review.

Mail signed, completed form to: Attn: DLQOR, PDWS/TCEQ/MC-155, PO Box 13087, Austin, TX 78711-308

DISINFECTANT LEVEL QUARTERLY OPERATING REPORT (DL QOR)

FOR GROUNDWATER OR PURCHASED WATER PUBLIC WATER SYSTEMS - ANY SIZE

Select Quarter: 3 Select Year: 2023

PWS Name: Splendora Woods	**PWS ID:** 1460153

Type of Disinfectant Used in Distribution System*: Chlorine (Free)

* If you used chloramines and free chlorine at any time during this quarter, select 'both'

First Month of Quarter: Monthly Summary

Month: July Was the PWS active this month? Yes

Average of all disinfectant residuals for this month	Number of residuals collected this month	Number below MIN for this month	Number with NO residual for this month
1.16 mg/L	10 readings	0 readings 0.0%	0 readings 0.0%

Second Month of Quarter: Monthly Summary

Month: August Was the PWS active this month? Yes

Average of all disinfectant residuals for this month	Number of residuals collected this month	Number below MIN for this month	Number with NO residual for this month
1.01 mg/L	9 readings	0 readings 0.0%	0 readings 0.0%

Third Month of Quarter: Monthly Summary

Month: September Was the PWS active this month? Yes

Average of all disinfectant residuals for this month	Number of residuals collected this month	Number below MIN for this month	Number with NO residual for this month
1.10 mg/L	9 readings	0 readings 0.0%	0 readings 0.0%

Quarterly Summary and Certification

Average of all disinfectant residuals for this quarter	Lowest residual this quarter	Highest residual for this quarter
1.09 mg/L	0.7800 mg/L	1.7300 mg/L

tes I certify that I am familiar with the information contained in this report and that to the best of my knowledge, the information is true, complete, and accurate

Name: Tyler Schneider *Typed* *Signature* Today's Date:

Title: operator Phone # 936-756-7400 10/02/23

License #: WO0051772 Email [redacted]

Complete this form for the previous quarter at the beginning of January, April, July, and October and submit in time for it to be received by the TCEQ by the 10th of the month. Always print and sign form, and keep a copy with your records for TCEQ review.

Mail signed, completed form to: Attn: DLQOR, PDWS/TCEQ/MC-155, PO Box 13087, Austin, TX 78711-308

DISINFECTANT LEVEL QUARTERLY OPERATING REPORT (DL QOR)

FOR GROUNDWATER OR PURCHASED WATER PUBLIC WATER SYSTEMS - ANY SIZE

Select Quarter: 4 Select Year: 2022

PWS Name: Splendora Woods	**PWS ID:** 1460153

Type of Disinfectant Used in Distribution System*: Chlorine (Free)

* If you used chloramines and free chlorine at any time during this quarter, select 'both'

First Month of Quarter: Monthly Summary

Month: October Was the PWS active this month? Yes

Average of all disinfectant residuals for this month	Number of residuals collected this month	Number below MIN for this month	Number with NO residual for this month
1.65 mg/L	9 readings	0 readings 0.0%	0 readings 0.0%

Second Month of Quarter: Monthly Summary

Month: November Was the PWS active this month? Yes

Average of all disinfectant residuals for this month	Number of residuals collected this month	Number below MIN for this month	Number with NO residual for this month
1.46 mg/L	9 readings	0 readings 0.0%	0 readings 0.0%

Third Month of Quarter: Monthly Summary

Month: December Was the PWS active this month? Yes

Average of all disinfectant residuals for this month	Number of residuals collected this month	Number below MIN for this month	Number with NO residual for this month
1.31 mg/L	7 readings	0 readings 0.0%	0 readings 0.0%

Quarterly Summary and Certification

Average of all disinfectant residuals for this quarter	Lowest residual this quarter	Highest residual for this quarter
1.49 mg/L	0.9900 mg/L	2.3100 mg/L

HB I certify that I am familiar with the information contained in this report and that to the best of my knowledge, the information is true, complete, and accurate

Name: Harry Bradford *Typed* *Signature* Today's Date: 01/03/23

Title: Operator Phone # 936-756-7400

License #: WO0048974 Email [redacted]

Complete this form for the previous quarter at the beginning of January, April, July, and October and submit in time for it to be received by the TCEQ by the 10th of the month. Always print and sign form, and keep a copy with your records for TCEQ review.

Mail signed, completed form to: Attn: DLQOR, PDWS/TCEQ/MC-155, PO Box 13087, Austin, TX 78711-308

Logsheet for SPLEN WTP#1

Name	Date	Time	Well #1 Flow	Well #1 Pumpage	Well #2 Flow	Well #2 Pumpage	BP #1 Status	BP #2 Status	BP #3 Status	Sys PSI	HPT #1 % Air	GST #1 lvl	CL2 Res	Bleach lvl Inch	Bleach Inches Used	PO4 lvl Inch	PO4 Inches	Well #1 GPM	Well #2 GPM
Tyler Schneider	09/01/2023	9:58 AM	9177	41	33424	26	Standby_Auto	Running_On	Standby_Auto	74	50	13.9	0.95	20	0.25	23	0.06		
Calculated Reading	09/02/2023	11:20 AM	9204	27	33451	27								19.62	0.38	22.87	0.13		
Calculated Reading	09/03/2023	11:20 AM	9231	27	33478	27								19.24	0.38	22.74	0.13		
Calculated Reading	09/04/2023	11:20 AM	9258	27	33505	27								18.87	0.37	22.62	0.12		
Tyler Schneider	09/05/2023	11:20 AM	9285	27	33532	27	Standby_Auto	Running_On	Standby_Auto	74	50	11.5	0.9	18.5	0.37	22.5	0.12		
Calculated Reading	09/06/2023	9:15 AM	9312	27	33559	27								18	0.5	22.41	0.09		
Calculated Reading	09/07/2023	9:15 AM	9339	27	33586	27								17.5	0.5	22.33	0.08		
Tyler Schneider	09/08/2023	9:15 AM	9366	27	33613	27	Standby_Auto	Running_On	Standby_Auto	75	50	13.8	0.96	17	0.5	22.25	0.08	94	94
Calculated Reading	09/09/2023	12:15 PM	9394	28	33642	29								17	0	22.25	0		
Calculated Reading	09/10/2023	12:15 PM	9423	29	33671	29								17	0	22.25	0		
Tyler Schneider	09/11/2023	12:15 PM	9452	29	33700	29	Standby_Auto	Running_On	Standby_Auto	74	50	12.7	1.02	17	0	22.25	0		
Calculated Reading	09/12/2023	12:52 PM	9475	23	33723	23								50.12	0.88	37.87	0.13		
Calculated Reading	09/13/2023	12:52 PM	9498	23	33746	23								49.24	0.88	37.74	0.13		
Calculated Reading	09/14/2023	12:52 PM	9522	24	33770	24								48.37	0.87	37.62	0.12		
Tyler Schneider	09/15/2023	12:52 PM	9546	24	33794	24	Standby_Auto	Running_On	Standby_Auto	75	50	12.7	0.97	47.5	0.87	37.5	0.12		
Calculated Reading	09/16/2023	11:47 AM	9566	20	33814	20								47.33	0.17	37.33	0.17		
Calculated Reading	09/17/2023	11:47 AM	9587	21	33835	21								47.16	0.17	37.16	0.17		
Tyler Schneider	09/18/2023	11:47 AM	9608	21	33856	21	Standby_Auto	Running_On	Standby_Auto	74	50	15	1.14	47	0.16	37	0.16		
Calculated Reading	09/19/2023	11:41 AM	9628	20	33876	20								46.5	0.5	36.75	0.25		
Calculated Reading	09/20/2023	11:41 AM	9648	20	33896	20								46	0.5	36.5	0.25		
Calculated Reading	09/21/2023	11:41 AM	9668	20	33916	20								45.5	0.5	36.25	0.25		
Tyler Schneider	09/22/2023	11:41 AM	9689	21	33937	21	Standby_Auto	Running_On	Standby_Auto	74	50	11.6	1.37	45	0.5	36	0.25		
Calculated Reading	09/23/2023	12:45 PM	9713	24	33961	24								44.5	0.5	35.66	0.34		
Calculated Reading	09/24/2023	12:45 PM	9737	24	33985	24								44	0.5	35.33	0.33		
Tyler Schneider	09/25/2023	12:45 PM	9761	24	34009	24	Standby_Auto	Running_On	Standby_Auto	74	50	12.7	1.63	43.5	0.5	35	0.33		
Calculated Reading	09/26/2023	10:27 AM	9782	21	34029	20								43	0.5	34.81	0.19		
Calculated Reading	09/27/2023	10:27 AM	9803	21	34049	20								42.5	0.5	34.62	0.19		
Calculated Reading	09/28/2023	10:27 AM	9824	21	34070	21								42	0.5	34.43	0.19		
Tyler Schneider	09/29/2023	10:27 AM	9845	21	34091	21	Standby_Auto	Running_On	Standby_Auto	74	50	12.7	1.17	41.5	0.5	34.25	0.18	88	87
Calculated Reading	09/30/2023	1:13 PM	9871	26	34117	26								40.83	0.67	34	0.25		
Max			9871.00	41.00	34117.00	29.00	0.00	0.00	0.00	75.00	50.00	15.00	1.63	50.12	0.88	37.87	0.34	94.00	94.00
Min			9177.00	20.00	33424.00	20.00	0.00	0.00	0.00	74.00	50.00	11.50	0.90	17.00	0.00	22.25	0.00	88.00	87.00
Avg			9540.40	24.50	33787.83	23.97	#DIV/0!	#DIV/0!	#DIV/0!	74.22	50.00	12.96	1.12	35.38	0.45	31.11	0.16	91.00	90.50
Sum			286212.00	735.00	1013635.00	719.00	0.00	0.00	0.00	668.00	450.00	116.60	10.11	1061.28	13.42	933.29	4.81	182.00	181.00
Count			30.00	30.00	30.00	30.00	0.00	0.00	0.00	9.00	9.00	9.00	9.00	30.00	30.00	30.00	30.00	2.00	2.00

Logsheet for SPLEN WTP#1

Name	Date	Time	Well #1 Flow	Well #1 Pumpage	Well #2 Flow	Well #2 Pumpage	BP #1 Status	BP #2 Status	BP #3 Status	Sys PSI	HPT #1 % Air	GST #1 lvl	CL2 Res	Bleach lvl Inch	Bleach Inches Used	PO4 lvl Inch	PO4 Inches	Well #1 GPM	Well #2 GPM
Calculated Reading	08/01/2023	11:53 AM	8225	30	32470	30								33.62	0.63	30	0.5		
Tyler Schneider	08/02/2023	11:53 AM	8256	31	32501	31	Standby_Auto	Running_On	Standby_Auto	74	50	11.5	1.15	33	0.62	29.5	0.5	94	88
Calculated Reading	08/03/2023	9:41 AM	8283	27	32528	27								32.62	0.38	29.25	0.25		
Jordan Davis	08/04/2023	9:41 AM	8311	28	32556	28	Standby_Auto	Running_On	Standby_Auto	75	50	12.5	1.33	32.25	0.37	29	0.25		
Calculated Reading	08/05/2023	10:47 AM	8343	32	32588	32								31.58	0.67	28.66	0.34		
Calculated Reading	08/06/2023	10:47 AM	8375	32	32621	33								30.91	0.67	28.33	0.33		
Tyler Schneider	08/07/2023	10:47 AM	8408	33	32654	33	Standby_Auto	Running_On	Standby_Auto	74	50	11.6	1.08	30.25	0.66	28	0.33		
Calculated Reading	08/08/2023	10:57 AM	8436	28	32682	28								29.68	0.57	27.75	0.25		
Calculated Reading	08/09/2023	10:57 AM	8464	28	32710	28								29.12	0.56	27.5	0.25		
Calculated Reading	08/10/2023	10:57 AM	8492	28	32738	28								28.56	0.56	27.25	0.25		
Jordan Davis	08/11/2023	10:57 AM	8521	29	32766	28	Standby_Auto	Running_On	Standby_Auto	74	50	12.5	1.14	28	0.56	27	0.25		
Calculated Reading	08/12/2023	10:03 AM	8553	32	32799	33								27.41	0.59	26.5	0.5		
Calculated Reading	08/13/2023	10:03 AM	8586	33	32832	33								26.83	0.58	26	0.5		
Tyler Schneider	08/14/2023	10:03 AM	8619	33	32865	33	Standby_Auto	Running_On	Standby_Auto	74	50	13.9	1.06	26.25	0.58	25.5	0.5		
Calculated Reading	08/15/2023	10:32 AM	8650	31	32896	31								25.81	0.44	25.25	0.25		
Calculated Reading	08/16/2023	10:32 AM	8681	31	32927	31								25.37	0.44	25	0.25		
Calculated Reading	08/17/2023	10:32 AM	8712	31	32958	31								24.93	0.44	24.75	0.25		
Tyler Schneider	08/18/2023	10:32 AM	8743	31	32989	31	Standby_Auto	Running_On	Standby_Auto	74	50	13.9	0.97	24.5	0.43	24.5	0.25		
Calculated Reading	08/19/2023	12:36 PM	8790	47	33025	36								24	0.5	24.25	0.25		
Calculated Reading	08/20/2023	12:36 PM	8837	47	33061	36								23.5	0.5	24	0.25		
Tyler Schneider	08/21/2023	12:36 PM	8885	48	33098	37	Standby_Auto	Running_On	Standby_Auto	74	50	13.9	1.05	23	0.5	23.75	0.25		
Calculated Reading	08/22/2023	12:36 PM	8910	25	33131	33								22.62	0.38	23.62	0.13		
Calculated Reading	08/23/2023	12:36 PM	8935	25	33164	33								22.24	0.38	23.49	0.13		
Calculated Reading	08/24/2023	12:36 PM	8960	25	33197	33								21.87	0.37	23.37	0.12		
Tyler Schneider	08/25/2023	12:36 PM	8985	25	33231	34	Standby_Auto	Running_On	Standby_Auto	74	50	12.7	0.89	21.5	0.37	23.25	0.12		
Calculated Reading	08/26/2023	12:58 PM	8994	9	33260	29								21.33	0.17	23.25	0		
Calculated Reading	08/27/2023	12:58 PM	9003	9	33290	30								21.16	0.17	23.25	0		
Tyler Schneider	08/28/2023	12:58 PM	9013	10	33320	30	Standby_Auto	Running_On	Standby_Auto	74	50	12.7	0.82	21	0.16	23.25	0	94	94
Calculated Reading	08/29/2023	9:58 AM	9054	41	33346	26								20.75	0.25	23.18	0.07		
Calculated Reading	08/30/2023	9:58 AM	9095	41	33372	26								20.5	0.25	23.12	0.06		
Calculated Reading	08/31/2023	9:58 AM	9136	41	33398	26								20.25	0.25	23.06	0.06		
Max			9136.00	48.00	33398.00	37.00	0.00	0.00	0.00	75.00	50.00	13.90	1.33	33.62	0.67	30.00	0.50	94.00	94.00
Min			8225.00	9.00	32470.00	26.00	0.00	0.00	0.00	74.00	50.00	11.50	0.82	20.25	0.16	23.06	0.00	94.00	88.00
Avg			8685.65	30.35	32934.61	30.90	#DIV/0!	#DIV/0!	#DIV/0!	74.11	50.00	12.80	1.05	25.95	0.45	25.63	0.24	94.00	91.00
Sum			269255.00	941.00	1020973.00	958.00	0.00	0.00	0.00	667.00	450.00	115.20	9.49	804.41	14.00	794.58	7.44	188.00	182.00
Count			31.00	31.00	31.00	31.00	0.00	0.00	0.00	9.00	9.00	9.00	9.00	31.00	31.00	31.00	31.00	2.00	2.00

Logsheet for SPLEN WTP#1

Name	Date	Time	Well #1 Flow	Well #1 Pumpage	Well #2 Flow	Well #2 Pumpage	BP #1 Status	BP #2 Status	BP #3 Status	Sys PSI	HPT #1 % Air	GST #1 lvl	CL2 Res	Bleach lvl Inch	Bleach Inches Used	PO4 lvl Inch	PO4 Inches	Well #1 GPM	Well #2 GPM
Calculated Reading	07/01/2023	10:57 AM	7452	21	31695	21								46.83	0.17	37	0		
Calculated Reading	07/02/2023	10:57 AM	7473	21	31716	21								46.66	0.17	37	0		
Tyler Schneider	07/03/2023	10:57 AM	7494	21	31738	22	Standby_Auto	Running_On	Standby_Auto	75	50	12.7	1.2	46.5	0.16	37	0	94	88
Calculated Reading	07/04/2023	9:18 AM	7515	21	31759	21								46.18	0.32	37.37	0.13		
Calculated Reading	07/05/2023	9:18 AM	7536	21	31780	21								45.87	0.31	37.24	0.13		
Calculated Reading	07/06/2023	9:18 AM	7557	21	31801	21								45.56	0.31	37.12	0.12		
Tyler Schneider	07/07/2023	9:18 AM	7579	22	31823	22	Standby_Auto	Running_On	Standby_Auto	75	50	12.7	1.14	45.25	0.31	37	0.12		
Calculated Reading	07/08/2023	11:34 AM	7601	22	31845	22								44.83	0.42	36.91	0.09		
Calculated Reading	07/09/2023	11:34 AM	7624	23	31868	23								44.41	0.42	36.83	0.08		
Tyler Schneider	07/10/2023	11:34 AM	7647	23	31891	23	Standby_Auto	Running_On	Standby_Auto	75	50	11.6	0.99	44	0.41	36.75	0.08		
Calculated Reading	07/11/2023	1:35 PM	7669	22	31914	23								43.68	0.32	36.5	0.25		
Calculated Reading	07/12/2023	1:35 PM	7692	23	31937	23								43.37	0.31	36.25	0.25		
Calculated Reading	07/13/2023	1:35 PM	7715	23	31960	23								43.06	0.31	36	0.25		
Tyler Schneider	07/14/2023	1:35 PM	7738	23	31983	23	Standby_Auto	Running_On	Standby_Auto	74	50	12.7	0.95	42.75	0.31	35.75	0.25		
Calculated Reading	07/15/2023	11:16 AM	7764	26	32009	26								42.33	0.42	35.5	0.25		
Calculated Reading	07/16/2023	11:16 AM	7790	26	32035	26								41.91	0.42	35.25	0.25		
Tyler Schneider	07/17/2023	11:16 AM	7817	27	32061	26	Standby_Auto	Running_On	Standby_Auto	75	50	12.7	1.18	41.5	0.41	35	0.25		
Calculated Reading	07/18/2023	11:39 AM	7842	25	32086	25								41.06	0.44	34.62	0.38		
Calculated Reading	07/19/2023	11:39 AM	7867	25	32111	25								40.62	0.44	34.24	0.38		
Calculated Reading	07/20/2023	11:39 AM	7892	25	32136	25								40.18	0.44	33.87	0.37		
Tyler Schneider	07/21/2023	11:39 AM	7917	25	32161	25	Standby_Auto	Running_On	Standby_Auto	74	50	13.9	1.32	39.75	0.43	33.5	0.37		
Calculated Reading	07/22/2023	10:55 AM	7942	25	32187	26								39.33	0.42	33.16	0.34		
Calculated Reading	07/23/2023	10:55 AM	7968	26	32213	26								38.91	0.42	32.83	0.33		
Jordan Davis	07/24/2023	10:55 AM	7994	26	32239	26	Standby_Auto	Running_On	Standby_Auto	73	50	13.9	1.61	38.5	0.41	32.5	0.33		
Calculated Reading	07/25/2023	8:37 AM	7999	5	32266	27								37.87	0.63	32.12	0.38		
Calculated Reading	07/26/2023	8:37 AM	8004	5	32293	27								37.24	0.63	31.74	0.38		
Calculated Reading	07/27/2023	8:37 AM	8009	5	32321	28								36.62	0.62	31.37	0.37		
Tyler Schneider	07/28/2023	8:37 AM	8015	6	32349	28	Standby_Auto	Running_On	Standby_Auto	72	50	13.9	0.95	36	0.62	31	0.37	94	94
Calculated Reading	07/29/2023	12:26 PM	8075	60	32379	30								35.41	0.59	30.83	0.17		
Calculated Reading	07/30/2023	12:26 PM	8135	60	32409	30								34.83	0.58	30.66	0.17		
Kevin Maloney	07/31/2023	12:26 PM	8195	60	32440	31	Standby_Auto	Running_On	Standby_Auto	74	50	11.5	1.09	34.25	0.58	30.5	0.16		
Max			8195.00	60.00	32440.00	31.00	0.00	0.00	0.00	75.00	50.00	13.90	1.61	46.83	0.63	37.37	0.38	94.00	94.00
Min			7452.00	5.00	31695.00	21.00	0.00	0.00	0.00	72.00	50.00	11.50	0.95	34.25	0.16	30.50	0.00	94.00	88.00
Avg			7790.87	24.65	32045.32	24.71	#DIV/0!	#DIV/0!	#DIV/0!	74.11	50.00	12.84	1.16	41.46	0.41	34.63	0.23	94.00	91.00
Sum			241517.00	764.00	993405.00	766.00	0.00	0.00	0.00	667.00	450.00	115.60	10.43	1285.26	12.75	1073.41	7.00	188.00	182.00
Count			31.00	31.00	31.00	31.00	0.00	0.00	0.00	9.00	9.00	9.00	9.00	31.00	31.00	31.00	31.00	2.00	2.00

Logsheet for SPLEN WTP#1

Name	Date	Time	Well #1 Flow	Well #1 Pumpage	Well #2 Flow	Well #2 Pumpage	BP #1 Status	BP #2 Status	BP #3 Status	Sys PSI	HPT #1 % Air	GST #1 lvl	CL2 Res	Bleach lvl Inch	Bleach Inches Used	PO4 lvl Inch	PO4 Inches	Well #1 GPM	Well #2 GPM
Calculated Reading	06/01/2023	11:30 AM	6784	24	31026	24								26.91	0.42	21.16	0.17		
Tyler Schneider	06/02/2023	11:30 AM	6808	24	31050	24	Standby_Auto	Running_On	Standby_Auto	74	50	12.7	1.02	26.5	0.41	21	0.16		
Calculated Reading	06/03/2023	11:18 AM	6829	21	31071	21								26.16	0.34	20.83	0.17		
Calculated Reading	06/04/2023	11:18 AM	6851	22	31093	22								25.83	0.33	20.66	0.17		
Tyler Schneider	06/05/2023	11:18 AM	6873	22	31115	22	Standby_Auto	Running_On	Standby_Auto	74	50	11.5	0.75	25.5	0.33	20.5	0.16	88	83
Calculated Reading	06/06/2023	9:16 AM	6894	21	31136	21								25.25	0.25	20.43	0.07		
Calculated Reading	06/07/2023	9:16 AM	6915	21	31157	21								25	0.25	20.37	0.06		
Calculated Reading	06/08/2023	9:16 AM	6937	22	31179	22								24.75	0.25	20.31	0.06		
Tyler Schneider	06/09/2023	9:16 AM	6959	22	31201	22	Standby_Auto	Running_On	Standby_Auto	74	50	13.9	1.08	24.5	0.25	20.25	0.06		
Calculated Reading	06/10/2023	11:24 AM	6981	22	31223	22								24	0.5	20.25	0		
Calculated Reading	06/11/2023	11:24 AM	7003	22	31246	23								23.5	0.5	20.25	0		
Tyler Schneider	06/12/2023	11:24 AM	7026	23	31269	23	Standby_Auto	Running_On	Standby_Auto	74	50	12.7	1.02	23	0.5	20.25	0		
Calculated Reading	06/13/2023	1:18 PM	7049	23	31291	22								22.66	0.34	20.25	0		
Calculated Reading	06/14/2023	1:18 PM	7072	23	31314	23								22.33	0.33	20.25	0		
Jordan Davis	06/15/2023	1:18 PM	7095	23	31337	23	Standby_Auto	Running_On	Standby_Auto	75	50	12.7	1.04	22	0.33	20.25	0		
Calculated Reading	06/16/2023	11:14 AM	7120	25	31362	25								21.6	0.4	20.1	0.15		
Calculated Reading	06/17/2023	11:14 AM	7145	25	31387	25								21.2	0.4	19.95	0.15		
Calculated Reading	06/18/2023	11:14 AM	7170	25	31413	26								20.8	0.4	19.8	0.15		
Calculated Reading	06/19/2023	11:14 AM	7196	26	31439	26								20.4	0.4	19.65	0.15		
Tyler Schneider	06/20/2023	11:14 AM	7222	26	31465	26	Standby_Auto	Running_On	Standby_Auto	75	50	12.7	1.03	20	0.4	19.5	0.15		
Calculated Reading	06/21/2023	9:47 AM	7241	19	31484	19								19.66	0.34	19.5	0		
Calculated Reading	06/22/2023	9:47 AM	7261	20	31504	20								19.33	0.33	19.5	0		
Jordan Davis	06/23/2023	9:47 AM	7281	20	31524	20	Standby_Auto	Running_On	Standby_Auto	74	50	11.5	1.16	19	0.33	19.5	0		
Calculated Reading	06/24/2023	11:08 AM	7302	21	31545	21								18.66	0.34	19.33	0.17		
Calculated Reading	06/25/2023	11:08 AM	7323	21	31566	21								18.33	0.33	19.16	0.17		
Tyler Schneider	06/26/2023	11:08 AM	7344	21	31587	21	Standby_Auto	Running_On	Standby_Auto	74	50	12.7	1.09	18	0.33	19	0.16		
Calculated Reading	06/27/2023	12:37 PM	7365	21	31608	21								18	0	19	0		
Calculated Reading	06/28/2023	12:37 PM	7387	22	31630	22								18	0	19	0		
Calculated Reading	06/29/2023	12:37 PM	7409	22	31652	22								18	0	19	0		
Jordan Davis	06/30/2023	12:37 PM	7431	22	31674	22	Standby_Auto	Running_On	Standby_Auto	75	50	12.7	1.55	18	0	19	0	87	87
Max			7431.00	26.00	31674.00	26.00	0.00	0.00	0.00	75.00	50.00	13.90	1.55	26.91	0.50	21.16	0.17	88.00	87.00
Min			6784.00	19.00	31026.00	19.00	0.00	0.00	0.00	74.00	50.00	11.50	0.75	18.00	0.00	19.00	0.00	87.00	83.00
Avg			7109.10	22.37	31351.60	22.40	#DIV/0!	#DIV/0!	#DIV/0!	74.33	50.00	12.57	1.08	21.90	0.31	19.93	0.08	87.50	85.00
Sum			213273.00	671.00	940548.00	672.00	0.00	0.00	0.00	669.00	450.00	113.10	9.74	656.87	9.33	598.00	2.33	175.00	170.00
Count			30.00	30.00	30.00	30.00	0.00	0.00	0.00	9.00	9.00	9.00	9.00	30.00	30.00	30.00	30.00	2.00	2.00

Logsheet for SPLEN WTP#1

Name	Date	Time	Well #1 Flow	Well #1 Pumpage	Well #2 Flow	Well #2 Pumpage	BP #1 Status	BP #2 Status	BP #3 Status	Sys PSI	HPT #1 % Air	GST #1 lvl	CL2 Res	Bleach lvl Inch	Bleach Inches Used	PO4 lvl Inch	PO4 Inches	Well #1 GPM	Well #2 GPM
Tyler Schneider	05/01/2023	1:37 PM	6155	22	30398	22	Standby_Auto	Running_On	Standby_Auto	74	50	12.7	0.78	35	0.16	25	0.16	94	88
Calculated Reading	05/02/2023	10:53 AM	6174	19	30417	19								34.87	0.13	24.93	0.07		
Calculated Reading	05/03/2023	10:53 AM	6193	19	30436	19								34.74	0.13	24.87	0.06		
Calculated Reading	05/04/2023	10:53 AM	6212	19	30455	19								34.62	0.12	24.81	0.06		
Kevin Maloney	05/05/2023	10:53 AM	6232	20	30475	20	Standby_Auto	Running_On	Standby_Auto	72	50	11.5	0.65	34.5	0.12	24.75	0.06		
Calculated Reading	05/06/2023	1:31 PM	6252	20	30495	20								34.33	0.17	24.66	0.09		
Calculated Reading	05/07/2023	1:31 PM	6272	20	30515	20								34.16	0.17	24.58	0.08		
Tyler Schneider	05/08/2023	1:31 PM	6293	21	30535	20	Standby_Auto	Running_On	Standby_Auto	74	50	13.9	0.67	34	0.16	24.5	0.08		
Calculated Reading	05/09/2023	1:10 PM	6309	16	30551	16								33.87	0.13	24.43	0.07		
Calculated Reading	05/10/2023	1:10 PM	6325	16	30567	16								33.74	0.13	24.37	0.06		
Calculated Reading	05/11/2023	1:10 PM	6342	17	30584	17								33.62	0.12	24.31	0.06		
Kevin Maloney	05/12/2023	1:10 PM	6359	17	30601	17	Standby_Auto	Running_On	Standby_Auto	74	50	12.5	0.57	33.5	0.12	24.25	0.06		
Calculated Reading	05/13/2023	11:56 AM	6377	18	30619	18								33.25	0.25	24	0.25		
Calculated Reading	05/14/2023	11:56 AM	6395	18	30637	18								33	0.25	23.75	0.25		
Tyler Schneider	05/15/2023	11:56 AM	6414	19	30655	18	Standby_Auto	Running_On	Standby_Auto	74	50	11.6	0.81	32.75	0.25	23.5	0.25		
Calculated Reading	05/16/2023	9:31 AM	6432	18	30673	18								32.5	0.25	23.37	0.13		
Calculated Reading	05/17/2023	9:31 AM	6450	18	30691	18								32.25	0.25	23.24	0.13		
Calculated Reading	05/18/2023	9:31 AM	6468	18	30709	18								32	0.25	23.12	0.12		
Tyler Schneider	05/19/2023	9:31 AM	6486	18	30727	18	Standby_Auto	Running_On	Standby_Auto	74	50	13.9	1.04	31.75	0.25	23	0.12		
Calculated Reading	05/20/2023	12:05 PM	6507	21	30748	21								31.5	0.25	22.83	0.17		
Calculated Reading	05/21/2023	12:05 PM	6528	21	30769	21								31.25	0.25	22.66	0.17		
Tyler Schneider	05/22/2023	12:05 PM	6550	22	30791	22	Standby_Auto	Running_On	Standby_Auto	74	50	12.7	0.93	31	0.25	22.5	0.16		
Calculated Reading	05/23/2023	10:57 AM	6572	22	30813	22								30.81	0.19	22.37	0.13		
Calculated Reading	05/24/2023	10:57 AM	6595	23	30836	23								30.62	0.19	22.24	0.13		
Calculated Reading	05/25/2023	10:57 AM	6618	23	30859	23								30.43	0.19	22.12	0.12		
Tyler Schneider	05/26/2023	10:57 AM	6641	23	30882	23	Standby_Auto	Running_On	Standby_Auto	74	50	15	1.11	30.25	0.18	22	0.12		
Calculated Reading	05/27/2023	12:27 PM	6665	24	30906	24								29.62	0.63	21.87	0.13		
Calculated Reading	05/28/2023	12:27 PM	6689	24	30930	24								28.99	0.63	21.74	0.13		
Calculated Reading	05/29/2023	12:27 PM	6713	24	30954	24								28.37	0.62	21.62	0.12		
Tyler Schneider	05/30/2023	12:27 PM	6737	24	30978	24	Standby_Auto	Running_On	Standby_Auto	74	50	13.9	0.99	27.75	0.62	21.5	0.12	97	84
Calculated Reading	05/31/2023	11:30 AM	6760	23	31002	24								27.33	0.42	21.33	0.17		
Max			6760.00	24.00	31002.00	24.00	0.00	0.00	0.00	74.00	50.00	15.00	1.11	35.00	0.63	25.00	0.25	97.00	88.00
Min			6155.00	16.00	30398.00	16.00	0.00	0.00	0.00	72.00	50.00	11.50	0.57	27.33	0.12	21.33	0.06	94.00	84.00
Avg			6442.42	20.23	30684.13	20.19	#DIV/0!	#DIV/0!	#DIV/0!	73.78	50.00	13.08	0.84	32.14	0.25	23.36	0.12	95.50	86.00
Sum			199715.00	627.00	951208.00	626.00	0.00	0.00	0.00	664.00	450.00	117.70	7.55	996.37	7.83	724.22	3.83	191.00	172.00
Count			31.00	31.00	31.00	31.00	0.00	0.00	0.00	9.00	9.00	9.00	9.00	31.00	31.00	31.00	31.00	2.00	2.00

Logsheet for SPLEN WTP#1

Name	Date	Time	Well #1 Flow	Well #1 Pumpage	Well #2 Flow	Well #2 Pumpage	BP #1 Status	BP #2 Status	BP #3 Status	Sys PSI	HPT #1 % Air	GST #1 lvl	CL2 Res	Bleach lvl Inch	Bleach Inches Used	PO4 lvl Inch	PO4 Inches	Well #1 GPM	Well #2 GPM
Calculated Reading	04/01/2023	11:08 AM	6083	0	29357	40								41	0.25	30.5	0.25		
Calculated Reading	04/02/2023	11:08 AM	6083	0	29398	41								40.75	0.25	30.25	0.25		
Tyler Schneider	04/03/2023	11:08 AM	6083	0	29439	41	Standby_Auto	Running_On	Standby_Auto	75	50	12.7	0.89	40.5	0.25	30	0.25	94	94
Calculated Reading	04/04/2023	9:51 AM	6083	0	29478	39								40.33	0.17	29.83	0.17		
Calculated Reading	04/05/2023	9:51 AM	6083	0	29518	40								40.16	0.17	29.66	0.17		
Tyler Schneider	04/06/2023	9:51 AM	6084	1	29558	40	Standby_Auto	Running_On	Standby_Auto	75	50	15	0.98	40	0.16	29.5	0.16		
Calculated Reading	04/07/2023	10:50 AM	6084	0	29592	34								39.81	0.19	29.31	0.19		
Calculated Reading	04/08/2023	10:50 AM	6084	0	29627	35								39.62	0.19	29.12	0.19		
Calculated Reading	04/09/2023	10:50 AM	6084	0	29662	35								39.43	0.19	28.93	0.19		
Jordan Davis	04/10/2023	10:50 AM	6084	0	29697	35	Standby_Auto	Running_On	Standby_Auto	75	50	12.5	1.21	39.25	0.18	28.75	0.18		
Calculated Reading	04/11/2023	9:15 AM	6084	0	29732	35								39	0.25	28.56	0.19		
Calculated Reading	04/12/2023	9:15 AM	6084	0	29767	35								38.75	0.25	28.37	0.19		
Calculated Reading	04/13/2023	9:15 AM	6084	0	29802	35								38.5	0.25	28.18	0.19		
Tyler Schneider	04/14/2023	9:15 AM	6085	1	29838	36	Standby_Auto	Running_On	Standby_Auto	75	50	11.6	1.25	38.25	0.25	28	0.18		
Calculated Reading	04/15/2023	12:45 PM	6085	0	29875	37								38	0.25	27.83	0.17		
Calculated Reading	04/16/2023	12:45 PM	6085	0	29913	38								37.75	0.25	27.66	0.17		
Tyler Schneider	04/17/2023	12:45 PM	6086	1	29951	38	Standby_Auto	Running_On	Standby_Auto	73	50	11.6	0.89	37.5	0.25	27.5	0.16		
Calculated Reading	04/18/2023	2:48 PM	6086	0	29987	36								37.31	0.19	27.31	0.19		
Calculated Reading	04/19/2023	2:48 PM	6086	0	30023	36								37.12	0.19	27.12	0.19		
Calculated Reading	04/20/2023	2:48 PM	6086	0	30060	37								36.93	0.19	26.93	0.19		
Jordan Davis	04/21/2023	2:48 PM	6087	1	30097	37	Standby_Auto	Running_On	Standby_Auto	74	50	12.5	1.23	36.75	0.18	26.75	0.18		
Calculated Reading	04/22/2023	11:40 AM	6087	0	30131	34								36.5	0.25	26.5	0.25		
Calculated Reading	04/23/2023	11:40 AM	6087	0	30165	34								36.25	0.25	26.25	0.25		
Tyler Schneider	04/24/2023	11:40 AM	6088	1	30200	35	Standby_Auto	Running_On	Standby_Auto	74	50	12.7	0.95	36	0.25	26	0.25	87	95
Calculated Reading	04/25/2023	10:03 AM	6088	0	30233	33								35.87	0.13	25.87	0.13		
Calculated Reading	04/26/2023	10:03 AM	6089	1	30266	33								35.74	0.13	25.74	0.13		
Calculated Reading	04/27/2023	10:03 AM	6090	1	30300	34								35.62	0.12	25.62	0.12		
Jordan Davis	04/28/2023	10:03 AM	6091	1	30334	34	Standby_Auto	Running_On	Standby_Auto	74	50	12.5	1.02	35.5	0.12	25.5	0.12		
Calculated Reading	04/29/2023	1:37 PM	6112	21	30355	21								35.33	0.17	25.33	0.17		
Calculated Reading	04/30/2023	1:37 PM	6133	21	30376	21								35.16	0.17	25.16	0.17		
Max			6133.00	21.00	30376.00	41.00	0.00	0.00	0.00	75.00	50.00	15.00	1.25	41.00	0.25	30.50	0.25	94.00	95.00
Min			6083.00	0.00	29357.00	21.00	0.00	0.00	0.00	73.00	50.00	11.60	0.89	35.16	0.12	25.16	0.12	87.00	94.00
Avg			6087.93	1.67	29891.03	35.30	#DIV/0!	#DIV/0!	#DIV/0!	74.38	50.00	12.64	1.05	37.96	0.20	27.73	0.19	90.50	94.50
Sum			182638.00	50.00	896731.00	1059.00	0.00	0.00	0.00	595.00	400.00	101.10	8.42	1138.68	6.09	832.03	5.59	181.00	189.00
Count			30.00	30.00	30.00	30.00	0.00	0.00	0.00	8.00	8.00	8.00	8.00	30.00	30.00	30.00	30.00	2.00	2.00

Logsheet for SPLEN WTP#1

Name	Date	Time	Well #1 Flow	Well #1 Pumpage	Well #2 Flow	Well #2 Pumpage	BP #1 Status	BP #2 Status	BP #3 Status	Sys PSI	HPT #1 % Air	GST #1 lvl	CL2 Res	Bleach lvl Inch	Bleach Inches Used	PO4 lvl Inch	PO4 Inches	Well #1 GPM	Well #2 GPM
Calculated Reading	03/01/2023	9:45 AM	6077	0	28215	34								47.87	0.06	36.87	0.19		
Calculated Reading	03/02/2023	9:45 AM	6078	1	28249	34								47.81	0.06	36.68	0.19		
Tyler Schneider	03/03/2023	9:45 AM	6079	1	28283	34	Standby_Auto	Running_On	Standby_Auto	79	50	13.9	1.35	47.75	0.06	36.5	0.18		
Calculated Reading	03/04/2023	11:15 AM	6079	0	28323	40								47.5	0.25	36.25	0.25		
Calculated Reading	03/05/2023	11:15 AM	6079	0	28363	40								47.25	0.25	36	0.25		
Tyler Schneider	03/06/2023	11:15 AM	6080	1	28403	40	Standby_Auto	Running_On	Standby_Auto	79	50	13.9	1.45	47	0.25	35.75	0.25	87	84
Calculated Reading	03/07/2023	8:47 AM	6080	0	28441	38								46.75	0.25	35.56	0.19		
Calculated Reading	03/08/2023	8:47 AM	6080	0	28479	38								46.5	0.25	35.37	0.19		
Calculated Reading	03/09/2023	8:47 AM	6080	0	28517	38								46.25	0.25	35.18	0.19		
Tyler Schneider	03/10/2023	8:47 AM	6081	1	28555	38	Standby_Auto	Running_On	Standby_Auto	79	50	12.7	1.27	46	0.25	35	0.18		
Calculated Reading	03/11/2023	9:51 AM	6081	0	28592	37								45.83	0.17	34.83	0.17		
Calculated Reading	03/12/2023	10:51 AM	6081	0	28629	37								45.66	0.17	34.66	0.17		
Tyler Schneider	03/13/2023	10:51 AM	6082	1	28667	38	Standby_Auto	Running_On	Standby_Auto	79	50	13.9	1.11	45.5	0.16	34.5	0.16		
Calculated Reading	03/14/2023	9:25 AM	6082	0	28704	37								45.12	0.38	34.25	0.25		
Calculated Reading	03/15/2023	9:25 AM	6082	0	28741	37								44.74	0.38	34	0.25		
Calculated Reading	03/16/2023	9:25 AM	6082	0	28778	37								44.37	0.37	33.75	0.25		
Tyler Schneider	03/17/2023	9:25 AM	6082	0	28815	37	Standby_Auto	Running_On	Standby_Auto	79	50	12.7	1.59	44	0.37	33.5	0.25		
Calculated Reading	03/18/2023	10:09 AM	6082	0	28849	34								43.83	0.17	33.33	0.17		
Calculated Reading	03/19/2023	10:09 AM	6082	0	28883	34								43.66	0.17	33.16	0.17		
Tyler Schneider	03/20/2023	10:09 AM	6082	0	28918	35	Standby_Auto	Running_On	Standby_Auto	79	50	12.7	1.23	43.5	0.16	33	0.16		
Calculated Reading	03/21/2023	12:03 PM	6082	0	28955	37								43.37	0.13	32.81	0.19		
Calculated Reading	03/22/2023	12:03 PM	6082	0	28992	37								43.24	0.13	32.62	0.19		
Calculated Reading	03/23/2023	12:03 PM	6082	0	29029	37								43.12	0.12	32.43	0.19		
Jordan Davis	03/24/2023	12:03 PM	6082	0	29067	38	Standby_Auto	Running_On	Standby_Auto	75	50	12.5	1.67	43	0.12	32.25	0.18		
Calculated Reading	03/25/2023	12:47 PM	6082	0	29104	37								42.75	0.25	32	0.25		
Calculated Reading	03/26/2023	12:47 PM	6082	0	29141	37								42.5	0.25	31.75	0.25		
Tyler Schneider	03/27/2023	12:47 PM	6083	1	29179	38	Standby_Auto	Running_On	Standby_Auto	75	50	15	1.22	42.25	0.25	31.5	0.25	94	87
Calculated Reading	03/28/2023	10:03 AM	6083	0	29213	34								42	0.25	31.31	0.19		
Calculated Reading	03/29/2023	10:03 AM	6083	0	29247	34								41.75	0.25	31.12	0.19		
Calculated Reading	03/30/2023	10:03 AM	6083	0	29282	35								41.5	0.25	30.93	0.19		
Tyler Schneider	03/31/2023	10:03 AM	6083	0	29317	35	Standby_Auto	Running_On	Standby_Auto	75	50	12.7	0.97	41.25	0.25	30.75	0.18		
Max			6083.00	1.00	29317.00	40.00	0.00	0.00	0.00	79.00	50.00	15.00	1.67	47.87	0.38	36.87	0.25	94.00	87.00
Min			6077.00	0.00	28215.00	34.00	0.00	0.00	0.00	75.00	50.00	12.50	0.97	41.25	0.06	30.75	0.16	87.00	84.00
Avg			6081.23	0.19	28771.94	36.65	#DIV/0!	#DIV/0!	#DIV/0!	77.67	50.00	13.33	1.32	44.63	0.22	33.79	0.20	90.50	85.50
Sum			188518.00	6.00	891930.00	1136.00	0.00	0.00	0.00	699.00	450.00	120.00	11.86	1383.62	6.68	1047.61	6.31	181.00	171.00
Count			31.00	31.00	31.00	31.00	0.00	0.00	0.00	9.00	9.00	9.00	9.00	31.00	31.00	31.00	31.00	2.00	2.00

Logsheet for SPLEN WTP#1

Name	Date	Time	Well #1 Flow	Well #1 Pumpage	Well #2 Flow	Well #2 Pumpage	BP #1 Status	BP #2 Status	BP #3 Status	Sys PSI	HPT #1 % Air	GST #1 lvl	CL2 Res	Bleach lvl Inch	Bleach Inches Used	PO4 lvl Inch	PO4 Inches	Well #1 GPM	Well #2 GPM
Calculated Reading	02/01/2023	9:24 AM	6045	0	27148	32								18.87	0.19	20.12	0.19		
Calculated Reading	02/02/2023	9:24 AM	6045	0	27180	32								18.68	0.19	19.93	0.19		
Tyler Schneider	02/03/2023	9:24 AM	6045	0	27212	32	Standby_Auto	Running_On	Standby_Auto	74	50	15	1.07	18.5	0.18	19.75	0.18		
Calculated Reading	02/04/2023	12:38 PM	6045	0	27251	39								17.83	0.67	19.41	0.34		
Calculated Reading	02/05/2023	12:38 PM	6045	0	27290	39								17.16	0.67	19.08	0.33		
Tyler Schneider	02/06/2023	12:38 PM	6046	1	27330	40	Standby_Auto	Running_On	Standby_Auto	74	50	15	1.24	16.5	0.66	18.75	0.33		
Calculated Reading	02/07/2023	9:09 AM	6046	0	27367	37								16.31	0.19	18.62	0.13		
Calculated Reading	02/08/2023	9:09 AM	6046	0	27404	37								16.12	0.19	18.49	0.13		
Calculated Reading	02/09/2023	9:09 AM	6046	0	27442	38								15.93	0.19	18.37	0.12		
Tyler Schneider	02/10/2023	9:09 AM	6047	1	27480	38	Standby_Auto	Running_On	Standby_Auto	79	50	15	1.15	15.75	0.18	18.25	0.12		
Calculated Reading	02/11/2023	11:26 AM	6047	0	27518	38								15.58	0.17	18	0.25		
Calculated Reading	02/12/2023	11:26 AM	6047	0	27556	38								15.41	0.17	17.75	0.25		
Tyler Schneider	02/13/2023	11:26 AM	6047	0	27595	39	Standby_Auto	Running_On	Standby_Auto	79	50	13.9	1.14	15.25	0.16	17.5	0.25		
Calculated Reading	02/14/2023	9:25 AM	6054	7	27642	47								14.93	0.32	17.25	0.25		
Calculated Reading	02/15/2023	9:25 AM	6061	7	27690	48								14.62	0.31	17	0.25		
Calculated Reading	02/16/2023	9:25 AM	6068	7	27738	48								14.31	0.31	16.75	0.25		
Tyler Schneider	02/17/2023	9:25 AM	6075	7	27786	48	Standby_Auto	Running_On	Standby_Auto	79	50	13.9	1.13	14	0.31	16.5	0.25		
Calculated Reading	02/18/2023	1:30 PM	6075	0	27823	37								13.83	0.17	16.33	0.17		
Calculated Reading	02/19/2023	1:30 PM	6075	0	27860	37								13.66	0.17	16.16	0.17		
Harry Bradford	02/20/2023	1:30 PM	6075	0	27898	38	Standby_Auto	Running_On	Standby_Auto	74	50	14	1.07	13.5	0.16	16	0.16		
Calculated Reading	02/21/2023	9:24 AM	6075	0	27932	34								22.12	-8.62	21.43	-5.43		
Calculated Reading	02/22/2023	9:24 AM	6075	0	27966	34								30.74	-8.62	26.87	-5.44		
Calculated Reading	02/23/2023	9:24 AM	6076	1	28000	34								39.37	-8.63	32.31	-5.44		
Tyler Schneider	02/24/2023	9:24 AM	6077	1	28034	34	Standby_Auto	Running_On	Standby_Auto	74	50	15	1.1	48	-8.63	37.75	-5.44		
Calculated Reading	02/25/2023	11:08 AM	6077	0	28071	37								48	0	37.58	0.17		
Calculated Reading	02/26/2023	11:08 AM	6077	0	28109	38								48	0	37.41	0.17		
Tyler Schneider	02/27/2023	11:08 AM	6077	0	28147	38	Standby_Auto	Running_On	Standby_Auto	79	50	13.9	1.61	48	0	37.25	0.16		
Calculated Reading	02/28/2023	9:45 AM	6077	0	28181	34								47.93	0.07	37.06	0.19		
Max			6077.00	7.00	28181.00	48.00	0.00	0.00	0.00	79.00	50.00	15.00	1.61	48.00	0.67	37.75	0.34	0.00	0.00
Min			6045.00	0.00	27148.00	32.00	0.00	0.00	0.00	74.00	50.00	13.90	1.07	13.50	-8.63	16.00	-5.44	0.00	0.00
Avg			6060.39	1.14	27666.07	38.04	#DIV/0!	#DIV/0!	#DIV/0!	76.50	50.00	14.46	1.19	23.18	-1.03	22.42	-0.60	#DIV/0!	#DIV/0!
Sum			169691.00	32.00	774650.00	1065.00	0.00	0.00	0.00	612.00	400.00	115.70	9.51	648.90	-28.87	627.67	-16.75	0.00	0.00
Count			28.00	28.00	28.00	28.00	0.00	0.00	0.00	8.00	8.00	8.00	8.00	28.00	28.00	28.00	28.00	0.00	0.00

Logsheet for SPLEN WTP#1

Name	Date	Time	Well #1 Flow	Well #1 Pumpage	Well #2 Flow	Well #2 Pumpage	BP #1 Status	BP #2 Status	BP #3 Status	Sys PSI	HPT #1 % Air	GST #1 lvl	CL2 Res	Bleach lvl Inch	Bleach Inches Used	PO4 lvl Inch	PO4 Inches	Well #1 GPM	Well #2 GPM
Calculated Reading	01/01/2023	2:47 PM	5832	17	26305	17								25.4	0.2	24.45	0.1		
Calculated Reading	01/02/2023	2:47 PM	5849	17	26323	18								25.2	0.2	24.35	0.1		
Harry Bradford	01/03/2023	2:47 PM	5867	18	26341	18	Standby_Auto	Running_On	Standby_Auto	75	50	14	1.25	25	0.2	24.25	0.1		
Calculated Reading	01/04/2023	1:42 PM	5881	14	26355	14								24.75	0.25	24.12	0.13		
Harry Bradford	01/05/2023	1:42 PM	5895	14	26369	14	Standby_Auto	Running_On	Standby_Auto	73	50	12.5	1.24	24.5	0.25	24	0.12		
Calculated Reading	01/06/2023	10:16 AM	5912	17	26386	17								24.18	0.32	23.93	0.07		
Calculated Reading	01/07/2023	10:16 AM	5929	17	26403	17								23.87	0.31	23.87	0.06		
Calculated Reading	01/08/2023	10:16 AM	5946	17	26420	17								23.56	0.31	23.81	0.06		
Jordan Davis	01/09/2023	10:16 AM	5964	18	26437	17	Standby_Auto	Running_On	Standby_Auto	74	50	12.5	1.41	23.25	0.31	23.75	0.06	87	88
Calculated Reading	01/10/2023	1:24 PM	5982	18	26456	19								23.08	0.17	23.66	0.09		
Calculated Reading	01/11/2023	1:24 PM	6001	19	26475	19								22.91	0.17	23.58	0.08		
Harry Bradford	01/12/2023	1:24 PM	6020	19	26494	19	Standby_Auto	Running_On	Standby_Auto	74	50	12.5	1.29	22.75	0.16	23.5	0.08		
Calculated Reading	01/13/2023	10:36 AM	6023	3	26526	32								22.5	0.25	23.3	0.2		
Calculated Reading	01/14/2023	10:36 AM	6027	4	26558	32								22.25	0.25	23.1	0.2		
Calculated Reading	01/15/2023	10:36 AM	6031	4	26590	32								22	0.25	22.9	0.2		
Calculated Reading	01/16/2023	10:36 AM	6035	4	26622	32								21.75	0.25	22.7	0.2		
Harry Bradford	01/17/2023	10:36 AM	6039	4	26655	33	Standby_Auto	Running_On	Standby_Auto	74	50	14	0.93	21.5	0.25	22.5	0.2		
Calculated Reading	01/18/2023	12:06 PM	6039	0	26686	31								21.33	0.17	22.41	0.09		
Calculated Reading	01/19/2023	12:06 PM	6039	0	26718	32								21.16	0.17	22.33	0.08		
Harry Bradford	01/20/2023	12:06 PM	6040	1	26750	32	Standby_Auto	Running_On	Standby_Auto	74	50	15	1.04	21	0.16	22.25	0.08		
Calculated Reading	01/21/2023	10:51 AM	6040	0	26780	30								20.75	0.25	22.08	0.17		
Calculated Reading	01/22/2023	10:51 AM	6040	0	26811	31								20.5	0.25	21.91	0.17		
Jordan Davis	01/23/2023	10:51 AM	6041	1	26842	31	Standby_Auto	Running_On	Standby_Auto	74	50	12.5	1.08	20.25	0.25	21.75	0.16		
Calculated Reading	01/24/2023	11:49 AM	6041	0	26875	33								20.06	0.19	21.56	0.19		
Calculated Reading	01/25/2023	11:49 AM	6041	0	26908	33								19.87	0.19	21.37	0.19		
Calculated Reading	01/26/2023	11:49 AM	6042	1	26941	33								19.68	0.19	21.18	0.19		
Harry Bradford	01/27/2023	11:49 AM	6043	1	26975	34	Standby_Auto	Running_On	Standby_Auto	74	50	15	1.06	19.5	0.18	21	0.18		
Calculated Reading	01/28/2023	11:54 AM	6043	0	27011	36								19.41	0.09	20.83	0.17		
Calculated Reading	01/29/2023	11:54 AM	6044	1	27047	36								19.33	0.08	20.66	0.17		
Harry Bradford	01/30/2023	11:54 AM	6045	1	27084	37	Standby_Auto	Running_On	Standby_Auto	74	50	15	1.03	19.25	0.08	20.5	0.16	87	88
Calculated Reading	01/31/2023	9:24 AM	6045	0	27116	32								19.06	0.19	20.31	0.19		
Max			6045.00	19.00	27116.00	37.00	0.00	0.00	0.00	75.00	50.00	15.00	1.41	25.40	0.32	24.45	0.20	87.00	88.00
Min			5832.00	0.00	26305.00	14.00	0.00	0.00	0.00	73.00	50.00	12.50	0.93	19.06	0.08	20.31	0.06	87.00	88.00
Avg			5994.06	7.42	26653.52	26.71	#DIV/0!	#DIV/0!	#DIV/0!	74.00	50.00	13.67	1.15	21.92	0.21	22.64	0.14	87.00	88.00
Sum			185816.00	230.00	826259.00	828.00	0.00	0.00	0.00	666.00	450.00	123.00	10.33	679.60	6.54	701.91	4.24	174.00	176.00
Count			31.00	31.00	31.00	31.00	0.00	0.00	0.00	9.00	9.00	9.00	9.00	31.00	31.00	31.00	31.00	2.00	2.00

Facility	Day	FlushTotalMinutes			
SPLEN DE 01 10733 CR 3795	09/11/2023	5			
SPLEN DE 07 228 CR 3795	09/11/2023	3			
SPLEN DE 06 Lot 31 CR 3794A	09/11/2023	3			
SPLEN DE 03 191 CR 3791	09/11/2023	3			
SPLEN DE 05 Lot 16 CR 3793	09/11/2023	6			
SPLEN DE 02 Lot 17 CR 379	09/11/2023	5			
SPLEN DE 04 518 CR 379	09/11/2023	6			
Max		6			
Min		3			
Avg		4			
Sum		31			
Count		7			

Facility	Day	FlushTotalMinutes			
SPLEN DE 01 10733 CR 3795	08/02/2023	5			
SPLEN DE 07 228 CR 3795	08/02/2023	3			
SPLEN DE 06 Lot 31 CR 3794A	08/02/2023	3			
SPLEN DE 03 191 CR 3791	08/02/2023	3			
SPLEN DE 05 Lot 16 CR 3793	08/02/2023	6			
SPLEN DE 04 518 CR 379	08/02/2023	6			
SPLEN DE 02 Lot 17 CR 379	08/02/2023	4			
Max		6			
Min		3			
Avg		4			
Sum		30			
Count		7			

Facility	Day	FlushTotalMinutes			
SPLEN DE 01 10733 CR 3795	07/06/2023	5			
SPLEN DE 07 228 CR 3795	07/06/2023	3			
SPLEN DE 06 Lot 31 CR 3794A	07/06/2023	3			
SPLEN DE 03 191 CR 3791	07/06/2023	2			
SPLEN DE 05 Lot 16 CR 3793	07/06/2023	6			
SPLEN DE 04 518 CR 379	07/06/2023	6			
SPLEN DE 02 Lot 17 CR 379	07/06/2023	5			
Max		6			
Min		2			
Avg		4			
Sum		30			
Count		7			

Facility	Day	FlushTotalMinutes			
SPLEN DE 01 10733 CR 3795	06/06/2023	5			
SPLEN DE 07 228 CR 3795	06/06/2023	3			
SPLEN DE 06 Lot 31 CR 3794A	06/06/2023	3			
SPLEN DE 03 191 CR 3791	06/06/2023	3			
SPLEN DE 05 Lot 16 CR 3793	06/06/2023	6			
SPLEN DE 04 518 CR 379	06/07/2023	6			
SPLEN DE 02 Lot 17 CR 379	06/07/2023	5			
Max		6			
Min		3			
Avg		4			
Sum		31			
Count		7			

Facility	Day	FlushTotalMinutes			
SPLEN DE 01 10733 CR 3795	05/03/2023	5			
SPLEN DE 07 228 CR 3795	05/03/2023	3			
SPLEN DE 06 Lot 31 CR 3794A	05/03/2023	3			
SPLEN DE 03 191 CR 3791	05/03/2023	3			
SPLEN DE 05 Lot 16 CR 3793	05/03/2023	6			
SPLEN DE 04 518 CR 379	05/03/2023	6			
SPLEN DE 02 Lot 17 CR 379	05/03/2023	5			
Max		6			
Min		3			
Avg		4			
Sum		31			
Count		7			

Facility	Day	FlushTotalMinutes			
SPLEN DE 01 10733 CR 3795	04/05/2023	5			
SPLEN DE 07 228 CR 3795	04/05/2023	2			
SPLEN DE 06 Lot 31 CR 3794A	04/05/2023	3			
SPLEN DE 03 191 CR 3791	04/05/2023	3			
SPLEN DE 05 Lot 16 CR 3793	04/05/2023	6			
SPLEN DE 04 518 CR 379	04/05/2023	6			
SPLEN DE 02 Lot 17 CR 379	04/06/2023	5			
Max		6			
Min		2			
Avg		4			
Sum		30			
Count		7			

Facility	Day	FlushTotalMinutes			
SPLEN DE 01 10733 CR 3795	03/02/2023	5			
SPLEN DE 07 228 CR 3795	03/02/2023	2			
SPLEN DE 06 Lot 31 CR 3794A	03/02/2023	3			
SPLEN DE 03 191 CR 3791	03/02/2023	3			
SPLEN DE 05 Lot 16 CR 3793	03/02/2023	10			
SPLEN DE 04 518 CR 379	03/02/2023	6			
SPLEN DE 02 Lot 17 CR 379	03/02/2023	5			
Max		10			
Min		2			
Avg		5			
Sum		34			
Count		7			

Facility	Day	FlushTotalMinutes			
SPLEN DE 01 10733 CR 3795	02/01/2023	5			
SPLEN DE 07 228 CR 3795	02/01/2023	2			
SPLEN DE 06 Lot 31 CR 3794A	02/01/2023	3			
SPLEN DE 03 191 CR 3791	02/01/2023	2			
SPLEN DE 05 Lot 16 CR 3793	02/01/2023	15			
SPLEN DE 04 518 CR 379	02/01/2023	6			
SPLEN DE 02 Lot 17 CR 379	02/01/2023	5			
SPLEN DE 05 Lot 16 CR 3793	02/14/2023	13			
Max		15			
Min		2			
Avg		6			
Sum		51			
Count		8			

Facility	Day	FlushTotalMinutes			
SPLEN DE 01 10733 CR 3795	01/05/2023	5			
SPLEN DE 07 228 CR 3795	01/05/2023	2			
SPLEN DE 06 Lot 31 CR 3794A	01/05/2023	3			
SPLEN DE 03 191 CR 3791	01/05/2023	3			
SPLEN DE 05 Lot 16 CR 3793	01/05/2023	15			
SPLEN DE 04 518 CR 379	01/05/2023	6			
SPLEN DE 02 Lot 17 CR 379	01/05/2023	8			
Max		15			
Min		2			
Avg		6			
Sum		42			
Count		7			

MONITORING PLAN FOR

T&W WATER SERVICE COMPANY

SPLENDORA WOODS

DATE OF MONITORING PLAN: OCTOBER 23, 2023

PWS ID# 1460153 - LIBERTY COUNTY, TEXAS
RESPONSIBLE OFFICIAL: DEANNA DEGEYTER, PRESIDENT
WATER SUPPLY CONTACT: DEANNA DEGEYTER, PRESIDENT
936-756-7400
P.O. BOX 2927
CONROE, TX 77305-2927

T&W WATER SERVICE COMPANY OWNS AND OPERATES ONE GROUNDWATER WELL IN SPLENDORA WOODS. THE WATER SYSTEM SERVES 537 PEOPLE WITH 179 CONNECTIONS.

A. RAW WATER SAMPLING

WE ARE REQUIRED TO COLLECT A RAW WATER SAMPLE FROM WELL #2.

B. IN-PLANT SAMPLING

A SAMPLE IS PULLED EVERY 2 – 4 WEEKS TO MEASURE THE PHOSPHATE LEVEL IN THE WATER. A LEVEL OF 1 – 2 PARTS PER MILLION IS MAINTAINED.

C. ENTRY POINT SAMPLING

ENTRY POINT	SAMPLE SITE	SOURCE	PLANT NAME
EP 001	SAMPLE TAP ON PRESSURE TANK	GULF COAST AQUIFER	WTP #1

1. DISINFECTANT ENTERING THE DISTRIBUTION SYSTEM

OUR SYSTEM USES FREE CHLORINE IN THE DISTRIBUTION SYSTEM.

A. FREQUENCY: GROUNDWATER SYSTEMS ARE NOT REQUIRED TO MONITOR DISINFECTANT AT THE ENTRY POINT.

Updated 10/23/2023

B. COMPLIANCE CALCULATIONS: THE SYSTEM IS IN COMPLIANCE IF THE FREE CHLORINE RESIDUAL ENTERING THE DISTRIBUTION SYSTEM IS OVER 0.2 MG/L.

2. ORGANIC CHEMICALS, INORGANIC CHEMICALS, AND RADIOCHEMICALS

A. FREQUENCY: THE TCEQ'S SAMPLING CONTRACTOR COLLECTS THESE SAMPLES. LETTERS INFORMING US OF CHANGES IN THE SAMPLING SCHEDULE ARE ATTACHED TO THE BACK OF THIS MONITORING PLAN.

B. LOCATION: THE CONTAMINANT CONCENTRATIONS FOR THE ENTRY POINT ARE MEASURED AT THE SAMPLE TAP ON THE STORAGE TANK.

C. METHOD: SAMPLES ARE SENT TO A CERTIFIED LAB (LCRA) BY THE TCEQ'S SAMPLING CONTRACTOR.

D. COMPLIANCE CALCULATIONS: IF THE CONCENTRATIONS OF CONTAMINANTS ARE LESS THAN THE REGULATORY MAXIMUM CONTAMINANT LEVELS, OUR SYSTEM IS IN COMPLIANCE. THE TCEQ WILL INFORM US OF VIOLATIONS. COPIES OF ANY LETTERS INFORMING US OF VIOLATIONS WILL BE ATTACHED IN THE BACK OF THIS MONITORING PLAN.

3. CHLORINE DIOXIDE

WE DON'T USE CHLORINE DIOXIDE.

4. CHLORITE

WE DON'T USE CHLORITE.

5. BROMATE

WE DON'T USE OZONE.

D. DISTRIBUTION SYSTEM SAMPLING

THE DISTRIBUTION SYSTEM CONSISTS OF 179 CONNECTIONS. THE SYSTEM HAS TWO WELLS. THE WATER IS DISINFECTED WITH FREE CHLORINE. ZINC ORTHOPHOSPHATE 206 IS ALSO ADDED TO CONTROL THE PH. WATER IS STORED IN THE 2 STORAGE TANKS, AND THEN PUMPED TO THE PRESSURE TANK, THEN TO THE CONNECTIONS IN THE DISTRIBUTION SYSTEM.

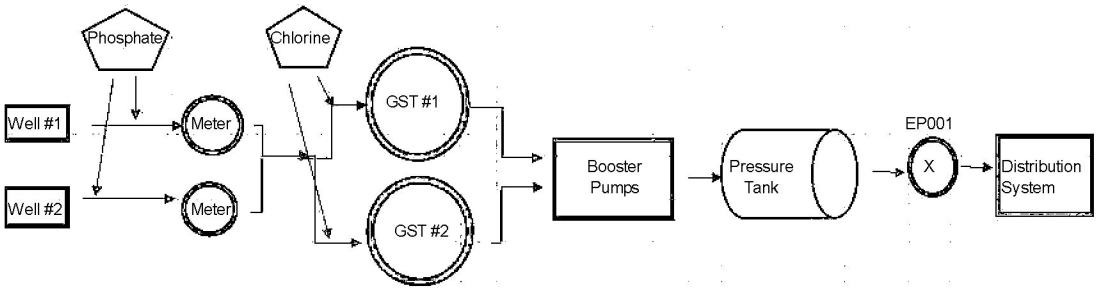

Updated 10/23/2023

1. Coliform Samples

A. Frequency: We collect one coliform sample during the first week of each month so we have time to do repeats if necessary. We rotate through the sample sites below

B. Location: The sample is taken from the outside tap on the following units:

1. 482 CR 3796A
2. 355 CR 3799
3. 154CR 3799
4. 26885 CR 379
5. 433 CR 3792

C. Method: Coliform samples are sent to a nearby lab:
Nova Biological Lab
Attn: Manager (936)756-5333
1775 N. Loop East, Suite #4
Conroe, Texas 77301

D. Compliance calculations: The system is in compliance if:
- No repeat samples are fecal or E. coli positive,
- No repeat following a fecal or E. coli positive routine sample is positive for total coliform,
- No more than one of the routine samples are total coliform positive and none of the repeats are fecal or E. coli positive.

2. Disinfectant Residual—Free Chlorine

A. Frequency: The disinfectant residual is measured at the same time as microbial samples. The disinfectant residual is also measured once every seven days, rotating through the sample sites.

B. Location: The disinfectant residual is measured at the same place the microbial sample is taken, plus four additional sites representing the whole distribution system. The other sites are the same outside taps on page 2 for the coliform sample sites.

C. Method: Chlorine is measured using a colorimeter/DPD; Hach Pocket colorimeter.

D. COMPLIANCE CALCULATIONS: THE SYSTEM IS IN COMPLIANCE WITH THE MINIMUM RESIDUAL REQUIREMENT IF THE FREE CHLORINE RESIDUAL THROUGHOUT THE DISTRIBUTION SYSTEM IS ALWAYS GREATER THAN 0.2 MG/L.
THE SYSTEM IS IN COMPLIANCE WITH THE MAXIMUM RESIDUAL DISINFECTANT LEVEL (MRDL) IF THE RUNNING ANNUAL AVERAGE OF ALL SAMPLES TAKEN IN THE DISTRIBUTION SYSTEM IN LESS THAN 4.0 MG/L.

3. DISINFECTION BYPRODUCTS (DBPS)—TTHM AND HAA5

A. FREQUENCY: THE TCEQ'S SAMPLING CONTRACTOR COLLECTS THESE SAMPLES. LETTERS INFORMING US OF CHANGES IN SAMPLING SCHEDULE ARE ATTACHED TO THE BACK OF THIS MONITORING PLAN.

B. LOCATION: THE SAMPLE IS COLLECTED FROM THE OUTSIDE TAP ON UNIT 15.

C. METHOD: SAMPLES ARE TAKEN TO A CERTIFIED LAB BY THE TCEQ'S SAMPLING CONTRACTOR.

D. COMPLIANCE CALCULATIONS: THE SYSTEM IS IN COMPLIANCE IF THE RUNNING ANNUAL AVERAGE OF ALL SAMPLES IS LESS THAN THE MAXIMUM CONTAMINANT LEVEL. THE TCEQ WILL NOTIFY US OF ANY VIOLATION.

4. LEAD-COPPER

A. FREQUENCY: T&W WATER SERVICE IS TAKING LEAD & COPPER SAMPLES EVERY 6 MONTHS FOR THIS SYSTEM

B. LOCATION: THE SAMPLE IS COLLECTED FROM THE KITCHEN FAUCET THE FIRST THING IN THE MORNING.
FOLLOWING UNITS:

1. 433 CR 3792
2. 168 CR 3795
3. 283 CR 3792
4. 190 CR 3797
5. 26885 CR 379
6. 57 CR 3797
7. 67 CR 3797
8. 498 CR 3796
9. 253 CR 3799
10. 10278 CR 379

C. METHOD: SAMPLES ARE TAKEN TO A CERTIFIED LAB BY T&W STAFF,
NORTH WATER DISTRICT LABORATORY SERVICES, INC.
8725 FAWN TRAIL
CONROE, TEXAS 77385

936-321-6060
TX204 Accreditation ID: T104704238

D. Compliance calculations: The system is in compliance if the action levels stay below 0.015 mg/L for lead and 1.3 mg/L for copper.. The TCEQ will notify us of any violation.

5. Asbestos

The TCEQ has assessed our system and determined that we have no asbestos concrete pipe.

6. Chlorine Dioxide

We don't use chlorine dioxide.

7. Chlorite

We don't use chlorine dioxide.

E. LAB APPROVAL FORM

A copy of our laboratory approval form is attached as an appendix to this monitoring plan.

SECTION THREE VOLUME 8, PAGE 187
SECTION FOUR VOLUME 8, PAGE 188

KEY MAP
194 - J, K, F

1" = 136'
246 lots
24,000'
approximately
20 have own wells

Splendora Woods

M.B. LAWRENCE SURVEY
ABSTRACT No. 306(L)
ABSTRACT No. 310(M)

Section 3 - 1-4
Section 4 - 1-38

20' UTILITY EASEMENT
50' BUILDING LINE
EXCLUDED TRACTS

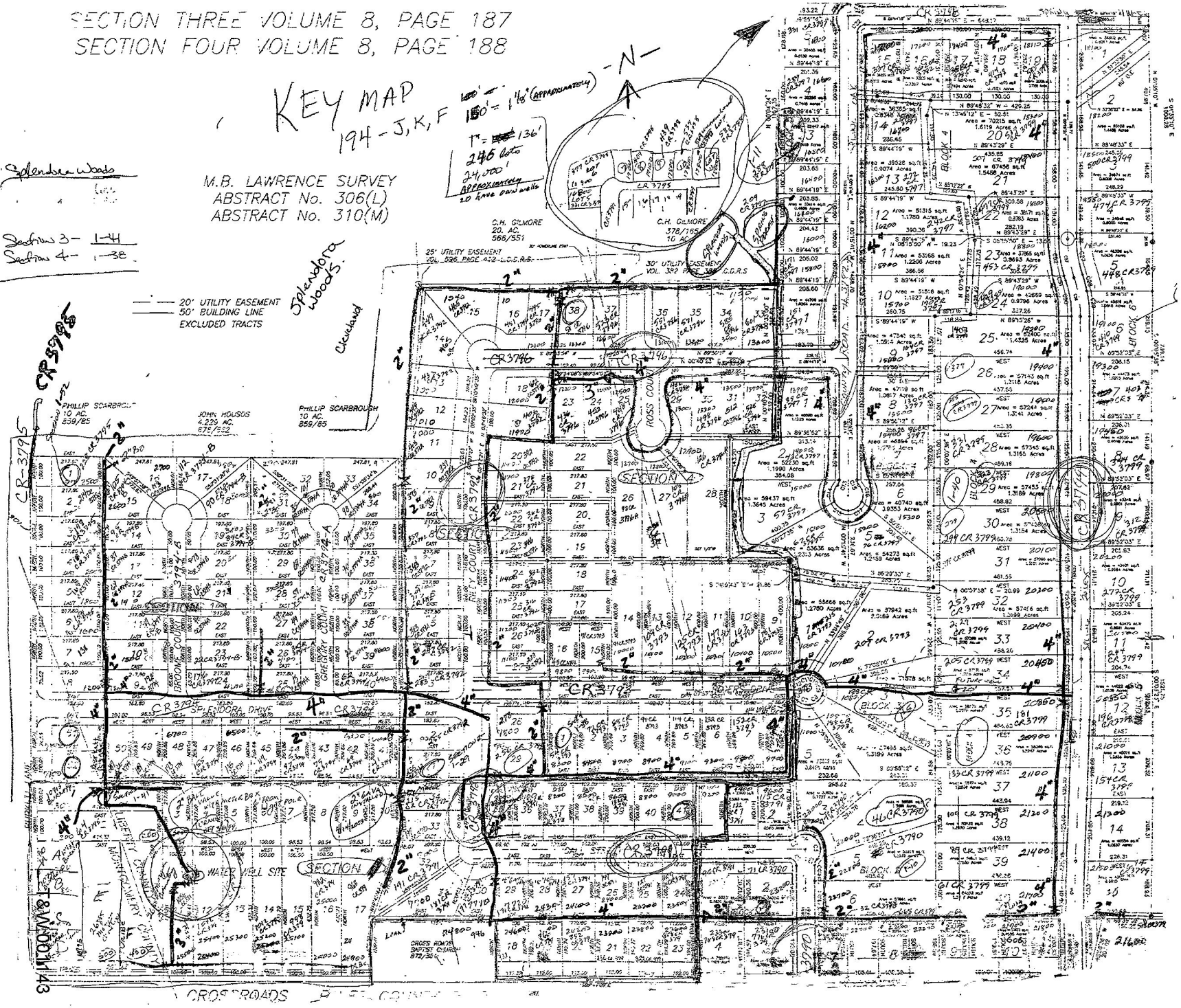

T&W 00011143

BLUE TOPAZ UTILITIES

Work Order No: 000000035832 **Category :** Repair and Maintenance

Information Assigned by Office

Name:	HARON JALIAWALA STOP 'N	Phone:	832 - 275-9080
Location No.:	10805FOSTORIAR	Issue Date & Time:	10/25/23 10:58 am
Customer No.:	11883	Scheduled Date & Time:	10/25/23 10:46 am
Address:	10805 FOSTORIA ROAD	Requested By:	
	CLEVELAND, Texas 77328	Assigned To:	Karla Langreder
Route:	SPLEN	Assigned By:	Kyle Langreder

Service Order Information

Comments :

customer called to say that he contacted Harold Seale about a backflow inspection. he has one scheduled for 10/30-10/31 for 10805 Fostoria Road.

Task Information From the Field

Note:

Service Order Code : RNM Description : RNM - REPAIR & MAINT

Meter No. : 222119309 Meter Reading : _____ Transmitter No 3756782

Meter Size : 5/8 METER Meter Location:

Previous Meter Reading : 206.00 Previous Meter Read Date : 10/23/2023

Meter No. : 3756782 Meter Reading : _____ Transmitter No 3756782

Meter Size : Meter Location:

Service Order Completion Information

Work Completed By: _____ **Completion Date** : _____

Completion Time : 00:00:00

Notes :

TCEQ RECORDS REQUIRED TO BE AVAILABLE AT THE TIME OF A PUBLIC WATER SYSTEM INVESTIGATION

This document is designed as a general guidance for Public Water Systems of all types of sizes. Some records may or may not be applicable for your specific system.

A. Groundwater Systems

1. General Information (Responsible Official, Physical Location and Mailing Address)
2. Connections and Population - 290.38(15)
   - Number of retail meters
   - Number of master meters (apartments & mobile homes)
   - Number of equivalent living units (individual apartment units & mobile homes)
   - Population served
3. Pressure Planes (if >1, determine the total number of connections & meters for each plane)–290.45(a)(1)
4. Purchase water contact(s)/letter/memorandum of understanding (must specify maximum purchase rate) – 290.45(f)(1-7)
5. Wholesale contract(s) /letter/memorandum of understanding (must specify maximum purchase rate) – 290.45(e)(1-2)
6. List of Certified Operators (including Water Operators, Backflow Prevention Assembly Testers, Customer Service Inspectors, Plumbing Inspectors or Water Supply Protection Specialist endorsement, if appropriate) – 290.46(e), 290.46(p)(2), and form located in 290.47(g)
7. Monthly Reports of Water Works Operation, including: - 290.46(f)(3)(E)(i)
   - Records of amount of water utilize usage for past 12 months – 290.46(f)(3)(A)(ii)
   - Maximum day water usage for past 12 months (date and amount)
8. Amount and type of chemicals used – 290.46(f)(3)(A)(i)
9. Flushing Log – 290.46(l) and 290.46(f)(3)(A)(iv)
10. Distribution system map – 290.46(n)(2)
11. Equipment capacities – 290.45(b-f)
    - Well pumps
    - Service/filter/transfer pumps
    - Ground storage
    - Elevated storage and height of tank overflow
    - Pressure tanks
12. Verification of adopted Plumbing Code, Ordinance or Service Agreement (with enforceable provisions for cross connections or unacceptable plumbing practices) – 290.46(i)
13. "Customer Service Inspection" forms (if new connections were added since the last inspection or if other conditions which required CSIs occurred) – 290.46(f)(3)(E)(iv) and 290.46(j)
14. "Backflow Prevention Assembly Test and Maintenance Report" forms (if potential hazards exist, i.e. connections to wastewater treatment plant, cattle troughs, irrigation using fertilizers, rainwater harvesting, etc.) – 290.44 (h) and 290.44(h)(1)(B)(ii)
15. Documentation of TCEQ Plan Review approval for new wells, treatment facilities, and storage tanks (if any major new system components were added since last inspection) 290.39(h, i and j)
16. Chlorine residual monitoring records and Disinfectant Level Quarterly Operating Reports 290.46(f)(3)(B)(iii) and 290.110(e)(4)
17. Exception(s) /Alternative capacity requirement(s) (including any records required for exception(s)) – 290.39(l) and 290.45(g)
18. Emergency Power/Alternate Source (for generator(s) provide maintenance records)– 290.45(b)(1)(D)(v), 290.45(b)(2)(H) or 290.45(e)(3)
19. Emergency Preparedness Plan - 290.39(o)
20. Implementation of EPP - 290.45(h)(1)(A-H)

Attachment 8

PRESSURE (HYDROPNEUMATIC) TANK

Inspection Form

"Section 290.46(m)(i) of the Texas Commission on Environmental Quality's Rules and Regulations for Public Water Systems *Each of the system's ground, elevated and pressure tanks shall be inspected annually by water system personnel or a contracted inspection service."*

Please use only ONE inspection form per tank.

Location:	**Splendora Woods – Hydro Tank #1 – PWS 1460153**
Description:	**5,000 gal Hydro Tank**
Date & Material of Exterior Coating System:	**10/15/2010 – Epoxy Coating**
Date & Material of Interior Coating System:	**10/15/2010 – NSF61 Approved Coating**

Exterior of Tank

O.K.	Problem	N/A	Description
✓			**Foundation:** settling, cracks, deterioration
✓			**Protective Coating:** rust, pitting, corrosion, leaks
✓			**Water Level Indicator:** operable, cable access opening protected
✓			**Inspection Port:** proper design, locked, hinge bolts secured, gasket
✓			**Leaks:** valves, pipes, and fittings
✓			**Pressure Release Devise:** operable
✓			**Pressure Gauge:** operable, easily readable
✓			**Air-Water Volume Device:** operable, filters

Interior of Tank

O.K.	Problem	N/A	Description
		✓	**Water Quality:** insects, floating debris, sediment on bottom
		✓	**Protective Coating:** rust, corrosion, scaling
Date: **10/31/2020**			**Last Inspection of Pressure Tank Interior**

Comments

Name of Inspector:	Harry Bradford
Date of Inspection:	1-30-23

Potable Water Storage Tank Inspection Log

Section 290.46(f)(3)(D)(ii) of the Texas Commission on Environmental Quality's Rules and Regulations for Public Water Systems requires documentation of annual ground, elevated, and pressure storage tank maintenance inspections. [See also 290.46(m)(l) and 290.46(m)(2)]

Location:	Splendora Woods –GST#1– PWS 1460153
Description:	16,780 Fiberglass Tank
Date & Material of Exterior Coating System:	2/4/1999 – NSF Approved Coating
Date & Material of Interior Coating System:	2/4/1999 – NSF Approved Coating

Exterior of Tank

O.K.	Problem	N/A	Description
	✓		**Foundation:** settling, cracks, deterioration
✓			**Protective Coating:** rust, pitting, corrosion, leaks
✓			**Water Level Indicator:** operable, cable access opening protected
✓			**Overflow Pipe:** flap valve cover accessible, operable, sealed
✓			**Access Ladder:** loose bolts or rungs
✓			**Roof:** low spots for ponding water, holes along seams, rust
✓			**Air Vents:** proper design, screened, sealed edges and seams
		✓	**Cathodic Protection Anode Plates:** secured and sealed
✓			**Roof Hatch:** proper design, locked, hinge bolts secured, gasket
		✓	**Pressure Tank Operational Status:** pressure release device, pressure gauge, air-water volume device

Interior of Tank

O.K.	Problem	N/A	Description
✓		✓	**Water Quality:** insects, floating debris, sediment on bottom
✓		✓	**Protective Coating:** rust, corrosion, scaling
Date: **10/31/2020**			**Last Inspection of Pressure Tank Interior**

Comments

Name of Inspector:	Harry Bradford
Date of Inspection:	1-30-23

Potable Water Storage Tank Inspection Log

Section 290.46(f)(3)(D)(ii) of the Texas Commission on Environmental Quality's Rules and Regulations for Public Water Systems requires documentation of annual ground, elevated, and pressure storage tank maintenance inspections. [See also 290.46(m)(l) and 290.46(m)(2)]

Location:	Splendora Woods –GST#2– PWS 1460153
Description:	16,780 Fiberglass Tank
Date & Material of Exterior Coating System:	10/1/1999 – NSF Approved Coating
Date & Material of Interior Coating System:	10/1/1999 – NSF Approved Coating

Exterior of Tank

O.K.	Problem	N/A	Description
✓			**Foundation:** settling, cracks, deterioration
	✓		**Protective Coating:** rust, pitting, corrosion, leaks
✓			**Water Level Indicator:** operable, cable access opening protected
✓			**Overflow Pipe:** flap valve cover accessible, operable, sealed
✓			**Access Ladder:** loose bolts or rungs
✓			**Roof:** low spots for ponding water, holes along seams, rust
✓			**Air Vents:** proper design, screened, sealed edges and seams
		✓	**Cathodic Protection Anode Plates:** secured and sealed
✓			**Roof Hatch:** proper design, locked, hinge bolts secured, gasket
		✓	**Pressure Tank Operational Status:** pressure release device, pressure gauge, air-water volume device

Interior of Tank

O.K.	Problem	N/A	Description
✓		✓	**Water Quality:** insects, floating debris, sediment on bottom
✓		✓	**Protective Coating:** rust, corrosion, scaling
Date: 10/31/2020			**Last Inspection of Pressure Tank Interior**

Comments

Spots of ~~pen~~ coating peeling. Near roof wearing off coating on one spot.

Name of Inspector:	[signature]
Date of Inspection:	1.30.23

Potable Water Storage Tank Inspection Log

Section 290.46(f)(3)(D)(ii) of the Texas Commission on Environmental Quality's Rules and Regulations for Public Water Systems requires documentation of annual ground, elevated, and pressure storage tank maintenance inspections. [See also 290.46(m)(l) and 290.46(m)(2)]

Location:	**Splendora Woods –GST#3– PWS 1460153**
Description:	**16,780 Fiberglass Tank**
Date & Material of Exterior Coating System:	**4/24/2020 – NSF Approved Coating**
Date & Material of Interior Coating System:	**4/24/2020 – NSF Approved Coating**

Exterior of Tank

O.K.	Problem	N/A	Description
✓			**Foundation:** settling, cracks, deterioration
✓			**Protective Coating:** rust, pitting, corrosion, leaks
✓			**Water Level Indicator:** operable, cable access opening protected
✓			**Overflow Pipe:** flap valve cover accessible, operable, sealed
✓			**Access Ladder:** loose bolts or rungs
✓			**Roof:** low spots for ponding water, holes along seams, rust
✓			**Air Vents:** proper design, screened, sealed edges and seams
		✓	**Cathodic Protection Anode Plates:** secured and sealed
✓			**Roof Hatch:** proper design, locked, hinge bolts secured, gasket
		✓	**Pressure Tank Operational Status:** pressure release device, pressure gauge, air-water volume device

Interior of Tank

O.K.	Problem	N/A	Description
✓		✓	**Water Quality:** insects, floating debris, sediment on bottom
✓		✓	**Protective Coating:** rust, corrosion, scaling
Date: **10/31/2020**			**Last Inspection of Pressure Tank Interior**

Comments

Name of Inspector:	Harry Bradford
Date of Inspection:	1-30-23

ĀÀ !" #$%&'" #(À(#(!)

Work Order No: 555555567589 **Category :** *+,-./"-01"2-.03+0-04+

Information Assigned by Office

?->+A ĀÀ !" #$%&'" #(À(#(!)" %B=0+A H67"I"8J7I8K55
À=4-3.=0"?=@A M#%CI)%À!?D$*& M (<<;+"D-3+"N#.>+A C9U7U96""""LA57"->
:;<3=>+/"?=@A C97LL)4B+1;O+1"D-3+"N#.>+A C9U7U96""""JAJJ"->
&11/+<<A C":*$))*$&D) *+P;+<3+1"ĀQA
:À!E!À&?DF"# +G-<'88698 &<<.R0+1#=A "S+T.0"2-O=0+QFQ#O+/")4B0+.1+/
*=;3+A)%À!? &<<.R0+1"ĀQA SQO+"À-0R/+1+/

Service Order Information

Comments :

%+/#:!V".0<,+43.=0"=0 C5U95F">.O1+W"=0",/+<<;/+"3-0X<"-01"<R=+/"3-0X<">;<3"Y+"4O+-0+1@"*;<3+1"O-11+/<"-01"
Y=O3<">;<3"Y+"/+,O-4+Z1-@"X+3<"=0"Z)#"C">;<3"Y+"-33+01+1"3=@

Task Information From the Field

Note:

)+/T.4+"$/1+/":=1+"A *?2 D+<4/.,3.=0"A*?2"I"*!% &(*"N"2&(?#

2+3+/"?=@""A CCCJ76CH 2+3+/"*+-1.0R""""A _____ #/-0<>.33+/"?=A" _____
2+3+/").[+ A 9"2!#!* 2+3+/"Ä=4-3.=0A"
%/+T.=;<"2+3+/"*+-1.0R""""A "C5FJ88@55 %/+T.=;<"2+3+/"*+-1"D-3+"" A CCU95U9596

Service Order Completion Information

Work Completed By: _____ **Completion Date** : _____

Completion Time : 55A55A55

Notes :

TEXAS COMMISSION ON ENVIRONMENTAL QUALITY

Protecting Texas by Reducing and Preventing Pollution

January 29, 2024

Ms. Deanna Degeyter
General Manager
T & W Water Service Company
Post Office Box 2927
Conroe, Texas 77305-2927

Re: General Compliance Letter for Complaint Investigation at:
Encino Estates, 467 County Road 662, Dayton, Liberty County, Texas
Regulated Entity No.: 109717082, TCEQ ID No.: 1460187, Investigation No.: 1949767

Dear Ms. Degeyter:

On December 21, 2023, Ms. Jaycee Tack and Ms. Katherine Burke of the Texas Commission on Environmental Quality (TCEQ) Houston Region Office conducted an investigation of the above-referenced facility to evaluate compliance with applicable requirements for public water supply. No violations are being alleged as a result of the investigation. This investigation was the result of a complaint. For information regarding our complaint policies and procedures, please refer to the following website: https://www.tceq.texas.gov/compliance/complaints.

The TCEQ appreciates your assistance in this matter and your compliance efforts to ensure protection of the State's environment. If you or members of your staff have any questions regarding these matters, please feel free to contact Ms. Jaycee Tack in the Houston Region Office at (713) 767-3631.

Sincerely,

Jonathan Bennett
Water Section Team Leader
Houston Region 12 Office

JB/JT/es

cc: Ms. Kevin Maloney, Operations Supervisor, Blue Topaz Utilities
Via email

Texas Commission on Environmental Quality
Investigation Report

The TCEQ is committed to accessibility. If you need assistance in accessing this document, please contact oce@tceq.texa

Customer: T & W Water Service Company
Customer Number: CN601363005
Regulated Entity Name: ENCINO ESTATES
Regulated Entity Number: RN109717082

Investigation # 1949767

Investigator:JAYCEE TACK

Conducted: 12/21/2023 -- 12/21/2023

Program: PUBLIC WATER SYSTEM/SUPPLY

Incident Numbers
Incident 414,473

Site Classification GW 51-250 CONNECTION

No Industry Code Assigned

Investigation Type : Compliance Investigation

Location : NORTHWEST OF THE INTERSECTION OF FM 1008 AND TRINITY HILLS DRIVE, DAYTON, TEXAS

Additional ID 1460187

Address: ; City , State Zip

Local Unit : REGION 12 - HOUSTON

Activity Type: PWSRECON - PWS Recon- Reconnaissance investigation for surface water and groundwater facilities.

Activity Type: PWSCMPL - PWS Complaint

Principal(s):

Role RESPONDENT

Name T & W WATER SERVICE COMPANY

Contact(s):

Role	PARTICIPATED IN	**Name**	MR KEVIN MALONEY
Title	OPERATIONS SUPERVISOR		

Phone Number for Phone is (936) 756-7400
End of record for this contac

Role	REGULATED ENTITY MAIL CONTACT	**Name**	MS DEANNA DEGEYTER
Title	GENERAL MANAGER		

Phone Number for Phone is (281) 455-5676
Phone Number for Fax is (866) 422-8519
Phone Number for Office is (936) 756-7400
End of record for this contac

Role	NOTIFIED	**Name**	MS KARLA LANGREDER
Title	OFFICE MANAGER		

Phone Number for Phone is (936) 756-7400
Phone Number for Phone is (409) 770-4296
End of record for this contac

Role	REGULATED ENTITY CONTACT	**Name**	MS KARLA LANGREDER
Title	OFFICE MANAGER		

Phone Number for Phone is (409) 770-4296
Phone Number for Phone is (936) 756-7400
End of record for this contac

Other Staff Member(s):

Role	Investigator	**Name**	KATHERINE BURKE
Role	QA Reviewer	**Name**	AHMED AL-AESA
Role	Supervisor	**Name**	JONATHAN BENNETT

Associated Check List

Checklist Name PWS COMPLAINT INVESTIGATION
Unit Name Complaint
Checklist Name WATER EQUIPMENT
Unit Name Equipment

Investigation Comments:

INTRODUCTION
The Texas Commission on Environmental Quality (TCEQ) Houston Regional Office received a complaint on December 14, 2023, alleging brown water, poor water quality, and sediment (Incident Number (No.) 414473) regarding Encino Estates, Public Water Supply (PWS) ID 1460187. In response to the allegation, TCEQ Environmental Investigators Ms. Jaycee Tack and Ms. Katherine Burke conducted an on-site Complaint Investigation on December 21, 2023. To gain access to the distribution system, advanced notice was provided to Ms. Karla Langreder, Office Manager with Blue Topaz Utilities, on December 20, 2023, via telephone and email (Attachment 1). The investigation was conducted with Mr. Kevin Maloney, Operations Supervisor with Blue Topaz Utilities. The complaint allegation was discussed at the time of the onsite investigation with Mr. Maloney.

The exit interview was conducted at the end of the investigation, but no Exit Interview Form (EIF) was provided because no alleged violations were cited as a result of this investigation.
A general compliance letter was sent to the water system, and a letter with a copy of the investigation report was sent to the complainant.

BACKGROUND
The most recent TCEQ Comprehensive Compliance Investigation (CCI, Investigation No. 1706865) was conducted at Encino Estates on April 1, 2021. No alleged violations were issued as a result of this investigation.

The TCEQ Houston Region office has received one complaint against Encino Estates in the five years preceding this investigation. One complaint investigation was conducted in response to the complaint allegations of nasty and brown water. No violations were issued as a result of this investigation. See Investigation No. 1706865 for more information.

GENERAL FACILITY AND PROCESS INFORMATION

Encino Estates is a community PWS owned by T & W Water Service Company. The PWS is operated by Blue Topaz Utilities and provides groundwater to approximately 243 connections with an estimated population of 729. Per 30 TAC §290.38(16), a connection is defined as a single-family residential unit or each commercial or industrial establishment to which drinking water is supplied from the system. The system treats with hypochlorination for disinfection purposes and polyphosphate for corrosion limiting. This data was obtained from the Drinking Water Watch (DWW) database. DWW is a searchable database of analytical results and compliance data for public water systems which is available to the general public. See Investigation No. 1706865 and Drinking Water Watch (DWW) for system and treatment details.

ADDITIONAL INFORMATION

On December 21, 2023, Ms. Langreder sent records of customer complaint logs, well usage, chemical usage, chlorine residuals, distribution map, and flushing logs for the last three months (Attachment 2). The records provided were compliant with TCEQ regulations. The entity also provided bacteriological results for the past year.

The TCEQ has regulatory authority for PWS's as prescribed in Title 30 of the Texas Administrative Code (TAC) Chapter 290. The TCEQ is required to ensure that PWS's supply safe drinking water in adequate quantities as prescribed by the Texas Health and Safety Code (THSC), Chapter 341, Subchapter C, and 30 TAC §290.39(a). As needed, the TCEQ collects samples within PWS distribution systems. Per 30 TAC §290.38(22), a distribution system is defined as a system of pipes that conveys potable water from a treatment plant to the consumers. Once the drinking water passes through a consumer's meter, it is no longer conveyed through the distribution system and not subject to the TCEQ's regulatory authority.

On December 18, 2023, Investigator Tack attempted to contact the complainant via phone call but was unsuccessful. A voice message was left for the complainant at the time of the call. The complainant did not contact the investigator.

Investigator Tack checked for potential corrosivity using the Corrosivity Grader, together with the chemical analysis information for five parameters provided on the DWW website for Encino Estates, and Field Sample results for pH and temperature. The Corrosivity Grader was developed to serve as an aid to predict the potential for corrosivity; positive corrosivity results only confirm there is potential for corrosion to occur. The Corrosivity Grader uses a combination of models used for predicting the potential of corrosivity and identify PWSs that may have corrosive water. In order to identify potential corrosivity, the model utilizes six different indices, namely: pH, Langelier Index (LSI), Ryzner Index (RSI), Aggressiveness Index (AI), Calcium Carbonate ($CaCO_3$) Precipitation Potential (CCPP), and Chloride to Sulfate Mass Ratio (CSMR). The grading criteria for each indices and combined Point Summary is in the Grading Criteria Table on the Corrosivity Grader indicating if the water is non-corrosive (0-1), slightly corrosive (2-3), or corrosive (4-6). Based on the information provided by the model for the entry point the water system has a grade of 0, indicating that Encino Estates has non-corrosive water (Attachment 3).

Before the on-site visit on December 21, 2023, Investigator Tack reviewed the most recent iron, manganese, and total dissolved solids (TDS) chemical analysis results for Regulated Entity's source water and distribution system on DWW. According to 30 TAC §290.118(c)(1), secondary constituents shall be sampled every three years at the entry point of the distribution system.

Results for manganese, obtained from a sample collected on September 12, 2023, at Entry Point 1, indicate a concentration of 0.0443 (milligrams per liter) mg/L, which is below the SMCL of 0.05 mg/L. Results for iron, obtained from a sample collected on September 12, 2023, at Entry Point 1, indicate a concentration of 0.0305 mg/L, which is below the SMCL of 0.3 mg/L. Results for TDS, obtained from a sample collected on September 12, 2023, at Entry Point 1, indicated a concentration of 243, which is below the SMCL of 1000 mg/L. It was noted that the water system was in compliance with all Secondary Drinking Water Standards at the time of the investigation.

At the time of the field investigation, Chlorine, color, and pressure were monitored at a flush valve at the

corner of Spanish Drive and Country Road 6607 (Attachment 4). The location had a 1.16 milligrams per liter (mg/L) free chlorine concentration measured with a HACH DR 900 (Attachment 4, Photograph 4). The chlorine reading was compliant with TCEQ regulations. The pressure could not be taken at the flush valve, so the pressure was taken from the pressure tank at the entry point and is for informational purposes only. A free chlorine residual was collected at the entry point and results indicated a 1.18 mg/L concentration and a pressure of 72 pounds per square inch (psi), both of these readings are for informational purposes only (Attachment 4, Photograph 1 and Photograph 3). The residual disinfectant concentration is required to be greater than or equal to 0.2 free chlorine mg/L per 30 TAC §290.110(b)(4) and the pressure is required to be greater than or equal to 35 psi per 30 TAC §290.46(r) within the distribution system.

Investigator Burke displayed the water in a 1 Liter cubetainer in front of a white background to demonstrate the color of the water, which does not appear to be discolored (Attachment 4, Photograph 2 and 5). A HACH Color Test Kit Model CO-1 was used to determine the color of the water, and it was noted that the water was approximately between 10 to 15 color units (CU) (Attachment 4, Photograph 6). The color of the water is compliant with TCEQ regulations.

Based on the information gathered, no alleged violations are being cited as a result of this investigation.

No Violations Associated to this Investigation

Citations include TAC or T. A. C. which stands for Texas Administrative Code

No or N. O. stands for Number and Pg or P. G. stands for page.
Req or R. E. Q. stands for requirements

Signature lines for Environmental Investigator and supervisor with dates

Signed _____ **Date** 01/29/2024
Environmental Investigator

Signed _____ **Date** 01/29/2024
Supervisor

Checklist for different types of attachments

Attachments: (in order of final report submittal)

____Enforcement Action Request (EAR)

____Letter to Facility (specify type) : _____

Investigation Repor

____Sample Analysis Results

____Manifests

____Notice of Registration

____Maps, Plans, Sketches

____Photographs

____Correspondence from the facility

____Other (specify) :

_____

_____

List of Attached files
Merged Attachments.pdf

Texas Commission on Environmental Quality
Investigation Report
Encino Estates
RN: 109717082, PWS ID: 1460187
Investigation No.: 1949767
Comprehensive Compliance Investigation
Conducted on December 21, 2023

LIST OF ATTACHMENTS

Attachment 1

From: Jaycee Tack
To: Karla Langreder
Subject: RE: [Ext] TCEQ: Complaint Investigation
Date: Wednesday, December 20, 2023 9:33:00 AM
Attachments: image001.png
image002.png

Awesome, thank you! I did just read an error in my email, the investigation is for December 21, 2023, I apologize.

Have a good day,

Jaycee Tack

From: Karla Langreder [redacted]
Sent: Wednesday, December 20, 2023 9:31 AM
To: Jaycee Tack <Jaycee.Tack@tceq.texas.gov>
Cc: Kyle Langreder [redacted]; Deanna Degeyter [redacted]; Kevin Maloney [redacted]
Subject: RE: [Ext] TCEQ: Complaint Investigation

Hello Ms. Tack,

We will work on getting you the requested documents.

Kindest Regards,

Karla Langreder

Blue Topaz UTILITIES

Office Manager
409-770-4296 cell
936-756-7400 office
12284 FM 3083
Conroe, TX 77301
www.bluetopazutilities.com

From: Jaycee Tack <Jaycee.Tack@tceq.texas.gov>
Sent: Wednesday, December 20, 2023 9:27 AM
To: Karla Langrede [redacted]
Subject: [Ext] TCEQ: Complaint Investigation

Good morning,

As per our phone conversation, I will be conducting an onsite compliance investigation tomorrow, December 20, 2023, at 10:30AM, on behalf of a complaint we have received. I would like to meet at the first sampling point located at 467 Road 662, Dayton, TX 77535.
Along with meeting at the first sampling point, I would like to go over records as well. Below is a list of the records needed or you can email me the documentation ahead for me to review.

- the previous 3 months of flushing records, residual logs, and complaint logs
- work orders invoices/maintenance logs for any repairs that may have been conducted in the last month
- a complete distribution map
- bacteriological samples from the past year

Please let me know if you have any questions!

Best Regards,

Jaycee Tack
Environmental Investigator
Texas Commission on Environmental Quality
5425 Polk Street, Suite H, Houston, TX 77023
Phone: 713-767-3631
Jaycee.tack@tceq.texas.gov

Attachment 2

From:	Karla Langreder
To:	Jaycee Tack
Cc:	Kyle Langreder; Kevin Maloney
Subject:	RE: [Ext] TCEQ: Complaint Investigation
Date:	Thursday, December 21, 2023 8:03:38 AM
Attachments:	image001.png image002.png April 2023.pdf August 2023.pdf December 2022.pdf February 2023.pdf January 2023.pdf July 2023.pdf June 2023.pdf March 2023.pdf May 2023.pdf November 2023.pdf October 2023.pdf September 2023.pdf Encino Estates Sec 4 mains marked.pdf Encino Estates Section 6.pdf Encino Estates Sections 1, 2 & 3.pdf Flushing Logs 9-23 - 11-23.xlsx Well Logs 9-23 - 11-23.xlsx Residual Logs 9-23 - 11-23.xlsx Work Orders.pdf

---

Please find attached the requested documents for PWS 1460187 Encino Estates.
We will have Kevin Maloney, Operations Supervisor WG0016921 meet with you at 467 Road 662, for the Complaint Investigation.
His cell number is 832-515-8952.

Kindest Regards,

Karla Langreder

Blue Topaz Utilities

Office Manager
409-770-4296 cell
936-756-7400 office
12284 FM 3083
Conroe, TX 77301
www.bluetopazutilities.com

TCEQ Microbial Reporting Form

08/2017

Water System Identification & Sample Collection Information (Please type or use block print)

Public Water System ID: (Must be 7 digits, include all zeros) TX 1460187

Public Water System Name: ENCINO ESTATES

County: LIBERTY

Report Results To:

Name: T & W WATER SERVICE COMPANY

Address: PO BOX 2927

City: CONROE

State: TEXAS Zip Code: 77305-2927

Phone #: 936-756-7400 Other Contact: 866-422-8519

Sampler Name (Print): JORDAN W. DAVIS

Signature:

Operator License #: WG0012850

☐ Owner ☒ Operator Other:

Falsification of this form or tampering with water samples is a crime punishable under state and/or federal law. (Texas Penal Code, Title 8, Chapter 37.10) By signing this form, the sampler acknowledges that samples were collected according to the systems established sample collection procedures, and that all information is accurate.

North Water District Laboratory Services, Inc. (NWDLS)
130 S. Trade Center Pkwy., Conroe, TX 77385
936-321-6060 lab@nwdls.com

22L1074

T10

Test Results must meet all accreditation / certification requirements unless stated otherwise.

SHADED AREA FOR LABORATORY USE ONLY

Sample Iced? ☑ Yes ☐ No

Temperature: 4.9 °C

Corrected Temp: 4.9

Relinquished By (Sampler): Date / Time: 12-1-22/1605

Received By (Courier, if applicable): Date / Time:

Relinquished By (Courier): Date/ Time:

Received By (Lab): SM Date / Time: 12/1/22 1605

Lab Comments: 210556882

Tested By: ARC

Incubation Date & Time: Begin Date: 12/1/22 Time: 1702 | End Date: 12/2/22 Time: 1121

Laboratory Approval: 12/2/22 Date: Time: 1206

Report to Client By: 12/2/22 Date: Time: 1206

Lab Results

Test Method: SM 9223 - Colilert

Sample Identification/Location Use Specific Address / Location identified in Sample Siting Plan Raw Wells - Use Source ID for Well Sampled (Example: G1234567A)	Sample Type: (√ one) Routine (Distribution)	Repeat	Raw Well	Special *	Construction *	Collected Date Month	Day	Year	Time Please circle AM or PM		Replacement	Sample ID & Date of Originating Sample (All Repeat, Replacement, & Triggered Raw Samples)	Chlorine Residual Circle "F" for Free, "T" for Total. (mg/L)		Rejection Code (if applicable) - Please Resubmit	Chlorine √ Absent	Chlorine √ Present	Total Coliform Absent	Total Coliform Present	E. Coli Absent	E. Coli Present	Laboratory Sample ID Number
145 Road 660	√					12	1	22	11:50	[✓ am] pm	☐		1.11	[✓ F] T		☑	☐	☑	☐	☑	☐	221074-01
242 Road 6696	√					12	1	22	12:36	am [✓ pm]	☐		1.23	[✓ F] T		☑	☐	☑	☐	☑	☐	221074-02
G1460376			√			12	1	22	12:45	am [✓ pm]	☐		0.0	[✓ F] T		☑	☐	☑	☐	☑	☐	22L1074-03
										am pm	☐			F T		☐	☐	☐	☐	☐	☐	
										am pm	☐			F T		☐	☐	☐	☐	☐	☐	
										am pm	☐			F T		☐	☐	☐	☐	☐	☐	
										am pm	☐			F T		☐	☐	☐	☐	☐	☐	
										am pm	☐			F T		☐	☐	☐	☐	☐	☐	
										am pm	☐			F T		☐	☐	☐	☐	☐	☐	
										am pm	☐			F T		☐	☐	☐	☐	☐	☐	

Form instructions: www.tceq.texas.gov/drinkingwater/microbial/revised-total-coliform-rule

* *Special and Contruction samples are NOT FOR COMPLIANCE*

Lab Rejected Code (LR) - Document Reason:

TCEQ Microbial Reporting Form

TCEQ Form 10525
08/2017

North Water District Laboratory Services, Inc. (NWDLS)
130 S. Trade Center Pkwy., Conroe, TX 77385
936-321-6060 lab@nwdls.com

S
23A1733

Test Results must meet all accreditation / certification requirements unless stated otherwise.
T104704238 -

Water System Identification & Sample Collection Information (Please type or use block print)

Public Water System ID: (Must be 7 digits, include all zeros) TX 1460187

Public Water System Name: Encino Estates

County: Liberty

Report Results To:
Name: T&W Water Services
Address: P.O. Box 2927
City: Conroe
State: TX Zip Code: 77301
Phone #: 936-756-7400 Other Contact:

Sampler Name (Print): [illegible] Davis
Signature:

Operator License #: WG0012850 ☐ Owner ☑ Operator Other:

Falsification of this form or tampering with water samples is a crime punishable under state and/or federal law. (Texas Penal Code, Title 8, Chapter 37.10) By signing this form, the sampler acknowledges that samples were collected according to the systems established sample collection procedures, and that all information is accurate.

SHADED AREA FOR LABORATORY USE ONLY

Sample Iced? ☑ Yes ☐ No	Relinquished By (Sampler):	Date / Time: 1-4-23 / 15:50
Temperature: 4.6 °C	Received By (Courier, if applicable):	Date / Time:
	Relinquished By (Courier):	Date/ Time:
Corrected Temp: 4.6	Received By (Lab): RR	Date / Time: 1/4/23 1550

Lab Comments: 210556882

Tested By: ARC

Incubation Date & Time	Begin	End
Date:	1/4/23	1/5/23
Time:	17:30	11:31

Laboratory Approval: Date: 1/5/23 Time: 1332

Report to Client By: Date: 1/5/23 Time: 1332

Lab Results — Test Method: SM 9223 - Colilert

Sample Identification/Location: Use Specific Address / Location identified in Sample Siting Plan; Raw Wells - Use Source ID for Well Sampled (Example: G1234567A)	Routine (Distribution)	Repeat	Raw Well	Special*	Construction*	Month	Day	Year	Time (Please circle AM or PM)		Replacement	Sample ID & Date of Originating Sample (All Repeat, Replacement, & Triggered Raw Samples)	Chlorine Residual (mg/L)	Circle "F" for Free, "T" for Total	Rejection Code (if applicable) - Please Resubmit	Chlorine √ Absent	Chlorine √ Present	Total Coliform Absent	Total Coliform Present	E. Coli Absent	E. Coli Present	Laboratory Sample ID Number
9 175 Road 660	✓					1	4	23	12:15	am [✓ pm]	☐		1.06	[✓ F] T		☒	☐	☒	☐	☒	☐	23A1733-01
10 446 Road 6611	✓					1	4	23	12:38	am [✓ pm]	☐		1.09	[✓ F] T		☒	☐	☒	☐	☒	☐	23A1733-02
11 G1460187B			✓			1	4	23	12:45	am [✓ pm]	☐		0.0	[✓ F] T		☒	☐	☒	☐	☒	☐	23A1733-03
										am pm	☐			F T		☐	☐	☐	☐	☐	☐	
										am pm	☐			F T		☐	☐	☐	☐	☐	☐	
										am pm	☐			F T		☐	☐	☐	☐	☐	☐	
										am pm	☐			F T		☐	☐	☐	☐	☐	☐	
										am pm	☐			F T		☐	☐	☐	☐	☐	☐	
										am pm	☐			F T		☐	☐	☐	☐	☐	☐	
										am pm	☐			F T		☐	☐	☐	☐	☐	☐	

Form instructions: www.tceq.texas.gov/drinkingwater/microbial/revised-total-coliform-rule

* Special and Contruction samples are NOT FOR COMPLIANCE

Lab Rejected Code (LR) - Document Reason:

TCEQ Microbial Reporting Form

TCEQ Form 10525
03/2017

North Water District Laboratory Services, Inc. (NWDLS)
130 S. Trade Center Pkwy., Conroe, TX 77385
936-321-6060 lab@nwdls.com

S
23B2383

Test Results must meet all accreditation / certification requirements unless stated otherwise. T104704238__-__

Water System Identification & Sample Collection Information (Please type or use block print)

Public Water System ID: (Must be 7 digits, include all zeros) TX 1460187

Public Water System Name: ENCINO ESTATES

County: LIBERTY

Report Results To:

Name: T & W WATER SERVICE COMPANY

Address: PO BOX 2927

City: CONROE

State: TEXAS

Zip Code: 77305-2927

Phone #: 936-756-7400

Other Contact: 866-422-8519

Sampler Name (Print): Jordan Davis

Signature: Jordan Davis

Operator License #: WG0012850

☐ Owner ☒ Operator Other:

Falsification of this form or tampering with water samples is a crime punishable under state and/or federal law (Texas Penal Code, Title 8, Chapter 37.10) By signing this form, the sampler acknowledges that samples were collected according to the systems established sample collection procedures and that all information is accurate.

SHADED AREA FOR LABORATORY USE ONLY

Sample Iced? ☑ Yes ☐ No

Temperature: 2.4 °C

Corrected Temp: 2.4

Relinquished By (Sampler): Date / Time: 2-9-23 / 1512

Received By (Courier, if applicable): Date / Time:

Relinquished By (Courier): Date/ Time:

Received By (Lab): SKL Date / Time: 02/09/23 1512

Lab Comments: 21055682

Incubation Date & Time

	Begin	End
Date:	2/9/23	2/10/23
Time:	17:03	11:03

Tested By: ARC

Laboratory Approval: 2/10/23 Date: Time: 1306

Report to Client By: 2/10/23 Date: Time: 1306

	Sample Identification/Location Use Specific Address / Location identified in Sample Siting Plan Raw Wells - Use Source ID for Well Sampled (Example: G1234567A)	Sample Type: (√ one) Routine (Distribution)	Repeat	Raw Well	Special*	Construction*	Collected Date Month	Day	Year	Time Please circle AM or PM		Replacement	Sample ID & Date of Originating Sample (All Repeat, Replacement, & Triggered Raw Samples)	Chlorine Residual Circle "F" for Free, "T" for Total, (mg/L)		Rejection Code (if applicable) - Please Resubmit	Lab Results Test Method: SM 9223 - Colilert Chlorine √ Absent	Chlorine √ Present	Total Coliform Absent	Total Coliform Present	E. Coli Absent	E. Coli Present	Laboratory Sample ID Number
5	145 Road 660	✓					2	9	23	11:00	am [✓ am] pm	☐		1.38	[✓ F] T		☒	☐	☒	☐	☒	☐	23B2383-01
6	212 Road 6606	✓					2	9	23	1125	am [✓ am] pm	☐		1.36	[✓ F] T		☒	☐	☒	☐	☒	☐	23B2383-02
7	446 Road 6111	✓					2	9	23	11:40	[✓ am] pm	☐		1.46	[✓ F] T		☒	☐	☒	☐	☒	☐	23B2383-03
8	G1460187B			✓			2	9	23	12:10	am [✓ pm]	☐		0.0	[✓ F] T		☒	☐	☒	☐	☒	☐	23B2383-04
											am pm	☐			F T		☐	☐	☐	☐	☐	☐	
											am pm	☐			F T		☐	☐	☐	☐	☐	☐	
											am pm	☐			F T		☐	☐	☐	☐	☐	☐	
											am pm	☐			F T		☐	☐	☐	☐	☐	☐	
											am pm	☐			F T		☐	☐	☐	☐	☐	☐	
											am pm	☐			F T		☐	☐	☐	☐	☐	☐	

Form instructions: www.tceq.texas.gov/drinkingwater/microbial/revised-total-coliform-rule

** Special and Contruction samples are NOT FOR COMPLIANCE*

Lab Rejected Code (LR) - Document Reason:

TCEQ Microbial Reporting Form

TCEQ Form 10525
08 2017

North Water District Laboratory Services, Inc. (NWDLS)
130 S. Trade Center Pkwy., Conroe, TX 77385
936-321-6060 lab@nwdls.com

23B3965

Test Results must meet all accreditation / certification requirements unless stated otherwise.

T104704238__-__

Water System Identification & Sample Collection Information (Please type or use block print)

Public Water System ID: (Must be 7 digits, include all zeros) TX 1460187

Public Water System Name: Encino Estates

County: Liberty

Report Results To:

Name: T&W Water Services

Address: P.O. Box 2927

City: Conroe

State: TX

Zip Code: 77305-2927

Phone #: 936-756-7400

Other Contact:

Sampler Name (Print): Jordan Davis

Signature:

Operator License #: WG0012850

☐ Owner ☑ Operator Other:

Falsification of this form or tampering with water samples is a crime punishable under state and/or federal law. (Texas Penal Code, Title 8, Chapter 37.10) By signing this form, the sampler acknowledges that samples were collected according to the systems established sample collection procedures, and that all information is accurate

SHADED AREA FOR LABORATORY USE ONLY

Sample Iced? ☑ Yes ☐ No

Temperature 4.5 °C

Corrected Temp 4.5

Relinquished By (Sampler):

Date / Time: 2.23.23/8:02a.m.

Received By (Courier, if applicable):

Date / Time:

Relinquished By (Courier):

Date / Time:

Received By (Lab): AMA

Date / Time: 02.23.23 0802

Lab Comments: 2105568882

Tested By: ARC

Incubation Date & Time

	Begin	End
Date:	2/23/23	2/24/23
Time:	13:50	902

Laboratory Approval: RN Date: 2/24/23 Time: 0906

Report to Client By: RN Date: 2/24/23 Time: 0906

Sample Identification/Location Use Specific Address / Location identified in Sample Siting Plan Raw Wells - Use Source ID for Well Sampled (Example: G1234567A)	Sample Type: (√ one) Routine (Distribution)	Repeat	Raw Well	Special *	Construction *	Collected Date Month	Day	Year	Time Please circle AM or PM		Replacement	Sample ID & Date of Originating Sample (All Repeat, Replacement, & Triggered Raw Samples)	Chlorine Residual Circle "F" for Free, "T" for Total. (mg/L)		Rejection Code (if applicable) - Please Resubmit	Lab Results Test Method: SM 9223 - Colilert Chlorine √ Absent	Chlorine √ Present	Total Coliform Absent	Total Coliform Present	E. Coli Absent	E. Coli Present	Laboratory Sample ID Number
499 Road 6618				✓		2	22	23	5:07	am [✓ pm]	☐		1.27	[✓ F] T		☒	☐	☑	☐	☑	☐	23B3965-01
										am pm	☐			F T		☐	☐	☐	☐	☐	☐	
										am pm	☐			F T		☐	☐	☐	☐	☐	☐	
										am pm	☐			F T		☐	☐	☐	☐	☐	☐	
										am pm	☐			F T		☐	☐	☐	☐	☐	☐	
										am pm	☐			F T		☐	☐	☐	☐	☐	☐	
										am pm	☐			F T		☐	☐	☐	☐	☐	☐	
										am pm	☐			F T		☐	☐	☐	☐	☐	☐	
										am pm	☐			F T		☐	☐	☐	☐	☐	☐	
										am pm	☐			F T		☐	☐	☐	☐	☐	☐	

Form instructions: www.tceq.texas.gov/drinkingwater/microbial/revised-total-coliform-rule

* Special and Construction samples are NOT FOR COMPLIANCE

Lab Rejected Code (LR) - Document Reason:

TCEQ Microbial Reporting Form

TCEQ Form 10525
08/2017

North Water District Laboratory Services, Inc. (NWDLS)
130 S. Trade Center Pkwy., Conroe, TX 77385
936-321-6060 lab@nwdls.com

23C1861

Test Results must meet all accreditation / certification requirements unless stated otherwise.

T104704238__-__

Water System Identification & Sample Collection Information (Please type or use block print)

Public Water System ID: (Must be 7 digits, include all zeros) TX 1460187

Public Water System Name: ENCINO ESTATES

County: LIBERTY

Report Results To:

Name: T & W WATER SERVICE COMPANY

Address: PO BOX 2927

City: CONROE

State: TEXAS Zip Code: 77305-2927

Phone #: 936-756-7400 Other Contact: 866-422-8519

Sampler Name (Print): Jordan Davis

Signature:

Operator License #: WG0012850

☐ Owner ☒ Operator Other:

Falsification of this form or tampering with water samples is a crime punishable under state and/or federal law. (Texas Penal Code, Title 8, Chapter 37.10) By signing this form, the sampler acknowledges that samples were collected according to the system's established sample collection procedures, and that all information is accurate.

SHADED AREA FOR LABORATORY USE ONLY

Sample Iced? ☑ Yes ☐ No	Relinquished By (Sampler):	Date / Time: 3-7-23 8:15
	Received By (Courier if applicable):	Date / Time:
Temperature: 0.2 °C	Relinquished By (Courier):	Date/ Time:
Corrected Temp: 0.2	Received By (Lab): Ama	Date / Time: 03/07/2023 08:12

Lab Comments: 210556882

Incubation Date & Time	
Begin	End
Date: 3/7/23	Date: 3/8/23
Time: 14:48	Time: 8:50

Tested By: ARC

Laboratory Approval: Date: 3/8/23 Time: 1156

Report to Client By: Date: 3/8/23 Time: 1156

Lab Results — Test Method: SM 9223 - Colilert

Sample Identification/Location — Use Specific Address / Location identified in Sample Siting Plan — Raw Wells - Use Source ID for Well Sampled (Example: G1234567A)	Sample Type: Routine (Distribution)	Repeat	Raw Well	Special*	Construction*	Collected Date: Month	Day	Year	Time (Please circle AM or PM)		Replacement	Sample ID & Date of Originating Sample (All Repeat, Replacement, & Triggered Raw Samples)	Chlorine Residual (mg/L)	Circle "F" for Free, "T" for Total	Rejection Code (if applicable) - Please Resubmit	Chlorine √ Absent	Chlorine √ Present	Total Coliform Absent	Total Coliform Present	E. Coli Absent	E. Coli Present	Laboratory Sample ID Number
6 242 Road 6606	✓					3	6	23	[illegible]	pm	☐		[illegible]	F		☒	☐	☒	☐	☒	☐	23C1861-01
7 116 Crossfield	✓					3	6	23	[illegible]	pm	☐		.95	F		☒	☐	☒	☐	☒	☐	23C1861-02
10 116 Road 6611	✓					3	6	23	[illegible]	pm	☐		1.05	F		☒	☐	☒	☐	☒	☐	23C1861-03
11 G [illegible]0187 B			✓			3	6	23	4:58	pm	☐		0.0	F		☒	☐	☒	☐	☒	☐	23C1861-04
										am / pm	☐			F / T		☐	☐	☐	☐	☐	☐	
										am / pm	☐			F / T		☐	☐	☐	☐	☐	☐	
										am / pm	☐			F / T		☐	☐	☐	☐	☐	☐	
										am / pm	☐			F / T		☐	☐	☐	☐	☐	☐	
										am / pm	☐			F / T		☐	☐	☐	☐	☐	☐	
										am / pm	☐			F / T		☐	☐	☐	☐	☐	☐	

Form instructions: www.tceq.texas.gov/drinkingwater/microbial/revised-total-coliform-rule

* Special and Construction samples are NOT FOR COMPLIANCE

Lab Rejected Code (LR) - Document Reason:

TCEQ Microbial Reporting Form

TCEQ Form 10525
08/2017

North Water District Laboratory Services, Inc. (NWDLS)
130 S. Trade Center Pkwy., Conroe, TX 77385
936-321-6060 lab@nwdls.com

23D1407 S

TCEQ Laboratory ID: T104704238__-__

Test Results must meet all accreditation / certification requirements unless stated otherwise.

Water System Identification & Sample Collection Information (Please type or use block print)

Public Water System ID: (Must be 7 digits, include all zeros) TX 1460187

Public Water System Name: ENCINO ESTATES

County: LIBERTY

Report Results To:

Name: T & W WATER SERVICE COMPANY
Address: PO BOX 2927
City: CONROE
State: TEXAS
Zip Code: 77305-2927
Phone #: 936-756-7400
Other Contact: 866-422-8519

Sampler Name (Print): Jordan Davis

Signature:

Operator License #: WG0012850

☐ Owner ☒ Operator Other:

Falsification of this form or tampering with water samples is a crime punishable under state and/or federal law. (Texas Penal Code, Title 8, Chapter 37.10) By signing this form, the sampler acknowledges that samples were collected according to the system's established sample collection procedures, and that all information is accurate.

SHADED AREA FOR LABORATORY USE ONLY

Sample Iced? ☑ Yes ☐ No

Relinquished By (Sampler): Date / Time: 4-4-23/8:07

Received By (Courier, if applicable): Date / Time:

Temperature: 1.1 °C

Relinquished By (Courier): Date/ Time:

Corrected Temp: 1.1

Received By (Lab): AMM Date / Time: 04/04/23 8 07am

Lab Comments: 210556882

Tested By: ARC

Incubation Date & Time: Begin Date: 4/4/23 Time: 16:10; End Date: 4/5/23 Time: 10:10

Laboratory Approval: Date: 4/5/23 Time: 1129

Report to Client By: Date: 4/5/23 Time: 1129

Lab Results — Test Method: SM 9223 - Colilert

Sample Identification/Location Use Specific Address / Location identified in Sample Siting Plan Raw Wells - Use Source ID for Well Sampled (Example: G1234567A)	Sample Type: (√ one) Routine (Distribution)	Repeat	Raw Well	Special*	Construction*	Collected Date Month	Day	Year	Time (Please circle AM or PM)	am / pm	Replacement	Sample ID & Date of Originating Sample (All Repeat, Replacement, & Triggered Raw Samples)	Chlorine Residual Circle "F" for Free, "T" for Total. (mg/L)	F / T	Rejection Code (if applicable) - Please Resubmit	Chlorine √ Absent	Chlorine √ Present	Total Coliform Absent	Total Coliform Present	E. Coli Absent	E. Coli Present	Laboratory Sample ID Number
9 145 Road GG?	✓					4	3	23	3:35	[✓ pm]	☐		9.8	[✓ F]		☒	☐	☒	☐	☒	☐	23D1407-01
10 4146 Road GG1	✓					4	3	23	2:42	[✓ pm]	☐		1.06	[✓ F]		☒	☐	☒	☐	☒	☐	-02
11 468 Road GG2	✓					4	3	23	3:58	[✓ pm]	☐		1.56	[✓ F]		☒	☐	☒	☐	☒	☐	-03
12 G1460187B			✓			4	3	23	4:30	[✓ pm]	☐		0.0	[✓ F]		☒	☐	☒	☐	☒	☐	-04
										am / pm	☐			F / T		☐	☐	☐	☐	☐	☐	
										am / pm	☐			F / T		☐	☐	☐	☐	☐	☐	
										am / pm	☐			F / T		☐	☐	☐	☐	☐	☐	
										am / pm	☐			F / T		☐	☐	☐	☐	☐	☐	
										am / pm	☐			F / T		☐	☐	☐	☐	☐	☐	
										am / pm	☐			F / T		☐	☐	☐	☐	☐	☐	

Form instructions: www.tceq.texas.gov/drinkingwater/microbial/revised-total-coliform-rule

* Special and Contruction samples are NOT FOR COMPLIANCE

Lab Rejected Code (LR) - Document Reason:

TCEQ Microbial Reporting Form

TCEQ Form 10525
03/2017

North Water District Laboratory Services, Inc. (NWDLS)
130 S. Trade Center Pkwy., Conroe, TX 77385
936-321-6060 lab@nwdls.com

23E1758

Test Results must meet all accreditation / certification requirements unless stated otherwise

T104704238__-__

Water System Identification & Sample Collection Information (Please type or use block print)

Public Water System ID (Must be 7 digits, include all zeros): TX 1460187

Public Water System Name: ENCINO ESTATES

County: LIBERTY

Report Results To:

Name: T & W WATER SERVICE COMPANY
Address: PO BOX 2927
City: CONROE
State: TEXAS
Zip Code: 77305-2927
Phone #: 936-756-7400
Other Contact: 866-422-8519

Sampler Name (Print): Jordan Davis
Signature:

Operator License #: WG0012850
☐ Owner ☒ Operator Other:

Falsification of this form or tampering with water samples is a crime punishable under state and/or federal law. (Texas Penal Code, Title 8, Chapter 37.10) By signing this form, the sampler acknowledges that samples were collected according to the system's established sample collection procedures, and that all information is accurate.

SHADED AREA FOR LABORATORY USE ONLY

Sample Iced? ☒ Yes ☐ No
Temperature: 2.6 °C
Corrected Temp: 2.6
Relinquished By (Sampler): | Date / Time: 5-3-23 / 8:05
Received By (Courier, if applicable): | Date / Time:
Relinquished By (Courier): | Date / Time:
Received By (Lab): AmA | Date / Time: 05.03.23 0805
Lab Comments: 210556882
Tested By: ARC
Incubation Date & Time: Begin Date: 5/3/23 Time: 15:10 | End Date: 5/4/23 Time: 9:10
Laboratory Approval: | Date: 5/4/23 | Time: 1014
Report to Client By: | Date: 5/4/23 | Time: 1014

Lab Results — Test Method: SM 9223 - Colilert

	Sample Identification/Location (Use Specific Address / Location identified in Sample Siting Plan; Raw Wells - Use Source ID for Well Sampled (Example: G1234567A))	Routine (Distribution)	Repeat	Raw Well	Special *	Construction *	Month	Day	Year	Time (Please circle AM or PM)	Replacement	Sample ID & Date of Originating Sample (All Repeat, Replacement & Triggered Raw Samples)	Chlorine Residual (Circle "F" for Free, "T" for Total, (mg/L))	Rejection Code (if applicable) - Please Resubmit	Chlorine √ Absent	Chlorine √ Present	Total Coliform Absent	Total Coliform Present	E. Coli Absent	E. Coli Present	Laboratory Sample ID Number
1	242 Road 6602	✓					5	3	23	1:45 am pm	☐		1.01 [✓ F] T		☒	☐	☒	☐	☒	☐	23E1758-01
2	464 Road 6624	✓					5	3	23	10:15 am pm	☐		1.41 [✓ F] T		☒	☐	☒	☐	☒	☐	02
3	G1460187B			✓			5	3	23	10:32 am pm	☐		0.0 F T		☒	☐	☐	☒	☒	☐	03
4	364 Road 662	✓					5	3	23	11:25 am pm	☐		1.77 [✓ F] T		☒	☐	☒	☐	☒	☐	04
										am pm	☐		F T		☐	☐	☐	☐	☐	☐	
										am pm	☐		F T		☐	☐	☐	☐	☐	☐	
										am pm	☐		F T		☐	☐	☐	☐	☐	☐	
										am pm	☐		F T		☐	☐	☐	☐	☐	☐	
										am pm	☐		F T		☐	☐	☐	☐	☐	☐	
										am pm	☐		F T		☐	☐	☐	☐	☐	☐	

Form instructions: www.tceq.texas.gov/drinkingwater/microbial/revised-total-coliform-rule

* Special and Construction samples are NOT FOR COMPLIANCE

Lab Rejected Code (LR) - Document Reason:

Clear Form

Laboratory POSITIVE Result Form

Revised Total Coliform Rule and Groundwater Rule

Instructions

- Use a new form for each Public Water System (PWS) sample with a total coliform and/or *E. coli* POSITIVE result.
- Fill out the information as it appears on the Microbial Reporting Form (MRF).
- Immediately send all POSITIVE results to RTCRPOS@tceq.texas.gov or fax to 1-800-252-0237. Include the positive result form, MRF, and analytical results. Limit to one PWS sample per email.
- For questions regarding this form or positive results, contact the Revised Total Coliform Rule Program at RTCRPOS@tceq.texas.gov or (512) 239-4691.

Laboratory Information

Laboratory Name	Laboratory ID	Sent By
NWDLS	T104704238 TX204	RUTH WILLS
Date	**Time**	**Laboratory Phone Number**
5/4/23	1032	936 321 6060

Sample Information

Laboratory Sample ID	PWS ID Number
23E1758-03	TX1460187
Sample Collection Location	**PWS Name**
G1460187-03	Encino Estates

Sample Results

Total Coliform POSITIVE	*E. Coli* POSITIVE	Analytical Results Attached (required)	MRF Attached (required)
☒	☐	☒	☒

PWS Reporting Information

Successful Verbal Contact	Left Voicemail	No Voicemail Available	PWS Contact Name	PWS Contact Phone Number
○	○	○	emailed	

Email Form

Form – 20894 (1/30/2021)

TCEQ Microbial Reporting Form

TCEQ Form 10525
03/2017

North Water District Laboratory Services, Inc (NWDLS)
130 S. Trade Center Pkwy., Conroe, TX 77385
936-321-6060 lab@nwdls.com

23E2179

Test Results must meet all accreditation / certification requirements unless stated otherwise. T104704238

Water System Identification & Sample Collection Information (Please type or use block print)

Public Water System ID. (Number 7 digits, include all zeros): TX 1460187

Public Water System Name: ENCINO ESTATES

County: LIBERTY

Report Results To:

Name: T & W WATER SERVICE COMPANY
Address: PO BOX 2927
City: CONROE
State: TEXAS Zip Code: 77305-2927
Phone #: 936-756-7400 Other Contact: 866-422-8519

Sampler Name (Print): Kevin Maloney
Signature: Kevin M
Operator License #: WG00016921
☐ Owner ☒ Operator Other:

Falsification of this form or tampering with water samples is a crime punishable under state and/or federal law (Texas Penal Code, Title 8, Chapter 37.10) By signing this form, the sampler acknowledges that samples were collected according to the systems established sample collection procedures, and that all information is accurate

SHADED AREA FOR LABORATORY USE ONLY

Sample Iced? ☑ Yes ☐ No
Relinquished By (Sampler): Kevin M Date / Time: 5-4-23 4:03pm
Received By (Courier, if applicable): Date / Time:
Temperature: 9.1 °C
Relinquished By (Courier): Date / Time:
Corrected Temp: 9.1
Received By (Lab): AmA Date / Time: 05.04.23 16:03
Lab Comments: 210556882
Incubation Date & Time: Begin Date: 5/4/23 Time: 17:00 End Date: 5/5/23 Time: 11:15
Tested By: ARC
Laboratory Approval: Date: 5/5/23 Time: 1126
Report to Client By: Date: 5/5/23 Time: 1126

Test Method: SM 9223 - Colilert

Sample Identification/Location Use Specific Address / Location identified in Sample Siting Plan Raw Wells - Use Source ID for Well Sampled (Example G1234567A)	Sample Type: (√ one) Routine (Distribution)	Repeat	Raw Well	Special *	Construction *	Collected Date Month	Day	Year	Time Please circle AM or PM	Replacement	Sample ID & Date of Originating Sample (All Repeat, Replacement, & Triggered Raw Samples)	Chlorine Residual Circle "F" for Free, "T" for Total. (mg/L)	Rejection Code (if applicable) - Please Resubmit	Lab Results Chlorine √ Absent	Chlorine √ Present	Total Coliform Absent	Total Coliform Present	E. Coli Absent	E. Coli Present	Laboratory Sample ID Number
G1460187B				✓		5	4	23	12:35 [✓ pm]	☐		0.00 [✓ F] T		☒	☐	☑	☐	☑	☐	23E2179-01
									am pm	☐		F T		☐	☐	☐	☐	☐	☐	
									am pm	☐		F T		☐	☐	☐	☐	☐	☐	
									am pm	☐		F T		☐	☐	☐	☐	☐	☐	
									am pm	☐		F T		☐	☐	☐	☐	☐	☐	
									am pm	☐		F T		☐	☐	☐	☐	☐	☐	
									am pm	☐		F T		☐	☐	☐	☐	☐	☐	
									am pm	☐		F T		☐	☐	☐	☐	☐	☐	
									am pm	☐		F T		☐	☐	☐	☐	☐	☐	
									am pm	☐		F T		☐	☐	☐	☐	☐	☐	

Form instructions: www.tceq.texas.gov/drinkingwater/microbial/revised-total-coliform-rule

** Special and Construction samples are NOT FOR COMPLIANCE*

Lab Rejected Code (LR) - Document Reason

TCEQ Microbial Reporting Form

TCEQ Form 10525
08/2017

North Water District Laboratory Services, Inc. (NWDLS)
130 S. Trade Center Pkwy., Conroe, TX 77385
936-321-6060 lab@nwdls.com

23E5556 S

Test Results must meet all accreditation / certification requirements unless stated otherwise. T104704238__-__

Water System Identification & Sample Collection Information (Please type or use block print)

Public Water System ID: (Must be 7 digits; include all zeros) TX 1460187

Public Water System Name: Encino Estates

County: Liberty

Report Results To:

Name: T&W water service company
Address: Po Box 2727
City: Conroe
State: Texas
Zip Code: 77305
Phone #: 936 756 7400
Other Contact: 866 422 8519

Sampler Name (Print): Henry Bradford
Signature:

Operator License #: WO00 48974
☐ Owner ☒ Operator Other:

Falsification of this form or tampering with water samples is a crime punishable under state and/or federal law. (Texas Penal Code, Title 8, Chapter 37.10) By signing this form, the sampler acknowledges that samples were collected according to the systems established sample collection procedures, and that all information is accurate.

SHADED AREA FOR LABORATORY USE ONLY

Sample Iced? ☑ Yes ☐ No
Temperature 4.4 °C
Corrected Temp 4.4
Relinquished By (Sampler):
Date / Time: 5/30/23 - 9:43a.m
Received By (Courier, if applicable):
Date / Time:
Relinquished By (Courier):
Date/ Time:
Received By (Lab): SKC
Date / Time: 5/30/23 0943
Lab Comments: 210556882
Tested By: ARC

Incubation Date & Time

	Begin	End
Date:	5/30/23	5/31/23
Time:	16:55	10:55

Laboratory Approval: Date: 5/31/23 Time: 1104
Report to Client By: Date: 5/31/23 Time: 1104

Lab Results Test Method: SM 9223 - Colilert

Sample Identification/Location: Use Specific Address / Location identified in Sample Siting Plan; Raw Wells - Use Source ID for Well Sampled (Example: G1234567A)	Routine (Distribution)	Repeat	Raw Well	Special *	Construction *	Month	Day	Year	Time (Please circle AM or PM)	am/pm	Replacement	Sample ID & Date of Originating Sample (All Repeat, Replacement, & Triggered Raw Samples)	Chlorine Residual: Circle "F" for Free, "T" for Total. (mg/L)	F/T	Rejection Code (if applicable) - Please Resubmit	Chlorine √ Absent	Chlorine √ Present	Total Coliform Absent	Total Coliform Present	E. Coli Absent	E. Coli Present	Laboratory Sample ID Number
Spanish Dr blowoff → Road 6625				/		5	29	23	4:08	am [✓ pm]	☐		108	[✓ F] T		☒	☐	☒	☐	☒	☐	23E5556-01
										am pm	☐			F T		☐	☐	☐	☐	☐	☐	
										am pm	☐			F T		☐	☐	☐	☐	☐	☐	
										am pm	☐			F T		☐	☐	☐	☐	☐	☐	
										am pm	☐			F T		☐	☐	☐	☐	☐	☐	
										am pm	☐			F T		☐	☐	☐	☐	☐	☐	
										am pm	☐			F T		☐	☐	☐	☐	☐	☐	
										am pm	☐			F T		☐	☐	☐	☐	☐	☐	
										am pm	☐			F T		☐	☐	☐	☐	☐	☐	
										am pm	☐			F T		☐	☐	☐	☐	☐	☐	

Form instructions: www.tceq.texas.gov/drinkingwater/microbial/revised-total-coliform-rule

* Special and Contruction samples are NOT FOR COMPLIANCE

Lab Rejected Code (LR) - Document Reason:

TCEQ Microbial Reporting Form

TCEQ Form 10525
08/2017

North Water District Laboratory Services, Inc. (NWDLS)
130 S. Trade Center Pkwy., Conroe, TX 77385
936-321-6060 lab@nwdls.com

23F1170

Test Results must meet all accreditation / certification requirements unless stated otherwise. T104704238__-__

Water System Identification & Sample Collection Information (Please type or use block print)

Public Water System ID: (Must be 7 digits, include all zeros) TX 1460187

Public Water System Name: ENCINO ESTATES

County: LIBERTY

Report Results To:

Name: T & W WATER SERVICE COMPANY
Address: PO BOX 2927
City: CONROE
State: TEXAS
Zip Code: 77305-2927
Phone #: 936-756-7400
Other Contact: 866-422-8519

Sampler Name (Print): Jordan Davis
Signature: Jordan Davis

Operator License #: WG0012850
☐ Owner ☒ Operator Other:

Falsification of this form or tampering with water samples is a crime punishable under state and/or federal law. (Texas Penal Code, Title 8, Chapter 37.10) By signing this form, the sampler acknowledges that samples were collected according to the systems established sample collection procedures, and that all information is accurate.

SHADED AREA FOR LABORATORY USE ONLY

Sample Iced? ☑ Yes ☐ No
Temperature: 34 °C
Corrected Temp: 34
Relinquished By (Sampler): Jordan Davis — Date / Time: 6-1-23 / 16:27
Received By (Courier, if applicable): — Date / Time:
Relinquished By (Courier): — Date/ Time:
Received By (Lab): AM17 — Date / Time: 06.01-23 16:27
Lab Comments: 2105569912
Tested By: ARQ
Incubation Date & Time — Begin: Date: 6/1/23 Time: 17:20 — End: Date: 6/2/23 Time: 11:20
Laboratory Approval: — Date: 6/2/23 Time: 1155
Report to Client By: — Date: 6/2/23 Time: 1155

Lab Results — Test Method: SM 9223 - Colilert

	Sample Identification/Location Use Specific Address / Location identified in Sample Siting Plan Raw Wells - Use Source ID for Well Sampled (Example: G1234567A)	Sample Type: (√ one) Routine (Distribution)	Repeat	Raw Well	Special*	Construction*	Collected Date Month	Day	Year	Time (Please circle AM or PM)	am/pm	Replacement	Sample ID & Date of Originating Sample (All Repeat, Replacement, & Triggered Raw Samples)	Chlorine Residual: Circle "F" for Free, "T" for Total, (mg/L)	F/T	Rejection Code (if applicable) - Please Resubmit	Chlorine √ Absent	Chlorine √ Present	Total Coliform Absent	Total Coliform Present	E. Coli Absent	E. Coli Present	Laboratory Sample ID Number
8	242 Road 6606	✓					6	1	23	1:48	am [✓ pm]	☐		.90	[✓ F] T		☒	☐	☒	☐	☒	☐	23F1170-01
9	464 Road 6609	✓					6	1	23	2:09	am [✓ pm]	☐		1.12	[✓ F] T		☒	☐	☒	☐	☒	☐	02
10	468 Road 662	✓					6	1	23	2:30	am [✓ pm]	☐		142	[✓ F] T		☒	☐	☒	☐	☒	☐	03
11	G1460187B			✓			6	1	23	2:45	am [✓ pm]	☐		0.0	[✓ F] T		☒	☐	☒	☐	☒	☐	04
											am / pm	☐			F / T		☐	☐	☐	☐	☐	☐	
											am / pm	☐			F / T		☐	☐	☐	☐	☐	☐	
											am / pm	☐			F / T		☐	☐	☐	☐	☐	☐	
											am / pm	☐			F / T		☐	☐	☐	☐	☐	☐	
											am / pm	☐			F / T		☐	☐	☐	☐	☐	☐	
											am / pm	☐			F / T		☐	☐	☐	☐	☐	☐	

Form instructions: www.tceq.texas.gov/drinkingwater/microbial/revised-total-coliform-rule

** Special and Contruction samples are NOT FOR COMPLIANCE*

Lab Rejected Code (LR) - Document Reason:

TCEQ Microbial Reporting Form

Water System Identification & Sample Collection Information (Please type or use block print)

North Water District Laboratory Services, Inc. (NWDLS)
130 S. Trade Center Pkwy , Conroe TX 77385
936-321-6060 lab@nwdls.com

23G1819

T104704238

Public Water System ID: TX 1460187

Public Water System Name: ENCINO ESTATES

County: LIBERTY

Report Results To:

Name: T & W WATER SERVICE COMPANY

Address: PO BOX 2927

City: CONROE

State: TEXAS Zip Code: 77305-2927

Phone #: 936-756-7400 Other Contact: 866-422-8549

Sampler Name (Print): Jordan Davis

Signature:

Operator License #: WG0012850 ☐ Owner ☒ Operator Other:

SHADED AREA FOR LABORATORY USE ONLY

Sample Iced? ☑ Yes ☐ No	Relinquished By Sampler: — Date / Time: 7.5.23/1534
Temperature: 3.4 °C	Received By Courier: — Date / Time:
Corrected Temp: 3.4	Relinquished By Courier: — Date / Time:
	Received By Lab: AmA — Date / Time: 07.05.23 1534
Lab Comments: 210556882	Incubation Date & Time — Begin: Date 7/5/23 Time 17:40; End: Date 7/6/23 Time 11:40
Tested By: ABC	
Laboratory Approval:	Date 7/6/23 Time 1213
Report to Client By:	Date 7/6/23 Time 1213

Sample Identification/Location — Use Specific Address / Location identified in Sample Siting Plan; Raw Wells: Use Source ID for Well Sampled (Example G1234567A)	Routine (Distribution)	Repeat	Raw Well	Special	Construction	Month	Day	Year	Time (AM or PM)	Resample	Sample ID & Date of Originating Sample (A) Repeat Replacement & Triggered Raw Samples	Chlorine Residual (mg/L) F/T	Rejection Code (if applicable) - Please Resubmit	Test Method: SM 9223 - Colilert — Chlorine Absent	Chlorine Present	Total Coliform Absent	Total Coliform Present	E. Coli Absent	E. Coli Present	Laboratory Sample ID Number
08 341 Road 662	✓								[illegible]	☐		.73 (F)		☒	☐	☒	☐	☒	☐	23G1819-01
09 464 Road 664	✓					7	5	23	11:0[illegible]	☐		1.21 (F)		☒	☐	☒	☐	☒	☐	02
10 468 Road 662	✓					7	5	23	12:2[illegible]	☐		1.13 (F)		☒	☐	☒	☐	☒	☐	03
11 G1460187B			✓			7	5	23	1:10	☐		0.0 (F)		☒	☐	☒	☐	☒	☐	04
										☐		F / T		☐	☐	☐	☐	☐	☐	
										☐		F / T		☐	☐	☐	☐	☐	☐	
										☐		F / T		☐	☐	☐	☐	☐	☐	
										☐		F / T		☐	☐	☐	☐	☐	☐	
										☐		F / T		☐	☐	☐	☐	☐	☐	
										☐		F / T		☐	☐	☐	☐	☐	☐	

* Special and Construction samples are NOT for COMPLIANCE. Lab Rejected Code R. Document Reason.

TCEQ Microbial Reporting Form

North Water District Laboratory Services Inc (NWDLS)
130 S Trade Center Pkwy., Conroe, TX 77385
936-321-6060 lab@nwdls.com

23H1397
S

Test Results must meet all accreditation / certification requirements unless stated otherwise

T104704238__-__

Water System Identification & Sample Collection Information (Please type or use block print)

Public Water System ID: (Must be 7 digits, include all zeros)	TX	1460187
Public Water System Name:	ENCINO ESTATES	
County:	LIBERTY	

Report Results To:

Name:	T & W WATER SERVICE COMPANY		
Address:	PO BOX 2927		
City:	CONROE		
State:	TEXAS	Zip Code:	77305-2927
Phone #:	936-756-7400	Other Contact:	866-422-8519

Sampler Name (Print): JORDAN W. DAVIS

Signature:

Operator License #: WG0012850

☐ Owner ☒ Operator Other:

Falsification of this form or tampering with water samples is a crime punishable under state and/or federal law (Texas Penal Code, Title 8, Chapter 37.10) By signing this form, the sampler acknowledges that samples were collected according to the systems established sample collection procedures, and that all information is accurate.

SHADED AREA FOR LABORATORY USE ONLY

Sample Iced? ☑ Yes ☐ No	Relinquished By (Sampler):	Date / Time: 8-1-23/1:57
Temperature: 1.6 °C	Received By (Courier, if applicable):	Date / Time:
Corrected Temp: 1.6	Relinquished By (Courier):	Date/ Time:
	Received By (Lab): AmA	Date / Time: 08/01/23 1557

Lab Comments: 230067890

Incubation Date & Time	
Begin	End
Date: 8/1/23	Date: 8/2/23
Time: 17:15	Time: 11:15

Tested By: ARC

Laboratory Approval: Date: 8/2/23 Time: 1134

Report to Client By: Date: 8/2/23 Time: 1134

Lab Results

Test Method: SM 9223 - Colilert

	Sample Identification/Location Use Specific Address / Location identified in Sample Siting Plan Raw Wells - Use Source ID for Well Sampled (Example: G1234567A)	Sample Type: (√ one) Routine (Distribution)	Repeat	Raw Well	Special *	Construction *	Collected Date Month	Day	Year	Time	Please circle AM or PM	Replacement	Sample ID & Date of Originating Sample (All Repeat, Replacement, & Triggered Raw Samples)	Chlorine Residual Circle "F" for Free, "T" for Total, (mg/L)	F/T	Rejection Code (if applicable) - Please Resubmit	Chlorine √ Absent	Chlorine √ Present	Total Coliform Absent	Total Coliform Present	E. Coli Absent	E. Coli Present	Laboratory Sample ID Number
5	145 Road 660	✓					8	1	23	12:37	pm	☐		.80	F		☒	☐	☒	☐	☒	☐	23H1397-01
7	764 Road 6607	✓					8	1	23	12:50	pm	☐		.72	F		☒	☐	☒	☐	☒	☐	02
10	418 Road 660	✓					8	1	23	1:10	pm	☐		1.17	F		☒	☐	☒	☐	☒	☐	03
11	G1460187B			✓			8	1	23	1:32	pm	☐		0.0	F		☒	☐	☒	☐	☒	☐	04
											am / pm	☐			F / T		☐	☐	☐	☐	☐	☐	
											am / pm	☐			F / T		☐	☐	☐	☐	☐	☐	
											am / pm	☐			F / T		☐	☐	☐	☐	☐	☐	
											am / pm	☐			F / T		☐	☐	☐	☐	☐	☐	
											am / pm	☐			F / T		☐	☐	☐	☐	☐	☐	
											am / pm	☐			F / T		☐	☐	☐	☐	☐	☐	

Form instructions: www.tceq.texas.gov/drinkingwater/microbial/revised-total-coliform-rule

** Special and Construction samples are NOT FOR COMPLIANCE*

Lab Rejected Code (LR) - Document Reason:

TCEQ Microbial Reporting Form

TCEQ Form 10525
05 2017

North Water District Laboratory Services, Inc. (NWDLS)
130 S. Trade Center Pkwy., Conroe, TX 77385
936-321-6060 lab@nwdls.com

23H2727

Test Results must meet all accreditation / certification requirements unless stated otherwise
T104704238__-__

Water System Identification & Sample Collection Information (Please type or use block print)

Public Water System ID: TX 1460137
Public Water System Name: Encino Estates
County: Liberty

Report Results To:
Name: T&W Water Services
Address: PO Box 2927
City: Conroe
State: TX
Zip Code: 77301-2927
Phone #: 936-756-7400
Other Contact:

Sampler Name (Print): Jordan Davis
Signature:
Operator License #: WG0012850
☐ Owner ☒ Operator Other:

Falsification of this form or tampering with water samples is a crime punishable under state and/or federal law. (Texas Penal Code, Title 8, Chapter 37.10) By signing this form, the sampler acknowledges that samples were collected according to the system's established sample collection procedures, and that all information is accurate.

SHADED AREA FOR LABORATORY USE ONLY

Sample Iced? ☑ Yes ☐ No
Relinquished By (Sampler): Date / Time: 8-9-23 / 8:03
Received By (Courier, if applicable): Date / Time:
Temperature: 3.8 °C
Relinquished By (Courier): Date / Time:
Corrected Temp: 3.8
Received By (Lab): Amd Date / Time: 08.09.23 08:03
Lab Comments: 210556882
Tested By: ARC

Incubation Date & Time

	Begin	End
Date:	8/9/23	8/10/23
Time:	14:30	8:35

Laboratory Approval: Date: 8/10/23 Time: 1010
Report to Client By: Date: 8/10/23 Time: 1010

Lab Results — Test Method: SM 9223 - Colilert

Sample Identification/Location — Use Specific Address / Location identified in Sample Siting Plan — Raw Wells - Use Source ID for Well Sampled (Example G1234567A)	Sample Type (√ one): Routine (Distribution)	Repeat	Raw Well	Special *	Construction *	Collected Date: Month	Day	Year	Time (Please circle AM or PM)	am / pm	Replacement	Sample ID & Date of Originating Sample (All Repeat, Replacement, & Triggered Raw Samples)	Chlorine Residual — Circle "F" for Free, "T" for Total (mg/L)	F / T	Rejection Code (if applicable) - Please Resubmit	Chlorine √ Absent	Chlorine √ Present	Total Coliform Absent	Total Coliform Present	E. Coli Absent	E. Coli Present	Laboratory Sample ID Number
66122 Blow OFF					√	8	8	23	4:42	am [✓ pm]	☐		.62	[✓ F] T		☒	☐	☒	☐	☒	☐	23H2727-01
										am pm	☐			F T		☐	☐	☐	☐	☐	☐	
										am pm	☐			F T		☐	☐	☐	☐	☐	☐	
										am pm	☐			F T		☐	☐	☐	☐	☐	☐	
										am pm	☐			F T		☐	☐	☐	☐	☐	☐	
										am pm	☐			F T		☐	☐	☐	☐	☐	☐	
										am pm	☐			F T		☐	☐	☐	☐	☐	☐	
										am pm	☐			F T		☐	☐	☐	☐	☐	☐	
										am pm	☐			F T		☐	☐	☐	☐	☐	☐	
										am pm	☐			F T		☐	☐	☐	☐	☐	☐	

Form instructions: www.tceq.texas.gov/drinkingwater/microbial/revised-total-coliform-rule

* Special and Construction samples are NOT FOR COMPLIANCE

Lab Rejected Code (LR) - Document Reason:

TCEQ Microbial Reporting Form

TCEQ Form 10525
08/2017

North Water District Laboratory Services, Inc. (NWDLS)
130 S. Trade Center Pkwy., Conroe, TX 77385
936-321-6060 lab@nwdls.com

23H2955 S

Test Results must meet all accreditation / certification requirements unless stated otherwise

T104704238__-__

Water System Identification & Sample Collection Information (Please type or use block print)

Public Water System ID: TX 1460157

Public Water System Name: Encino Estates

County: Liberty

Report Results To:

Name: T & W Water Services
Address: PO Box 2927
City: Conroe
State: TX
Zip Code: 77301-2927
Phone #: 936-756-7400
Other Contact:

Sampler Name (Print): Jordan Davis
Signature:
Operator License #: WG0012850
☐ Owner ☒ Operator Other:

Falsification of this form or tampering with water samples is a crime punishable under state and/or federal law (Texas Penal Code, Title 8, Chapter 37.10). By signing this form, the sampler acknowledges that samples were collected according to the system's established sample collection procedures, and that all information is accurate.

SHADED AREA FOR LABORATORY USE ONLY

Sample Iced? ☒ Yes ☐ No	Relinquished By (Sampler):	Date / Time: 8-10-23/8:00
Temperature: 3.2 °C	Received By (Courier, if applicable):	Date / Time:
Corrected Temp: 3.2	Relinquished By (Courier):	Date/ Time:
	Received By (Lab):	Date / Time: 08.10.23 08:00

Lab Comments: 23004990

Incubation Date & Time	Begin	End
Date:	8/10/23	8/11/23
Time:	17:00	11:00

Tested By: ARC

Laboratory Approval: Date: 8/11/23 Time: 1136

Report to Client By: Date: 8/11/23 Time: 1136

Lab Results — Test Method: SM 9223 - Colilert

Sample Identification/Location — Use Specific Address / Location identified in Sample Siting Plan — Raw Wells - Use Source ID for Well Sampled (Example: G1234567A)	Sample Type: (√ one) Routine (Distribution)	Repeat	Raw Well	Special *	Construction *	Collected Date Month	Day	Year	Time (Please circle AM or PM)		Replacement	Sample ID & Date of Originating Sample (All Repeat, Replacement, & Triggered Raw Samples)	Chlorine Residual (mg/L)	Circle "F" for Free, "T" for Total	Rejection Code (if applicable) - Please Resubmit	Chlorine √ Absent	Chlorine √ Present	Total Coliform Absent	Total Coliform Present	E. Coli Absent	E. Coli Present	Laboratory Sample ID Number
BluffOff					√	8	9	23	453	am [✓ pm]	☐		79	[✓ F] T		☒	☐	☒	☐	☒	☐	23H2955-01
										am pm	☐			F T		☐	☐	☐	☐	☐	☐	
										am pm	☐			F T		☐	☐	☐	☐	☐	☐	
										am pm	☐			F T		☐	☐	☐	☐	☐	☐	
										am pm	☐			F T		☐	☐	☐	☐	☐	☐	
										am pm	☐			F T		☐	☐	☐	☐	☐	☐	
										am pm	☐			F T		☐	☐	☐	☐	☐	☐	
										am pm	☐			F T		☐	☐	☐	☐	☐	☐	
										am pm	☐			F T		☐	☐	☐	☐	☐	☐	
										am pm	☐			F T		☐	☐	☐	☐	☐	☐	

Form instructions: www.tceq.texas.gov/drinkingwater/microbial/revised-total-coliform-rule

** Special and Construction samples are NOT FOR COMPLIANCE*

Lab Rejected Code (LR) - Document Reason:

TCEQ Microbial Reporting Form

TCEQ Form 10525
092017

North Water District Laboratory Services, Inc (NWDLS)
130 S Trade Center Pkwy , Conroe, TX 77385
936-321-6060 lab@nwdls.com

2311678

Test Results must meet all accreditation / certification requirements unless stated otherwise. T104704238__-__

Water System Identification & Sample Collection Information (Please type or use block print)

Public Water System ID: (Must be 7 digits, include all zeros) TX 1460187

Public Water System Name: ENCINO ESTATES

County: LIBERTY

Report Results To:

Name: T & W WATER SERVICE COMPANY
Address: PO BOX 2927
City: CONROE
State: TEXAS Zip Code: 77305-2927
Phone #: 936-756-7400 Other Contact: 866-422-8519

Sampler Name (Print): JORDAN W. DAVIS
Signature:

Operator License #: WG0012850
☐ Owner ☒ Operator Other:

Falsification of this form or tampering with water samples is a crime punishable under state and/or federal law. (Texas Penal Code, Title 8, Chapter 37.10) By signing this form, the sampler acknowledges that samples were collected according to the systems established sample collection procedures, and that all information is accurate.

SHADED AREA FOR LABORATORY USE ONLY

Sample Iced? ☑ Yes ☐ No	Relinquished By (Sampler):	Date / Time 9-6-23 / 8:02 am
Temperature 3.1 °C	Received By (Courier, if applicable):	Date / Time
	Relinquished By (Courier):	Date/ Time
Corrected Temp 3.1	Received By (Lab): AMA	Date / Time: 09.06.23 08:07
Lab Comments: 230067890		Incubation Date & Time
Tested By: ARC		Begin: Date: 9/6/23 Time: 15:57 End: Date: 9/7/23 Time: 10:24
Laboratory Approval:	9/7/23	Time: 1444
Report to Client By:	Date: 9/7/23	Time: 1444

Lab Results — Test Method: SM 9223 - Colilert

Sample Identification/Location Use Specific Address / Location identified in Sample Siting Plan Raw Wells - Use Source ID for Well Sampled (Example: G1234567A)	Routine (Distribution)	Repeat	Raw Well	Special *	Construction *	Month	Day	Year	Time (Please circle AM or PM)	Replacement	Sample ID & Date of Originating Sample (All Repeat, Replacement, & Triggered Raw Samples)	Chlorine Residual: Circle "F" for Free, "T" for Total, (mg/L)	Rejection Code (if applicable) - Please Resubmit	Chlorine √ Absent	Chlorine √ Present	Total Coliform Absent	Total Coliform Present	E. Coli Absent	E. Coli Present	Laboratory Sample ID Number
1MG Road 660	✓					9	5	23	1:52 [✓ pm]	☐		1.08 [✓ F]		☒	☐	☒	☐	☒	☐	2311678-01
1159 Road 661	✓					9	5	23	2:02 [✓ pm]	☐		1.25 [✓ F]		☒	☐	☒	☐	☒	☐	02
118 Road 662	✓					9	5	23	2:39 [✓ pm]	☐		1.78 [✓ F]		☒	☐	☒	☐	☒	☐	03
SP 0478			✓			9	5	23	2:55 [✓ pm]	☐		0.0 [✓ F]		☒	☐	☒	☐	☒	☐	04
									am / pm	☐		F / T		☐	☐	☐	☐	☐	☐	
									am / pm	☐		F / T		☐	☐	☐	☐	☐	☐	
									am / pm	☐		F / T		☐	☐	☐	☐	☐	☐	
									am / pm	☐		F / T		☐	☐	☐	☐	☐	☐	
									am / pm	☐		F / T		☐	☐	☐	☐	☐	☐	
									am / pm	☐		F / T		☐	☐	☐	☐	☐	☐	

Form instructions: www.tceq.texas.gov/drinkingwater/microbial/revised-total-coliform-rule
* Special and Construction samples are NOT FOR COMPLIANCE
Lab Rejected Code (LR) - Document Reason

TCEQ Microbial Reporting Form

TCEQ Form 10525
08/2017

North Water District Laboratory Services, Inc. (NWDLS)
130 S. Trade Center Pkwy., Conroe, TX 77385
936-321-6060 lab@nwdls.com

3
23J1420

Test Results must meet all accreditation / certification requirements unless stated otherwise.

Water System Identification & Sample Collection Information (Please type or use block print)

Public Water System ID: (Must be 7 digits, include all zeros) TX 1460187

Public Water System Name: ENCINO ESTATES

County: LIBERTY

Report Results To:

Name: T & W WATER SERVICE COMPANY

Address: PO BOX 2927

City: CONROE

State: TEXAS

Zip Code: 77305-2927

Phone #: 936-756-7400

Other Contact: 866-422-8519

Sampler Name (Print): JORDAN W. DAVIS

Signature:

Operator License #: WG0012850

☐ Owner ☒ Operator Other:

Falsification of this form or tampering with water samples is a crime punishable under state and/or federal law. (Texas Penal Code, Title 8, Chapter 37.10) By signing this form, the sampler acknowledges that samples were collected according to the systems established sample collection procedures, and that all information is accurate.

SHADED AREA FOR LABORATORY USE ONLY

Sample Iced? ☑ Yes ☐ No

Temperature: 3.1 °C

Corrected Temp: 3.1

Relinquished By (Sampler): Jordan Davis — Date / Time: 10-3-23 / 8:09

Received By (Courier, if applicable): — Date / Time:

Relinquished By (Courier): — Date/ Time:

Received By (Lab): Alex — Date / Time: 10.03.23 08:09

Lab Comments: 230067890

Incubation Date & Time — Begin: Date: 10/3/23 Time: 15:36 — End: Date: 10/4/23 Time: 936

Tested By: JKB

Laboratory Approval: — Date: 10/4/23 — Time: 1322

Report to Client By: — Date: 10/4/23 — Time: 1322

Lab Results — Test Method: SM 9223 - Colilert

Sample Identification/Location: Use Specific Address / Location identified in Sample Siting Plan. Raw Wells - Use Source ID for Well Sampled (Example: G1234567A)	Sample Type: (√ one) Routine (Distribution)	Repeat	Raw Well	Special *	Construction *	Collected Date: Month	Day	Year	Time (Please circle AM or PM)	am/pm	Replacement	Sample ID & Date of Originating Sample (All Repeat, Replacement, & Triggered Raw Samples)	Chlorine Residual: Circle "F" for Free, "T" for Total. (mg/L)	F/T	Rejection Code (if applicable) - Please Resubmit	Chlorine √ Absent	Chlorine √ Present	Total Coliform Absent	Total Coliform Present	E. Coli Absent	E. Coli Present	Laboratory Sample ID Number
5 145 Road 660	✓					10	2	23	1:01	pm	☐		1.07	(F)		☒	☐	☒	☐	☒	☐	23J1420-01
6 242 Road 6606	✓					10	2	23	1:12	(pm)	☐		1.03	(F)		☒	☐	☒	☐	☒	☐	23J1420-02
7 234 Road 6618	✓					10	2	23	1:38	(pm)	☐		1.05	(F)		☒	☐	☒	☐	☒	☐	23J1420-03
8 G1460187B			✓			10	2	23	2:07	(pm)	☐		0.0	(F)		☒	☐	☒	☐	☒	☐	23J1420-04
										am/pm	☐			F/T		☐	☐	☐	☐	☐	☐	
										am/pm	☐			F/T		☐	☐	☐	☐	☐	☐	
										am/pm	☐			F/T		☐	☐	☐	☐	☐	☐	
										am/pm	☐			F/T		☐	☐	☐	☐	☐	☐	
										am/pm	☐			F/T		☐	☐	☐	☐	☐	☐	
										am/pm	☐			F/T		☐	☐	☐	☐	☐	☐	

Form instructions: www.tceq.texas.gov/drinkingwater/microbial/revised-total-coliform-rule

* Special and Contruction samples are NOT FOR COMPLIANCE

Lab Rejected Code (LR) - Document Reason:

TCEQ Microbial Reporting Form

TCEQ Form 10525
09/2017

North Water District Laboratory Services, Inc. (NWDLS)
130 S. Trade Center Pkwy., Conroe, TX 77385
936-321-6060 lab@nwdls.com

S

23K1667

T

Test Results must meet all accreditation / certification requirements unless stated otherwise.

Water System Identification & Sample Collection Information (Please type or use block print)

Public Water System ID: (Must be 7 digits; include all zeros)	TX	1460187
Public Water System Name:	ENCINO ESTATES	
County:	LIBERTY	

Report Results To:

Name:	T & W WATER SERVICE COMPANY		
Address:	PO BOX 2927		
City:	CONROE		
State:	TEXAS	Zip Code:	77305-2927
Phone #:	936-756-7400	Other Contact:	866-422-8519

Sampler Name (Print): JORDAN W. DAVIS

Signature: Jordan Davis

Operator License #: WG0012850

☐ Owner ☒ Operator Other:

Falsification of this form or tampering with water samples is a crime punishable under state and/or federal law. (Texas Penal Code, Title 8, Chapter 37.10) By signing this form, the sampler acknowledges that samples were collected according to the systems established sample collection procedures, and that all information is accurate.

SHADED AREA FOR LABORATORY USE ONLY

Sample Iced? ☒ Yes ☐ No	Relinquished By (Sampler): Jordan Davis	Date / Time: 11-2-23 / 1652
Temperature	Received By (Courier, if applicable):	Date / Time:
6.4 °C	Relinquished By (Courier):	Date/ Time:
Corrected Temp 6.4	Received By (Lab): [illegible]	Date / Time: 11 2 23 1652

Lab Comments: 21C556582

Tested By: JKB

Incubation Date & Time		
	Begin	End
Date:	11/2/23	11/3/23
Time:	1743	1143

Laboratory Approval: RLR	Date: 11/03/23	Time: 11:54
Report to Client By: RLR	Date: 11/03/23	Time: 11:54

Lab Results — Test Method: SM 9223 - Colilert

Sample Identification/Location Use Specific Address / Location identified in Sample Siting Plan Raw Wells - Use Source ID for Well Sampled (Example: G1234567A)	Sample Type: (√ one) Routine (Distribution)	Repeat	Raw Well	Special *	Construction *	Collected Date Month	Day	Year	Time Please circle AM or PM	am / pm	Replacement	Sample ID & Date of Originating Sample (All Repeat, Replacement, & Triggered Raw Samples)	Chlorine Residual Circle "F" for Free, "T" for Total. (mg/L)	F / T	Rejection Code (if applicable) - Please Resubmit	Chlorine √ Absent	Chlorine √ Present	Total Coliform Absent	Total Coliform Present	E. Coli Absent	E. Coli Present	Laboratory Sample ID Number
242 [illegible]	√					11	2	23	1:21	am [✓ pm]	☐		1.22	[✓ F] T		☒	☐	☒	☐	☒	☐	23K1667-01
[illegible] 6619	√					11	2	23	[illegible]	am [✓ pm]	☐		.10	[✓ F] T		☒	☐	☒	☐	☒	☐	02
[illegible]	√					11	2	23	[illegible]	am pm	☐		1.69	[✓ F] T		☒	☐	☒	☐	☒	☐	03
[illegible]460187			√			11	2	23	[illegible]	am [✓ pm]	☐		0.0	[✓ F] T		☒	☐	☒	☐	☒	☐	04
										am pm	☐			F T		☐	☐	☐	☐	☐	☐	
										am pm	☐			F T		☐	☐	☐	☐	☐	☐	
										am pm	☐			F T		☐	☐	☐	☐	☐	☐	
										am pm	☐			F T		☐	☐	☐	☐	☐	☐	
										am pm	☐			F T		☐	☐	☐	☐	☐	☐	
										am pm	☐			F T		☐	☐	☐	☐	☐	☐	

Form instructions: www.tceq.texas.gov/drinkingwater/microbial/revised-total-coliform-rule

* *Special and Contruction samples are NOT FOR COMPLIANCE*

Lab Rejected Code (LR) - Document Reason:

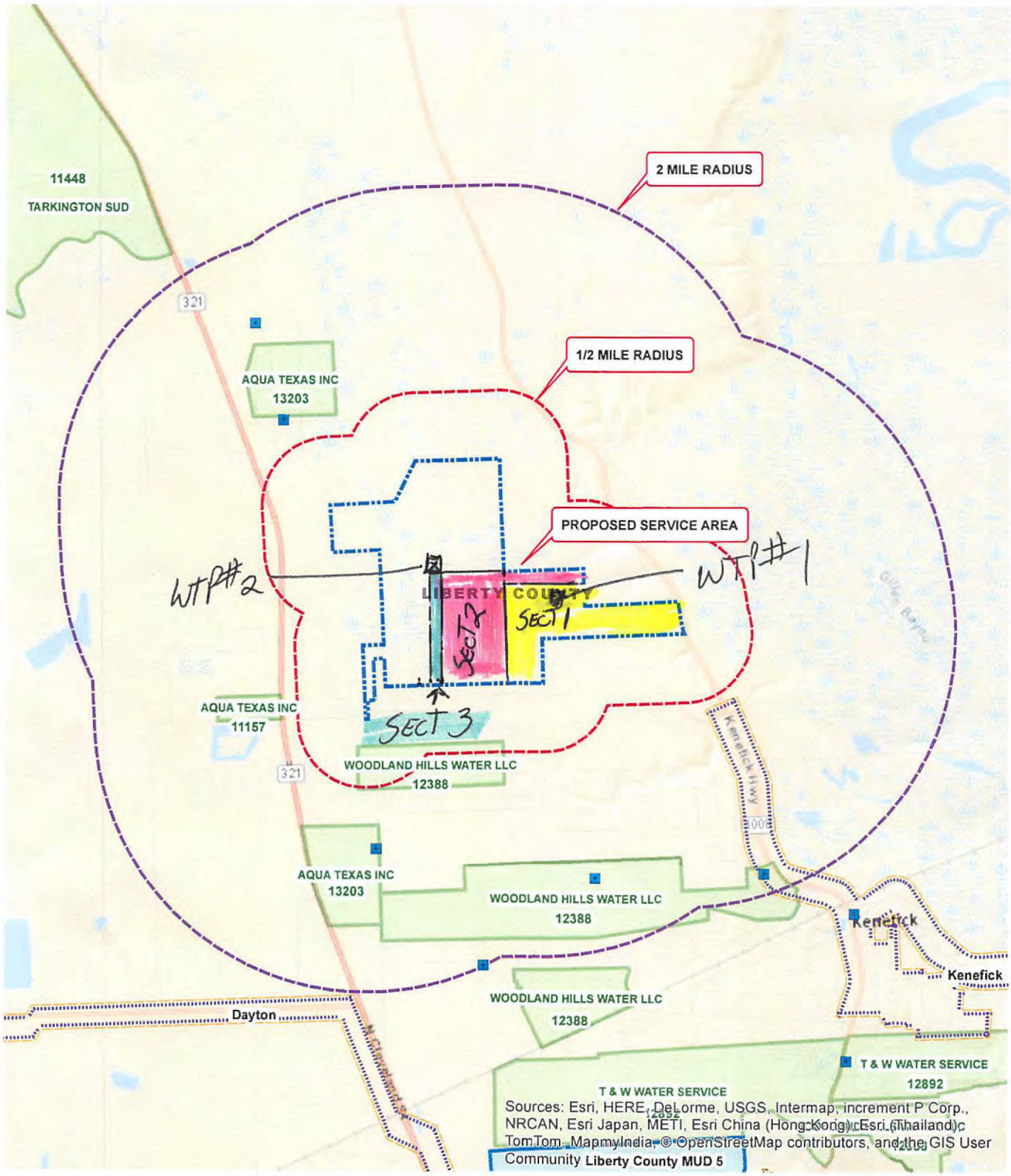

N
W E
S

0 0.25 0.5 1
Miles

ENCINO ESTATES SUBDIVISION
0 FM 1008
DAYTON, TEXAS 77535

WATER ENGINEERS, INC.
Water & Wastewater Treatment Consultants
17230 HUFFMEISTER RD., SUITE A
CYPRESS, TEXAS 77429
TEL: 281-373-0500
FAX: 281-373-1113

LEGEND

- PROPOSED SERVICE AREA
- 1/2 MILE RADIUS
- 2 MILE RADIUS
- Utility Districts
- Water CCN Boundary
- Public Water Wells
- TCEQ Wastewater Outfall Permits

STATE OF TEXAS
COUNTY OF LIBERTY

KNOW ALL MEN BY THESE PRESENTS, That ENCINO ESTATES, LTD., a corporation organized and existing under the laws of the State of Texas, with its home address at 18 AUGUSTA PINES DRIVE, STE 210 C, SPRING, TX 77389, owner of 17.54 acres of land out of the INTERNATIONAL & GREAT NORTHERN RAILROAD COMPANY SURVEY No. 10, ABSTRACT No. 284 & THE RICHARD GREEN SURVEY, ABSTRACT No. 197, LIBERTY COUNTY, TEXAS as conveyed by deed recorded in LIBERTY COUNTY CLERK'S FILE No. 2020039463 & No. 2020039464, does hereby subdivide 17.54 ACRES of land out of the INTERNATIONAL & GREAT NORTHERN RAILROAD COMPANY SURVEY No. 10, ABSTRACT No. 284 & the RICHARD GREEN SURVEY, ABSTRACT No. 197, LIBERTY COUNTY, TEXAS in accordance with the plat shown hereon, subject to any and all easements or restrictions heretofore granted and do hereby dedicate to the public the streets and easements shown hereon.

IN WITNESS WHEREOF the said ENCINO ESTATES, LTD. has caused these presents to be executed by its PRESIDENT, DENNIS J. WILKERSON, thereunto duly authorized.

____
DENNIS J. WILKERSON

STATE OF TEXAS
COUNTY OF LIBERTY

Before me, the undersigned authority, on this day personally appeared DENNIS J. WILKERSON, known to me to be the person whose name is subscribed to the foregoing instrument as PRESIDENT OF ENCINO ESTATES, LTD. and acknowledged to me that he executed the same in such capacity as the act and deed of said corporation for the purposes and considerations therein stated.

GIVEN UNDER MY HAND AND SEAL OF OFFICE, THIS THE ____ DAY OF __________, 2020

____
Notary Public in and for
Liberty County, Texas

STATE OF TEXAS
COUNTY OF LIBERTY

I, Lee Haidusek Chambers, County Clerk of Liberty County, Texas, do hereby certify that on the ____ day of __________, A.D. 2020, the Commissioners Court of Liberty County, Texas passed an order authorizing the filing for record of this plat, and said order has been duly entered in the minutes of the said Court under County Clerk's File No. __________

WITNESS MY HAND AND SEAL OF OFFICE this the ____ day of __________, A.D. 2020

____
Lee Haidusek Chambers
County Clerk
Liberty County, Texas

STATE OF TEXAS
COUNTY OF LIBERTY

I, Lee Haidusek Chambers, County Clerk of Liberty County, Texas, do hereby certify that the foregoing instrument of writing with its certificate of authentication was filed for record in my office on the ________ day of __________, 2020 at ______ o'clock ___m., and duly recorded on the ____ day of ______, 2020, at ____ o'clock ___m., in the Plat Records of Liberty County, Texas, under County Clerk's File No.

____

____
Lee Haidusek Chambers
County Clerk
Liberty County, Texas

I, Louis W. Bergman, IV, a Texas Registered Professional Land Surveyor certify that this plat has been in accordance with Subdivision Regulations of Liberty County

PRELIMINARY, THIS DOCUMENT SHALL NOT BE RECORDED FOR ANY PURPOSE AND SHALL NOT BE USED OR VIEWED OR RELIED UPON AS A FINAL SURVEY DOCUMENT

____
Louis W. Bergman, IV
R.P.L.S. No. 5615

APPROVED FOR FILING, whereas Liberty County assumes no obligation for grading drainage structures or surfacing the streets or roads or making any other improvements in the said subdivision.

____
Jay H. Knight
County Judge

____
Bruce Karbowski
Commissioner, Precinct No. 1

____
James Reeves
Commissioner, Precinct No. 3

____
Greg Arthur
Commissioner, Precinct No. 2

____
Leon Wilson
Commissioner, Precinct No. 4

DEVELOPMENT REGULATION NOTE
NO CONSTRUCTION OR OTHER DEVELOPMENT WITHIN THIS SUBDIVISION MAY BEGIN UNTIL ALL LIBERTY COUNTY DEVELOPMENT REQUIREMENTS HAVE BEEN MET. SUBDIVISION IS RESTRICTED TO ONE SINGLE FAMILY RESIDENCE ONLY, AND SHALL BE A MINIMUM OF 1,120 SQ. FT. ALL RESIDENCES SHALL BE A MINIMUM OF 2' ABOVE THE CENTERLINE OF EXISTING COUNTY ROAD

SCHOOL DISTRICT PLAT NOTE
THIS SUBDIVISION LIES WITHIN THE BOUNDARIES OF THE DAYTON INDEPENDENT SCHOOL DISTRICT

UTILITY NOTES
1) SANITARY SEWER SERVICE WILL BE PROVIDED BY INDIVIDUAL ON-SITE AEROBIC SEWAGE FACILITIES.
2) ELECTRIC UTILITY SERVICE WILL BE PROVIDED BY SHECO.
3) TELEPHONE UTILITY SERVICE WILL BE PROVIDED BY AT&T
4) WATER WILL BE PROVIDED BY T & W WATER, A STATE APPROVED COMMUNITY WATER SYSTEM
5) NATURAL GAS UTILITY SERVICE IS NOT AVAILABLE

SEWAGE DISPOSAL NOTE
NO STRUCTURE IN THIS SUBDIVISION SHALL BE OCCUPIED UNTIL CONNECTED TO INDIVIDUAL ON-SITE AEROBIC SEWAGE FACILITY, WHICH HAS BEEN APPROVED AND PERMITTED BY LIBERTY COUNTY

DRAINAGE EASEMENT NOTE
ALL DRAINAGE EASEMENTS SHOWN HEREON SHALL BE KEPT CLEAR OF FENCES, BUILDINGS, PLANTINGS AND OTHER OBSTRUCTIONS TO THE OPERATION AND MAINTENANCE OF THE DRAINAGE FACILITIES

INDIVIDUAL WATER SUPPLY NOTE
NO STRUCTURE IN THIS SUBDIVISION SHALL BE OCCUPIED UNTIL CONNECTED TO A STATE APPROVED COMMUNITY WATER SYSTEM

MUNICIPAL CITY NOTE
NO PORTION OF THIS SUBDIVISION LIES WITHIN THE BOUNDARIES OF ANY MUNICIPALITY'S CORPORATE CITY LIMITS, OR AREA OF EXTRA TERRITORIAL JURISDICTION

ON-SITE SEWAGE FACILITIES NOTE
ALL LOTS HAVE BEEN DESIGNED IN COMPLIANCE WITH THE RULES OF LIBERTY COUNTY FOR ON-SITE SEWAGE FACILITIES, TOGETHER WITH A FACILITY PLANNING REPORT FOR ON-SITE SEWAGE AS PROVIDED FOR IN CHAPTER 366 IN THE TEXAS HEALTH AND SAFETY CODE.

SHEET 1 OF 2
18-131

GENERAL NOTES
1) BEARING STRUCTURE & COORDINATES BASED ON STATE PLANE COORDINATE SYSTEM, NAD 83, TEXAS CENTRAL ZONE
2) D.R.L.C.T. INDICATES DEED RECORDS LIBERTY COUNTY, TEXAS
3) O.P.R.L.C.T. INDICATES OFFICIAL PUBLIC RECORDS LIBERTY COUNTY, TEXAS
4) L.C.C.F. INDICATES LIBERTY COUNTY CLERK'S FILE
5) U.E. INDICATES UTILITY EASEMENT
6) D.E. INDICATES DRAINAGE EASEMENT
7) B.L. INDICATES BUILDING LINE
8) SET 5/8" IRON ROD WITH CAP STAMPED "RPLS 5615" AT ALL CORNERS UNLESS OTHERWISE NOTED
9) PROPERTY DOES NOT APPEAR TO BE SUBJECT TO SECURITY OIL COMPANY PIPELINE R.O.W. & EASEMENT PER VOL. [illegible], PG. [illegible] D.R.L.C.T. BASED ON LANDMAN'S AFFIDAVIT PER L.C.C.F. No. [illegible]
10) NO PORTION OF THIS SUBDIVISION LIES WITHIN THE BOUNDARIES OF THE 100 YEAR FLOOD PLAIN AS DELINEATED ON THE FEMA FLOOD INSURANCE RATE MAP FOR LIBERTY COUNTY COMMUNITY PANEL NO. 48291C[illegible], DATED [illegible]
11) THERE IS A [illegible] BUILDING LINE LOCATED ALONG ALL SIDE LOT LINES UNLESS OTHERWISE SHOWN OR NOTED
12) THERE IS A 20' BUILDING LINE, UTILITY EASEMENT, DRAINAGE EASEMENT AND MULTIPURPOSE EASEMENT LOCATED ALONG ALL FRONT LOT LINES UNLESS OTHERWISE SHOWN OR NOTED
13) THERE IS A 10' BUILDING LINE LOCATED ALONG THE REAR OF ALL LOT LINES UNLESS OTHERWISE SHOWN OR NOTED

ENGINEER'S CERTIFICATION
STREET LOCATIONS AND DIMENSIONS AS SET FORTH AND LAID OUT ON THIS FINAL PLAT ARE IN ACCORDANCE WITH LIBERTY COUNTY'S RULES

____
TEXAS PROFESSIONAL ENGINEER

T&W WATER, AN APPROVED PUBLIC WATER SUPPLY SYSTEM HAS ADEQUATE QUANTITY TO SUPPLY THE SUBDIVISION AND PROVISIONS HAVE BEEN MADE TO PROVIDE SERVICE TO EACH LOT IN ACCORDANCE WITH THE POLICIES OF THE WATER SYSTEM

____
WATER SUPPLY REPRESENTATIVE

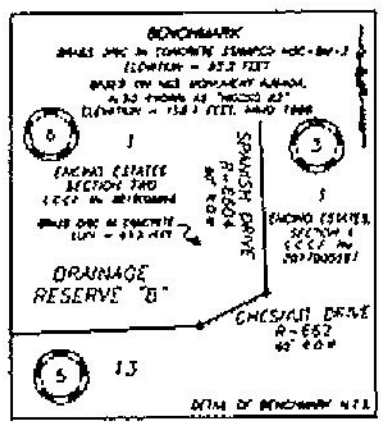

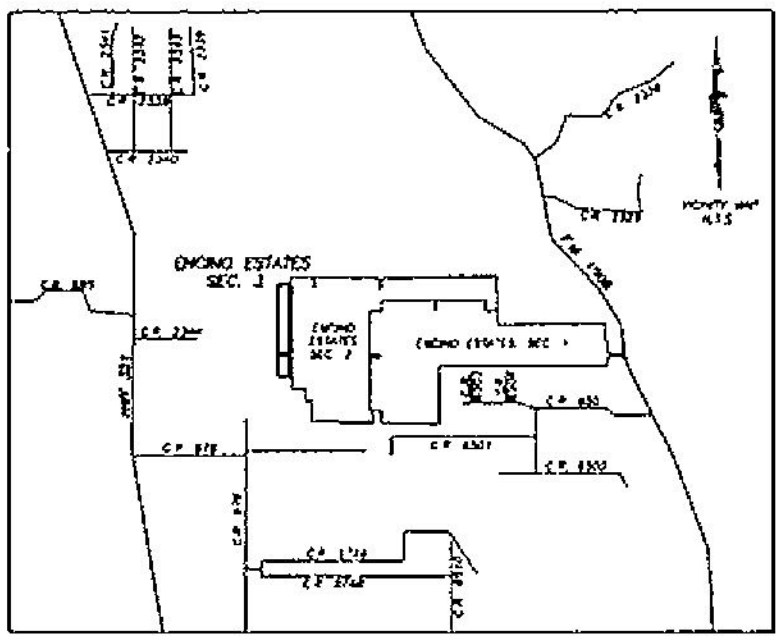

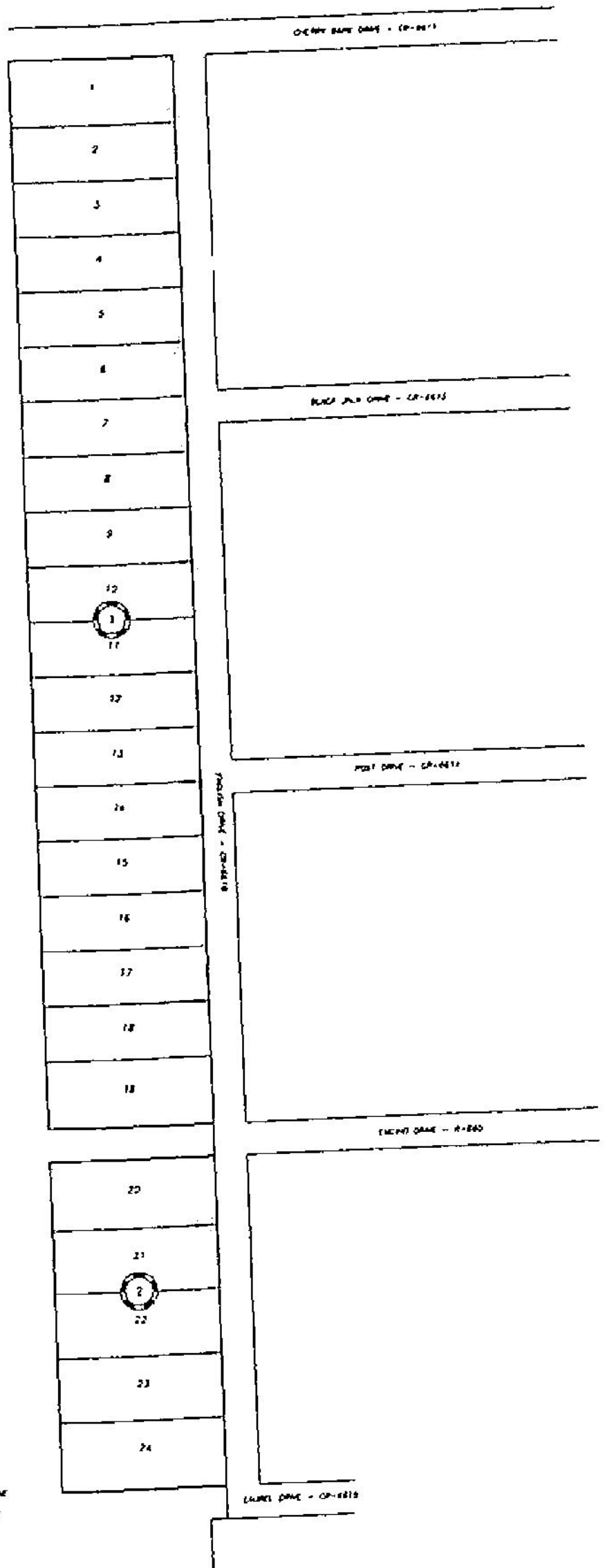

ENCINO ESTATES
SECTION THREE

A SUBDIVISION OF 17.54 ACRES, AND BEING ALL OF
A 13.41 ACRE TRACT, AND A 1.84 ACRE TRACT AS
RECORDED IN LIBERTY COUNTY CLERK'S FILE
No. 2020039463, AND ALL OF A 2.29 ACRE TRACT AS
RECORDED IN LIBERTY COUNTY CLERK'S FILE No. 2020039464
& BEING SITUATED IN THE INTERNATIONAL & GREAT NORTHERN
RAILROAD COMPANY SURVEY No. 10, ABSTRACT No. 284 AND
THE RICHARD GREEN SURVEY, ABSTRACT No. 197,
LIBERTY COUNTY, TEXAS.

NOVEMBER, 2020

24 LOTS 2 BLOCKS

HUMBLE SURVEYING COMPANY

SURVEYOR.
HUMBLE SURVEYING COMPANY
709 S. WASHINGTON AVE SUITE B
CLEVELAND, TEXAS 77327

OWNER
ENCINO ESTATES, LTD.
18 AUGUSTA PINES DRIVE, STE 210 C
SPRING, TX 77389

Encino Estates Sec 4

Encino
Sec 6

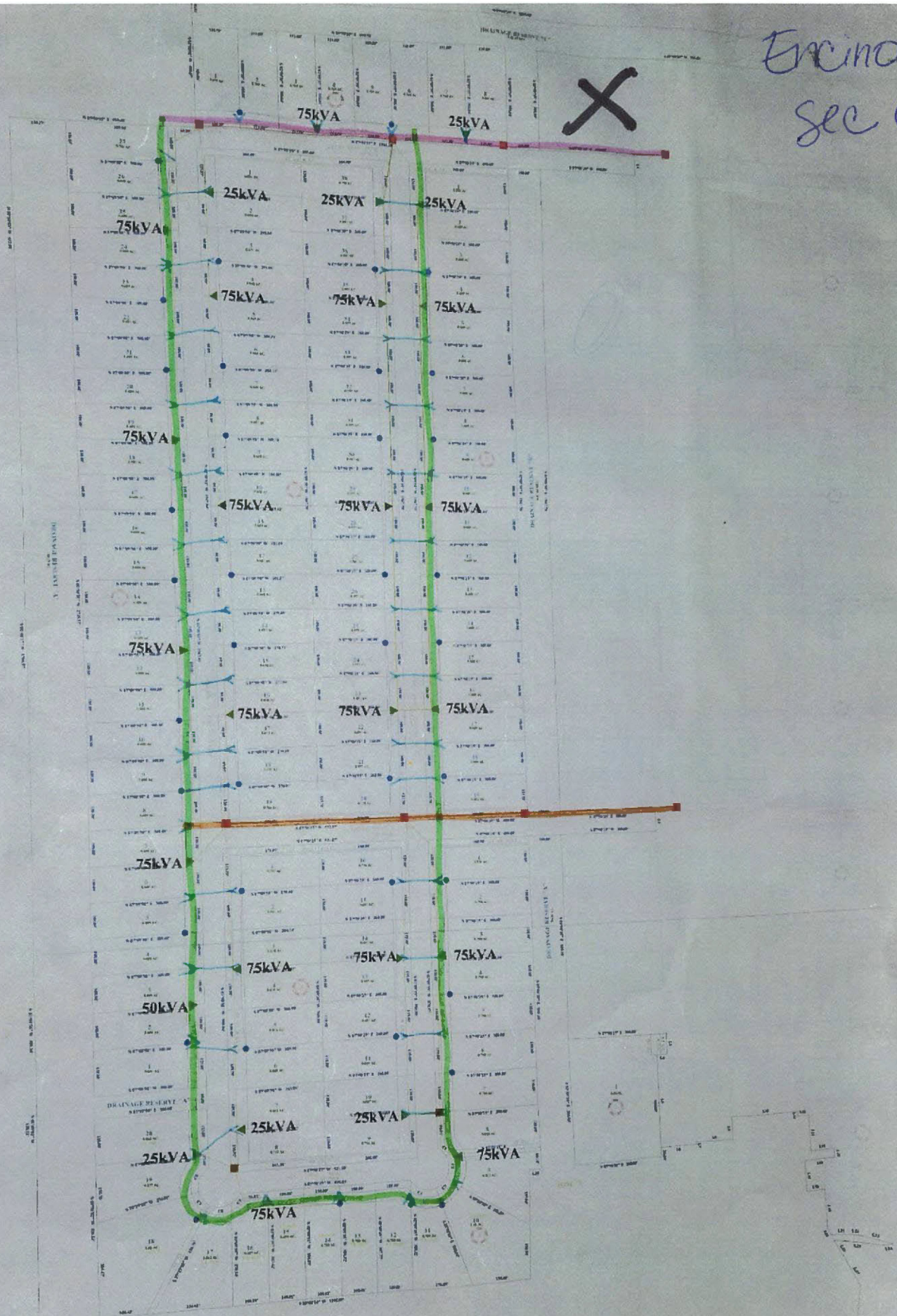

Taps
62 Double 1.5" 26 boxes, 36 singles
4 Single 1" 2 boxes, 2 singles

T&W 001184

Facility	Day	FlushTotalMinutes			
ENCINO Road 662 and 6600	09/11/2023	215			
ENCIN Road 660 and 6602	09/12/2023	89			
ENCIN DE Cul de sac Road 6609	09/15/2023	122			
ENCIN DE 1219 Road 660	09/15/2023	71			
ENCIN DE Enter Road 660	09/15/2023	18			
SEC 5 DE Road 6604 cul de sac	09/18/2023	31			
SEC 5 DE Road 6618 cul de sac	09/18/2023	103			
SEC 5 DE Road 6619 cul de sac	09/19/2023	60			
SEC 5 DE Road 66122	09/19/2023	34			
FP 968 Road 66111	09/19/2023	56			
ENCIN Road 6607 and 6604	09/19/2023	110			
ENCIN Road 6607 and 6604	09/21/2023	122			
218 Road 6615	09/22/2023	55			
ENCIN DE Corner Road 6618 and 6615	09/22/2023	133			
SEC 6 Corner Road 66111 and 66124 8	09/22/2023	37			
SEC 6 LEFT Road 66124	09/25/2023	30			
SEC 6 RIGHT Road 66124	09/25/2023	74			
Max		215			
Min		18			
Avg		80			
Sum		1360			
Count		17			

Facility	Day	FlushTotalMinutes			
ENCINO Road 662 and 6600	10/20/2023	228			
SEC 5 DE Road 6604 cul de sac	10/20/2023	103			
ENCIN DE Cul de sac Road 6609	10/23/2023	117			
ENCIN Road 660 and 6602	10/24/2023	105			
ENCIN DE 1219 Road 660	10/24/2023	85			
ENCIN DE Enter Road 660	10/24/2023	20			
ENCIN Road 6607 and 6604	10/25/2023	109			
ENCIN Road 6607 and 6604	10/25/2023	66			
SEC 5 DE Road 6619 cul de sac	10/25/2023	45			
SEC 5 DE Road 6618 cul de sac	10/25/2023	41			
SEC 5 DE Road 66122	10/26/2023	38			
218 Road 6615	10/26/2023	61			
ENCIN DE Corner Road 6618 and 6615	10/26/2023	151			
ENCIN DE Corner Road 6618 and 6615	10/27/2023	113			
FP 968 Road 66111	10/27/2023	54			
SEC 6 Corner Road 66111 and 66124 8	10/27/2023	37			
SEC 6 RIGHT Road 66124	10/30/2023	98			
SEC 6 LEFT Road 66124	10/30/2023	64			
Max		228			
Min		20			
Avg		85			
Sum		1535			
Count		18			

Facility	Day	FlushTotalMinutes			
ENCINO Road 662 and 6600	11/14/2023	314			
ENCIN Road 660 and 6602	11/14/2023	92			
ENCIN DE Cul de sac Road 6609	11/16/2023	110			
ENCIN DE 1219 Road 660	11/16/2023	126			
SEC 5 DE Road 6604 cul de sac	11/17/2023	104			
SEC 5 DE Road 6619 cul de sac	11/17/2023	59			
SEC 5 DE Road 6618 cul de sac	11/17/2023	56			
ENCIN DE Enter Road 660	11/20/2023	90			
SEC 5 DE Road 66122	11/21/2023	82			
ENCIN Road 6607 and 6604	11/21/2023	88			
ENCIN Road 6607 and 6604	11/27/2023	197			
218 Road 6615	11/28/2023	68			
FP 968 Road 66111	11/28/2023	69			
ENCIN DE Corner Road 6618 and 6615	11/28/2023	227			
SEC 6 Corner Road 66111 and 66124 8	11/29/2023	34			
SEC 6 LEFT Road 66124	11/29/2023	120			
SEC 6 RIGHT Road 66124	11/29/2023	54			
Max		314			
Min		34			
Avg		111			
Sum		1890			
Count		17			

Disinfectant Residual Worksheet for MRDL Calculation
Groundwater or Purchased Water PWSs

System Name: Encino Estates **PWS ID:** 1460187
Month: September **Year:** 2023

Date	Time	Sample Site	Residual	Less than MIN?
1	2:30 PM	SP3 464 ROAD 6609 - Free	0.89	No
2	11:50 AM	SP4 145 ROAD 660 - Free	0.83	No
3	3:49 PM	SP5 242 Road 6606 - Free	0.82	No
4	10:19 AM	SP1 239 ROAD 6618 - Free	1.32	No
5	2:39 PM	SP2 468 ROAD 662 - Free	1.78	No
6	11:38 AM	SP3 464 ROAD 6609 - Free	0.98	No
7	8:26 AM	SP4 145 ROAD 660 - Free	0.97	No
8	11:24 AM	SP5 242 Road 6606 - Free	0.66	No
9	12:14 PM	SP1 239 ROAD 6618 - Free	0.97	No
10	11:35 AM	SP2 468 ROAD 662 - Free	0.94	No
11	4:23 PM	SP3 464 ROAD 6609 - Free	0.75	No
12	2:58 PM	SP4 145 ROAD 660 - Free	0.83	No
13	11:41 AM	SP5 242 Road 6606 - Free	0.54	No
14	11:36 AM	SP1 239 ROAD 6618 - Free	0.62	No
15	1:27 PM	SP2 468 ROAD 662 - Free	1.89	No
16	10:02 AM	SP3 464 ROAD 6609 - Free	0.79	No
17	11:23 AM	SP4 145 ROAD 660 - Free	1.06	No
18	1:53 PM	SP5 242 Road 6606 - Free	0.86	No
19	11:51 AM	SP1 239 ROAD 6618 - Free	0.76	No
20	2:46 PM	SP2 468 ROAD 662 - Free	1.59	No
21	2:11 PM	SP3 464 ROAD 6609 - Free	1.3	No
22	2:38 PM	SP4 145 ROAD 660 - Free	1.26	No
23	12:15 PM	SP5 242 Road 6606 - Free	1.36	No
24	1:35 PM	SP1 239 ROAD 6618 - Free	1.11	No
25	3:52 PM	SP2 468 ROAD 662 - Free	1.52	No
26	4:18 PM	SP3 464 ROAD 6609 - Free	0.92	No
27	12:16 PM	SP4 145 ROAD 660 - Free	1.08	No
28	3:54 PM	SP5 242 Road 6606 - Free	1.03	No
29	12:40 PM	SP1 239 ROAD 6618 - Free	0.84	No
30	11:07 AM	SP2 468 ROAD 662 - Free	1.21	No

Monthly Summary

Samples	Average	Highest Reading	Lowest Readings	# Below MIN	# with No Residual
30	1.05	1.89	0.54	0	0

Disinfectant Residual Worksheet for MRDL Calculation
Groundwater or Purchased Water PWSs

System Name: Encino Estates **PWS ID:** 1460187
Month: October **Year:** 2023

Date	Time	Sample Site	Residual	Less than MIN?
1	10:28 AM	SP3 464 ROAD 6609 - Free	1.03	No
2	1:03 PM	SP4 145 ROAD 660 - Free	1.07	No
3	11:12 AM	SP5 242 Road 6606 - Free	0.98	No
4	12:11 PM	SP1 239 ROAD 6618 - Free	0.65	No
5	12:12 PM	SP2 468 ROAD 662 - Free	0.91	No
6	3:16 PM	SP3 464 ROAD 6609 - Free	0.95	No
7	2:49 PM	SP4 145 ROAD 660 - Free	1.02	No
8	10:32 AM	SP5 242 Road 6606 - Free	0.87	No
9	9:37 AM	SP1 239 ROAD 6618 - Free	0.9	No
10	10:35 AM	SP2 468 ROAD 662 - Free	0.84	No
11	10:42 AM	SP3 464 ROAD 6609 - Free	0.78	No
12	10:47 AM	SP4 145 ROAD 660 - Free	0.5	No
13	9:59 AM	SP5 242 Road 6606 - Free	0.82	No
14	1:42 PM	SP1 239 ROAD 6618 - Free	0.9	No
15	12:34 PM	SP2 468 ROAD 662 - Free	1.23	No
16	12:50 PM	SP3 464 ROAD 6609 - Free	0.82	No
17	1:55 PM	SP4 145 ROAD 660 - Free	1.14	No
18	10:24 AM	SP5 242 Road 6606 - Free	0.7	No
19	10:16 AM	SP1 239 ROAD 6618 - Free	0.7	No
20	11:02 AM	SP2 468 ROAD 662 - Free	1.3	No
21	9:03 AM	SP3 464 ROAD 6609 - Free	0.83	No
22	8:57 AM	SP4 145 ROAD 660 - Free	0.84	No
23	3:25 PM	SP5 242 Road 6606 - Free	1.04	No
24	2:09 PM	SP1 239 ROAD 6618 - Free	0.99	No
25	10:17 AM	SP2 468 ROAD 662 - Free	1.39	No
26	11:49 AM	SP3 464 ROAD 6609 - Free	0.86	No
27	3:42 PM	SP4 145 ROAD 660 - Free	1.09	No
28	10:48 AM	SP5 242 Road 6606 - Free	1.52	No
29	11:28 AM	SP1 239 ROAD 6618 - Free	0.87	No
30	2:46 PM	SP2 468 ROAD 662 - Free	1.79	No
31	11:09 AM	SP3 464 ROAD 6609 - Free	0.99	No

Monthly Summary

Samples	Average	Highest Reading	Lowest Readings	# Below MIN	# with No Residual
31	0.98	1.79	0.5	0	0

Disinfectant Residual Worksheet for MRDL Calculation
Groundwater or Purchased Water PWSs

System Name: Encino Estates **PWS ID:** 1460187
Month: November **Year:** 2023

Date	Time	Sample Site	Residual	Less than MIN?
1	11:20 AM	SP4 145 ROAD 660 - Free	1.27	No
2	3:01 PM	SP5 242 Road 6606 - Free	1.22	No
3	12:24 PM	SP1 239 ROAD 6618 - Free	0.84	No
4	12:00 PM	SP2 468 ROAD 662 - Free	0.7	No
5	9:52 AM	SP3 464 ROAD 6609 - Free	0.7	No
6	12:58 PM	SP4 145 ROAD 660 - Free	1.18	No
7	10:50 AM	SP5 242 Road 6606 - Free	1.31	No
8	10:10 AM	SP1 239 ROAD 6618 - Free	1.21	No
9	10:07 AM	SP2 468 ROAD 662 - Free	2.81	No
10	10:29 AM	SP3 464 ROAD 6609 - Free	1.06	No
11	9:16 AM	SP4 145 ROAD 660 - Free	1.03	No
12	10:34 AM	SP5 242 Road 6606 - Free	1.02	No
13	12:31 PM	SP1 239 ROAD 6618 - Free	1	No
14	2:16 PM	SP2 468 ROAD 662 - Free	1.72	No
15	3:21 PM	SP3 464 ROAD 6609 - Free	0.78	No
16	3:54 PM	SP4 145 ROAD 660 - Free	1.08	No
17	1:01 PM	SP5 242 Road 6606 - Free	1.08	No
18	12:36 PM	SP1 239 ROAD 6618 - Free	1.07	No
19	12:36 PM	SP2 468 ROAD 662 - Free	1.72	No
20	3:12 PM	SP3 464 ROAD 6609 - Free	0.76	No
21	4:05 PM	SP4 145 ROAD 660 - Free	1.08	No
22	12:14 PM	SP5 242 Road 6606 - Free	0.92	No
23	12:15 PM	SP1 239 ROAD 6618 - Free	0.94	No
24	10:21 AM	SP2 468 ROAD 662 - Free	0.97	No
25	1:02 PM	SP3 464 ROAD 6609 - Free	0.85	No
26	10:22 AM	SP4 145 ROAD 660 - Free	0.84	No
27	4:11 PM	SP5 242 Road 6606 - Free	0.96	No
28	5:08 PM	SP1 239 ROAD 6618 - Free	0.86	No
29	3:09 PM	SP2 468 ROAD 662 - Free	1.57	No
30	1:38 PM	SP3 464 ROAD 6609 - Free	0.76	No

Monthly Summary

Samples	Average	Highest Reading	Lowest Readings	# Below MIN	# with No Residual
30	1.11	2.81	0.7	0	0

Logsheet for ENCIN WTP#1

Name	Date	Time	Well #1 Flow	Well #1 Pumpage	Well #2 Flow	Well #2 Pumpage	BP #1 Status	BP #2 Status	BP #3 Status	Sys PSI	HPT #1 % Air	GST #1 lvl	CL2 Res	Bleach lvl Inch	Bleach Inches Used	PO4 lvl Inch	PO4 Inches	Well #1 GPM	Well #2 GPM
Kevin Maloney	09/01/2023	2:30 PM	88032	250	3283	151	Standby_Auto	Standby_Auto	Standby_Auto	69	50	20.8	0.94	35	2.5	16	2.5		
Jordan Davis	09/02/2023	11:57 AM	88264	232	3283	0	Standby_Auto	Standby_Auto	Standby_Auto	66	50	20.8	0.9	35	0	16	0		
Jordan Davis	09/03/2023	2:48 PM	88555	291	3262	39	Standby_Auto	Standby_Auto	Standby_Auto	65	50	19.6	1.18	59	2.5	45	3		
Harry Bradford	09/04/2023	10:15 AM	88778	223	3305	43	Standby_Auto	Standby_Auto	Standby_Auto	59	50	20.8	1.09	56.75	2.25	42.75	2.25		
Jordan Davis	09/05/2023	2:41 PM	89021	243	3305	0	Standby_Auto	Standby_Auto	Standby_Auto	67	50	20.8	1.25	54.75	2	40.5	2.25		
Jordan Davis	09/06/2023	11:29 AM	89220	199	3336	31	Standby_Auto	Standby_Auto	Standby_Auto	68	50	19.6	1.17	53	1.75	38.25	2.25		
Jordan Davis	09/07/2023	9:07 AM	89432	212	3380	44	Standby_Auto	Standby_Auto	Standby_Auto	70	50	19.6	1.19	51	2	36	2.25	242	242
Jordan Davis	09/08/2023	12:22 PM	89685	253	3422	42	Standby_Auto	Standby_Auto	Standby_Auto	68	50	20.7	1.17	48.75	2.25	33	3		
Harry Bradford	09/09/2023	12:14 PM	89876	191	3422	0	Standby_Auto	Standby_Auto	Standby_Auto	68	50	19.6	1.07	47.25	1.5	31.25	1.75		
Harry Bradford	09/10/2023	11:32 AM	90121	245	3422	0	Standby_Auto	Standby_Auto	Standby_Auto	66	50	19.6	0.83	45.25	2	29	2.25		
Jordan Davis	09/11/2023	1:22 PM	90391	270	3453	31	Standby_Auto	Standby_Auto	Standby_Auto	57	50	19.6	1.01	43	2.25	26.5	2.5		
Jordan Davis	09/12/2023	2:45 PM	90626	235	3521	68	Standby_Auto	Standby_Auto	Standby_Auto	62	50	19.6	0.99	40.25	2.75	23.5	3		
Kevin Maloney	09/13/2023	10:30 AM	90831	205	3547	26	Standby_Auto	Standby_Auto	Standby_Auto	64	50	19.6	0.9	38.5	1.75	21.5	2		
Kevin Maloney	09/14/2023	11:03 AM	90997	166	3547	0	Standby_Auto	Standby_Auto	Standby_Auto	69	50	19.6	0.87	37.25	1.25	19.5	2		
Jordan Davis	09/15/2023	1:20 PM	91159	162	3547	0	Standby_Auto	Standby_Auto	Standby_Auto	54	50	19.6	1.01	36	1.25	18	1.5		
Harry Bradford	09/16/2023	9:57 AM	91280	121	3564	17	Standby_Auto	Standby_Auto	Standby_Auto	65	50	19.6	0.97	34.75	1.25	16.75	1.25		
Harry Bradford	09/17/2023	11:20 AM	91417	137	3564	0	Standby_Auto	Standby_Auto	Standby_Auto	67	50	19.6	0.96	33.75	1	15.5	1.25		
Jordan Davis	09/18/2023	2:02 PM	91587	170	3564	0	Standby_Auto	Standby_Auto	Standby_Auto	64	50	18.4	0.99	33.75	0	15.5	0		
Jordan Davis	09/19/2023	11:28 AM	91749	162	3602	38	Standby_Auto	Standby_Auto	Standby_Auto	67	50	17.3	1.16	59	1.5	32.5	2		
Jordan Davis	09/20/2023	2:50 PM	91988	239	3619	17	Standby_Auto	Standby_Auto	Standby_Auto	67	50	18.4	1.24	57	2	29.5	3		
Jordan Davis	09/21/2023	2:18 PM	92140	152	3621	2	Standby_Auto	Standby_Auto	Standby_Auto	56	50	18.4	1.23	56	1	28	1.5		
Jordan Davis	09/22/2023	1:16 PM	92325	185	3650	29	Standby_Auto	Standby_Auto	Standby_Auto	59	50	17.3	1.19	54	2	26	2		
Harry Bradford	09/23/2023	12:12 PM	92525	200	3709	59	Standby_Auto	Standby_Auto	Standby_Auto	67	50	20.7	1.1	52	2	23.75	2.25		
Harry Bradford	09/24/2023	1:30 PM	92724	199	3709	0	Standby_Auto	Standby_Auto	Standby_Auto	68	50	18.5	1.09	50.5	1.5	21.75	2		
Jordan Davis	09/25/2023	3:25 PM	92913	189	3709	0	Standby_Auto	Standby_Auto	Standby_Auto	61	50	17.3	1.17	49	1.5	19.5	2.25		
Kevin Maloney	09/26/2023	4:18 PM	93029	116	3732	23	Standby_Auto	Standby_Auto	Standby_Auto	67	50	19.6	1.04	48	1	18.5	1		
Jordan Davis	09/27/2023	2:05 PM	93186	157	3732	0	Standby_Auto	Standby_Auto	Standby_Auto	68	50	19.6	1.19	46.5	1.5	17	1.5	243	241
Jordan Davis	09/28/2023	3:55 PM	93321	135	3736	4	Standby_Auto	Standby_Auto	Standby_Auto	64	50	20.8	1.04	45.5	1	15.75	1.25		
Jordan Davis	09/29/2023	1:28 PM	93507	186	3736	0	Standby_Auto	Standby_Auto	Standby_Auto	67	50	20.8	1.12	45.5	0	15.75	0		
Harry Bradford	09/30/2023	11:03 AM	93655	148	3737	1	Standby_Auto	Standby_Auto	Standby_Auto	68	50	19.6	1.13	60	1.5	45	1.5		
Max			93655.00	291.00	3737.00	151.00	0.00	0.00	0.00	70.00	50.00	20.80	1.25	60.00	2.75	45.00	3.00	243.00	242.00
Min			88032.00	116.00	3262.00	0.00	0.00	0.00	0.00	54.00	50.00	17.30	0.83	33.75	0.00	15.50	0.00	242.00	241.00
Avg			91077.80	195.77	3533.97	22.17	#DIV/0!	#DIV/0!	#DIV/0!	64.90	50.00	19.53	1.07	46.87	1.56	25.92	1.84	242.50	241.50
Sum			2732334.00	5873.00	106019.00	665.00	0.00	0.00	0.00	1947.00	1500.00	585.80	32.19	1406.00	46.75	777.50	55.25	485.00	483.00
Count			30.00	30.00	30.00	30.00	0.00	0.00	0.00	30.00	30.00	30.00	30.00	30.00	30.00	30.00	30.00	2.00	2.00

Logsheet for ENCIN WTP#1

Name	Date	Time	Well #1 Flow	Well #1 Pumpage	Well #2 Flow	Well #2 Pumpage	BP #1 Status	BP #2 Status	BP #3 Status	Sys PSI	HPT #1 % Air	GST #1 lvl	CL2 Res	Bleach lvl Inch	Bleach Inches Used	PO4 lvl Inch	PO4 Inches	Well #1 GPM	Well #2 GPM
Harry Bradford	10/01/2023	10:34 AM	93839	184	3737	0	Standby_Auto	Standby_Auto	Standby_Auto	68	50	19.6	1.17	59	1	44	1		
Jordan Davis	10/02/2023	1:52 PM	94077	238	3737	0	Standby_Auto	Standby_Auto	Standby_Auto	66	50	19.6	1.19	57	2	41.5	2.5		
Jordan Davis	10/03/2023	11:46 AM	94225	148	3739	2	Standby_Auto	Standby_Auto	Standby_Auto	66	50	19.6	1.12	56	1	40	1.5		
Kevin Maloney	10/04/2023	11:57 AM	94328	103	3741	2	Standby_Auto	Standby_Auto	Standby_Auto	69	50	19.6	1	55	1	39.5	0.5		
Kevin Maloney	10/05/2023	12:06 PM	94417	89	3741	0	Standby_Auto	Standby_Auto	Standby_Auto	65	50	20.7	0.82	54.25	0.75	39	0.5		
Jordan Davis	10/06/2023	4:19 PM	94534	117	3742	1	Standby_Auto	Standby_Auto	Standby_Auto	65	50	19.6	1.01	53	1.25	38.5	0.5	243	241
Niceforo Ayala	10/07/2023	2:39 PM	94631	97	3743	1	Standby_Auto	Standby_Auto	Standby_Auto	69	50	21	1.03	52.5	0.5	37.25	1.25		
Niceforo Ayala	10/08/2023	10:18 AM	94726	95	3743	0	Standby_Auto	Standby_Auto	Standby_Auto	65	50	21	1.01	51.5	1	36.75	0.5		
Niceforo Ayala	10/09/2023	9:26 AM	94855	129	3743	0	Standby_Auto	Standby_Auto	Standby_Auto	70	50	20	1.11	50.5	1	36	0.75		
Kevin Maloney	10/10/2023	10:29 AM	94977	122	3743	0	Standby_Auto	Standby_Auto	Standby_Auto	63	50	20.8	0.7	49.5	1	35	1		
Kevin Maloney	10/11/2023	10:26 AM	95090	113	3745	2	Standby_Auto	Standby_Auto	Standby_Auto	64	50	20.8	0.92	48.75	0.75	34.25	0.75		
Kevin Maloney	10/12/2023	10:42 AM	95174	84	3745	0	Standby_Auto	Standby_Auto	Standby_Auto	63	50	20.8	0.78	48	0.75	33.5	0.75		
Kevin Maloney	10/13/2023	9:53 AM	95286	112	3745	0	Standby_Auto	Standby_Auto	Standby_Auto	68	50	20.8	0.78	47	1	32.5	1		
Niceforo Ayala	10/14/2023	1:32 PM	95408	122	3745	0	Standby_Auto	Standby_Auto	Standby_Auto	68	50	21	1.05	46	1	31.5	1		
Harry Bradford	10/15/2023	12:30 PM	95525	117	3745	0	Standby_Auto	Standby_Auto	Standby_Auto	63	50	19.6	0.93	45	1	30.5	1		
Jordan Davis	10/16/2023	1:04 PM	95669	144	3745	0	Standby_Auto	Standby_Auto	Standby_Auto	68	50	20.8	1.01	44	1	30.25	0.25		
Jordan Davis	10/17/2023	2:06 PM	95775	106	3746	1	Standby_Auto	Standby_Auto	Standby_Auto	69	50	20.8	1.05	43	1	29.5	0.75		
Kevin Maloney	10/18/2023	9:52 AM	95880	105	3751	5	Standby_Auto	Standby_Auto	Standby_Auto	67	50	20.8	0.85	42	1	28.75	0.75		
Kevin Maloney	10/19/2023	10:04 AM	95985	105	3751	0	Standby_Auto	Standby_Auto	Standby_Auto	65	50	19.6	0.8	41	1	28	0.75		
Jordan Davis	10/20/2023	10:57 AM	96120	135	3751	0	Standby_Auto	Standby_Auto	Standby_Auto	56	50	19.6	0.92	40	1	27	1		
Tyler Schneider	10/21/2023	8:57 AM	96278	158	3840	89	Standby_Auto	Standby_Auto	Standby_Auto	70	50	19.6	0.94	38	2	25	2		
Tyler Schneider	10/22/2023	8:52 AM	96415	137	3840	0	Standby_Auto	Standby_Auto	Standby_Auto	64	50	20.8	0.9	36.75	1.25	23.75	1.25		
Jordan Davis	10/23/2023	3:09 PM	96603	188	3840	0	Standby_Auto	Standby_Auto	Standby_Auto	56	50	18.5	0.98	36.75	0	23.75	0		
Jordan Davis	10/24/2023	12:37 PM	96719	116	3861	21	Standby_Auto	Standby_Auto	Standby_Auto	59	50	19.6	1.03	62	0	41	7		
Jordan Davis	10/25/2023	10:08 AM	96873	154	3908	47	Standby_Auto	Standby_Auto	Standby_Auto	57	50	20.8	1.01	61	1	39.5	1.5		
Jordan Davis	10/26/2023	11:42 AM	97002	129	3986	78	Standby_Auto	Standby_Auto	Standby_Auto	59	50	19.6	1	59.5	1.5	37.5	2		
Jordan Davis	10/27/2023	12:25 PM	97202	200	4053	67	Standby_Auto	Standby_Auto	Standby_Auto	50	50	19.6	1.1	57	2.5	34.5	3		
Harry Bradford	10/28/2023	10:45 AM	97360	158	4111	58	Standby_Auto	Standby_Auto	Standby_Auto	64	50	20.7	1.49	55	2	32.5	2		
Harry Bradford	10/29/2023	11:22 AM	97473	113	4111	0	Standby_Auto	Standby_Auto	Standby_Auto	63	50	20.7	1.41	54	1	31.5	1		
Jordan Davis	10/30/2023	1:19 PM	97601	128	4111	0	Standby_Auto	Standby_Auto	Standby_Auto	60	50	19.6	1.26	53	1	30.25	1.25		
Jordan Davis	10/31/2023	11:27 AM	97743	142	4151	40	Standby_Auto	Standby_Auto	Standby_Auto	63	50	19.6	1.29	51.5	1.5	28.5	1.75	247	247
Max			97743.00	238.00	4151.00	89.00	0.00	0.00	0.00	70.00	50.00	21.00	1.49	62.00	2.50	44.00	7.00	247.00	247.00
Min			93839.00	84.00	3737.00	0.00	0.00	0.00	0.00	50.00	50.00	18.50	0.70	36.75	0.00	23.75	0.00	243.00	241.00
Avg			95735.16	131.87	3828.71	13.35	#DIV/0!	#DIV/0!	#DIV/0!	63.94	50.00	20.17	1.02	49.92	1.09	33.58	1.31	245.00	244.00
Sum			2967790.00	4088.00	118690.00	414.00	0.00	0.00	0.00	1982.00	1550.00	625.20	31.66	1547.50	33.75	1041.00	40.75	490.00	488.00
Count			31.00	31.00	31.00	31.00	0.00	0.00	0.00	31.00	31.00	31.00	31.00	31.00	31.00	31.00	31.00	2.00	2.00

Logsheet for ENCIN WTP#1

Name	Date	Time	Well #1 Flow	Well #1 Pumpage	Well #2 Flow	Well #2 Pumpage	BP #1 Status	BP #2 Status	BP #3 Status	Sys PSI	HPT #1 % Air	GST #1 lvl	CL2 Res	Bleach lvl Inch	Bleach Inches Used	PO4 lvl Inch	PO4 Inches	Well #1 GPM	Well #2 GPM
Tyler Schneider	11/01/2023	11:15 AM	97832	89	4152	1	Standby_Auto	Standby_Auto	Standby_Auto	70	50	17.3	1.24	51	0.5	27.75	0.75		
Jordan Davis	11/02/2023	2:06 PM	97923	91	4152	0	Standby_Auto	Standby_Auto	Standby_Auto	64	50	18.5	0.97	50.5	0.5	27	0.75		
Tyler Schneider	11/03/2023	12:34 PM	98025	102	4155	3	Standby_Auto	Standby_Auto	Standby_Auto	69	50	20.8	0.93	49.5	1	26	1		
Niceforo Ayala	11/04/2023	11:53 AM	98138	113	4155	0	Standby_Auto	Standby_Auto	Standby_Auto	64	50	20	0.86	48.75	0.75	25	1		
Niceforo Ayala	11/05/2023	9:43 AM	98262	124	4155	0	Standby_Auto	Standby_Auto	Standby_Auto	67	50	19	0.93	47.75	1	23.75	1.25		
Jordan Davis	11/06/2023	1:02 PM	98407	145	4155	0	Standby_Auto	Standby_Auto	Standby_Auto	70	50	18.5	0.99	46.5	1.25	22.5	1.25		
Jordan Davis	11/07/2023	11:13 AM	98513	106	4155	0	Standby_Auto	Standby_Auto	Standby_Auto	64	50	18.5	1.43	46.5	0	22.5	0		
Jordan Davis	11/08/2023	11:19 AM	98627	114	4155	0	Standby_Auto	Standby_Auto	Standby_Auto	69	50	18.5	1.55	62	1	47	0		
Jordan Davis	11/09/2023	10:31 AM	98731	104	4156	1	Standby_Auto	Standby_Auto	Standby_Auto	65	50	18.5	1.48	59.5	2.5	46	1	242	243
Harry Bradford	11/10/2023	10:26 AM	98825	94	4157	1	Standby_Auto	Standby_Auto	Standby_Auto	65	50	19.6	1.13	59	0.5	45.25	0.75		
Harry Bradford	11/11/2023	9:12 AM	98904	79	4157	0	Standby_Auto	Standby_Auto	Standby_Auto	63	50	18.5	1.11	58	1	44.25	1		
Harry Bradford	11/12/2023	10:31 AM	99008	104	4157	0	Standby_Auto	Standby_Auto	Standby_Auto	63	50	18.5	1.11	57.5	0.5	43.75	0.5		
Jordan Davis	11/13/2023	12:36 PM	99117	109	4157	0	Standby_Auto	Standby_Auto	Standby_Auto	67	50	19.6	1.2	57	0.5	42.5	1.25		
Jordan Davis	11/14/2023	10:25 AM	99193	76	4157	0	Standby_Auto	Standby_Auto	Standby_Auto	56	50	19.6	1.19	56.5	0.5	42	0.5		
Jordan Davis	11/15/2023	2:59 PM	99383	190	4209	52	Standby_Auto	Standby_Auto	Standby_Auto	67	50	19.6	1.09	54.75	1.75	39.5	2.5		
Jordan Davis	11/16/2023	2:17 PM	99480	97	4209	0	Standby_Auto	Standby_Auto	Standby_Auto	57	50	16.3	1.18	54	0.75	38.75	0.75		
Jordan Davis	11/17/2023	1:11 PM	99592	112	4238	29	Standby_Auto	Standby_Auto	Standby_Auto	65	50	16.3	1.22	53	1	37.5	1.25		
Jordan Davis	11/18/2023	12:41 PM	99733	141	4300	62	Standby_Auto	Standby_Auto	Standby_Auto	63	50	19.6	1.09	52	1	35.5	2		
Jordan Davis	11/19/2023	12:39 PM	99822	89	4300	0	Standby_Auto	Standby_Auto	Standby_Auto	66	50	18.8	1.2	51	1	34.5	1		
Jordan Davis	11/20/2023	3:12 PM	99943	121	4301	1	Standby_Auto	Standby_Auto	Standby_Auto	55	50	17.3	1.19	50	1	33.5	1		
Jordan Davis	11/21/2023	3:41 PM	100069	126	4301	0	Standby_Auto	Standby_Auto	Standby_Auto	57	50	18.8	1.17	49.5	0.5	32.5	1		
Kevin Maloney	11/22/2023	12:08 PM	100149	80	4305	4	Standby_Auto	Standby_Auto	Standby_Auto	65	50	18.4	1	49	0.5	32	0.5		
Niceforo Ayala	11/23/2023	12:07 PM	100245	96	4305	0	Standby_Auto	Standby_Auto	Standby_Auto	62	50	18.5	0.95	48	1	30	2		
Niceforo Ayala	11/24/2023	10:17 AM	100330	85	4305	0	Standby_Auto	Standby_Auto	Standby_Auto	66	50	19	1.04	47.5	0.5	29.5	0.5		
Niceforo Ayala	11/25/2023	12:54 PM	100434	104	4305	0	Standby_Auto	Standby_Auto	Standby_Auto	65	50	19	0.95	47	0.5	28.75	0.75		
Niceforo Ayala	11/26/2023	10:15 AM	100503	69	4305	0	Standby_Auto	Standby_Auto	Standby_Auto	64	50	19	0.97	46.5	0.5	28.25	0.5		
Jordan Davis	11/27/2023	12:54 PM	100621	118	4305	0	Standby_Auto	Standby_Auto	Standby_Auto	53	50	18.5	1.07	46	0.5	27	1.25	243	242
Jordan Davis	11/28/2023	2:33 PM	100805	184	4400	95	Standby_Auto	Standby_Auto	Standby_Auto	62	50	5.5	1.1	44	2	24	3		
Jordan Davis	11/29/2023	12:11 PM	100929	124	4453	53	Standby_Auto	Standby_Auto	Standby_Auto	63	50	19	1.17	42	2	22.5	1.5		
Kevin Maloney	11/30/2023	12:59 PM	101066	137	4453	0	Standby_Auto	Standby_Auto	Standby_Auto	67	50	19.6	0.94	41.5	0.5	21.5	1		
Max			101066.00	190.00	4453.00	95.00	0.00	0.00	0.00	70.00	50.00	20.80	1.55	62.00	2.50	47.00	3.00	243.00	243.00
Min			97832.00	69.00	4152.00	0.00	0.00	0.00	0.00	53.00	50.00	5.50	0.86	41.50	0.00	21.50	0.00	242.00	242.00
Avg			99420.30	110.77	4238.97	10.07	#DIV/0!	#DIV/0!	#DIV/0!	63.77	50.00	18.29	1.12	50.86	0.88	32.68	1.05	242.50	242.50
Sum			2982609.00	3323.00	127169.00	302.00	0.00	0.00	0.00	1913.00	1500.00	548.60	33.45	1525.75	26.50	980.50	31.50	485.00	485.00
Count			30.00	30.00	30.00	30.00	0.00	0.00	0.00	30.00	30.00	30.00	30.00	30.00	30.00	30.00	30.00	2.00	2.00

BLUE TOPAZ UTILITIES

Work Order No: 000000035773 **Category :** Water Quality Complaint

Information Assigned by Office

Name:	BRANDY BURGESS	Phone:	281 - 300-5985
Location No.:	96ROAD6609	Issue Date & Time:	10/13/23 8:16 am
Customer No.:	33353	Scheduled Date & Time:	10/12/23 8:07 pm
Address:	960 ROAD 6609	Requested By:	
	DAYTON, Texas 77535	Assigned To:	Kevin Maloney
Route:	ENCIN	Assigned By:	Theresa Caldwell

Service Order Information

Comments :

Customer is upset he constantly has brown rings in his shower. Says All of his Faucets are leaking. He had a plumber come out with 44 Years experience that told him with us flushing the lines have pushed shoot and dirt through his pipes causing them all to need to be replaced. He is wanting us to Pay the Bill.
Hot water heater is brand new-whole house is customer built in 2022. Pressurizing is causing damages.
832-445-9804 (Mr. Burgess)
10-27-23 works for Entergy....Vic Sanchez 281-454-9291 plumber is family friend for 25 yrs, wants to know why a faucets area leaking?
11-9-23-customer called about seeing what we were doing on this i told him we would call him next week and discuss as he said we had not talked to his plumber as we said we would?

Task Information From the Field

Note:

Service Order Code WQC Description : WATER QUALITY COMPLAINT

Meter No. : 20295283 Meter Reading : _____ Transmitter No 9627027

Meter Size : 1 METER Meter Location:

Previous Meter Reading : 228.00 Previous Meter Read Date : 12/18/2023

Service Order Completion Information

Work Completed By: _____

Completion Date : 11/10/2023

Completion Time : 13:43:00

Notes :

customer spoke with office manager and operations supervisor about issue. customer account has been notatec

BLUE TOPAZ UTILITIES

Work Order No: 000000035800 **Category :** Water Quality Complaint

Information Assigned by Office

Name:	MARIE REESE	Phone:	832 - 588-3527
Location No.:	264ROAD662	Issue Date & Time:	10/19/23 8:28 am
Customer No.:	34804	Scheduled Date & Time:	10/19/23 6:25 am
Address:	264 ROAD 662	Requested By:	
	DAYTON, Texas 77535	Assigned To:	Kevin Maloney
Route:	ENCIN	Assigned By:	Theresa Caldwell

Service Order Information

Comments :

Customer called reporting black spec and dirt in her water last night.

Task Information From the Field

Note:

Service Order Code WQC Description : WATER QUALITY COMPLAINT

Meter No. : 222218711 Meter Reading : _____ Transmitter No 3858109

Meter Size : 1 METER Meter Location:

Previous Meter Reading : 93.00 Previous Meter Read Date : 12/18/2023

Service Order Completion Information

Work Completed By: _____ **Completion Date** : 10/20/2023

Completion Time : 13:36:00

Notes :

Issue was given to operations supervisor for resolution.

T&W 001196

BLUE TOPAZ UTILITIES

Work Order No: 000000035828 **Category :** Water Quality Complaint

Information Assigned by Office

Name:	CRISTAL ESTRADA	Phone:	832 - 795-2866
Location No.:	14ROAD660	Issue Date & Time:	10/25/23 7:41 am
Customer No.:	23039	Scheduled Date & Time:	10/25/23 5:40 am
Address:	14 ROAD 660	Requested By:	
	DAYTON, Texas 77535	Assigned To:	Jordan Davis
Route:	ENCIN	Assigned By:	Theresa Caldwell

Service Order Information

Comments :

Customer has noticed sand in her water for a month now. No filtration system or softener. Not home to check an outside faucet.

Task Information From the Field

Note:

Service Order Code WQC Description : WATER QUALITY COMPLAINT

Meter No. : 222216745 Meter Reading : _____ Transmitter No 3905629

Meter Size : 1 METER Meter Location:

Previous Meter Reading : 140.00 Previous Meter Read Date : 12/18/2023

Service Order Completion Information

Work Completed By: _____ **Completion Date** : 10/25/2023

Completion Time : 13:39:00

Notes :

Jordon Flushed outside faucets until clear. He sent pictures in the voice.

T&W 001197

BLUE TOPAZ UTILITIES

Work Order No: 000000036104 **Category :** Water Quality Complaint

Information Assigned by Office

Name:	REGAN MENZIES	Phone:	346 - 267-9077
Location No.:	118ROAD6604	Issue Date & Time:	12/12/23 9:33 am
Customer No.:	21355	Scheduled Date & Time:	12/12/23 7:25 am
Address:	118 ROAD 6604	Requested By:	
	DAYTON, Texas 77535	Assigned To:	Jordan Davis
Route:	ENCIN	Assigned By:	Theresa Caldwell

Service Order Information

Comments :

Customer says when she fills up her bathtub the water is brown and has rust in it.
She says her hair is falling out in clumps because of us. Her water heater water comes out black. She checked an outside faucet, and her water is coming out Cloudy, and has black and red flakes. has alot of sand in it.
HEather- 346-267-9077

Task Information From the Field

Note:

Service Order Code WQC Description : WATER QUALITY COMPLAINT

Meter No. : 212119546 Meter Reading : _____ Transmitter No 15997951
Meter Size : 1 METER Meter Location:
Previous Meter Reading : 355.00 Previous Meter Read Date : 12/18/2023

Meter No. : 15997951 Meter Reading : _____ Transmitter No 15997951
Meter Size : Meter Location:

T&W 001198

Service Order Completion Information

Work Completed By: _____

Completion Date : 12/13/2023

Completion Time : 13:32:00

Notes :
customer spoke with operations manager and office manager about issue.