



## **Filing Receipt**

**Filing Date - 2024-05-07 05:55:07 PM**

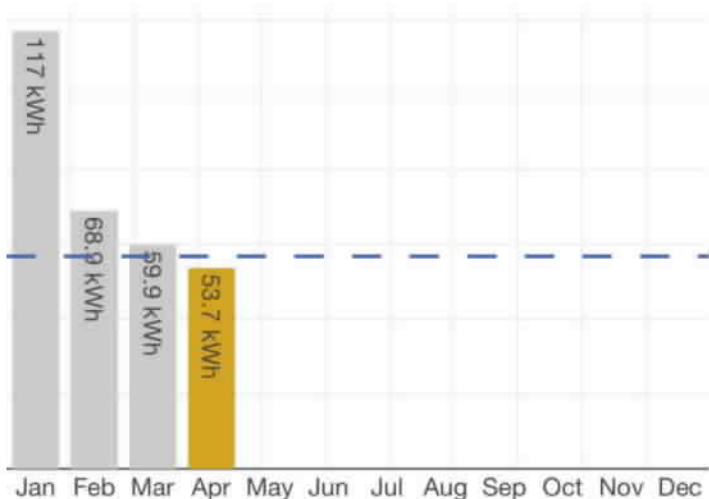
**Control Number - 56517**

**Item Number - 5**



## Energy Used

74.9 kWh / month Average



Daily

Weekly

Monthly



2024



Your typical usage has been **56.8 kWh per month** over the past 2 months. Keep your usage under this amount to reduce energy.

Your typical usage has been decreasing (by **38.9%** since the 2 months prior)

Your average usage this year is **74.9 kWh per**



Usage



Home

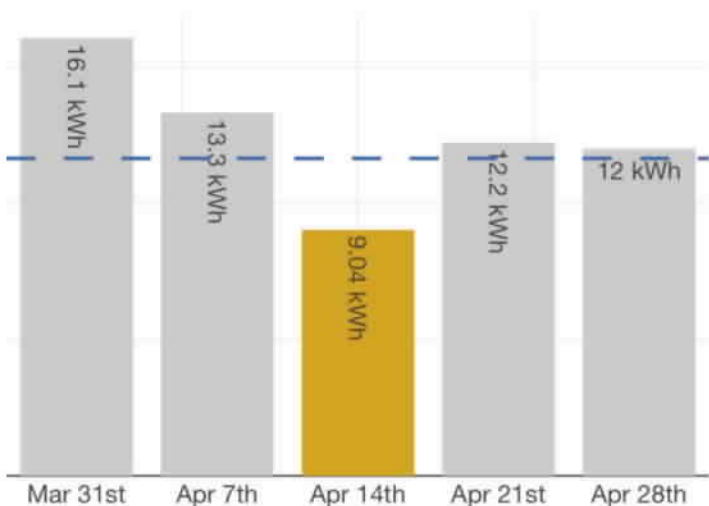


Advanced



## Energy Used

12.5 kWh / week Average



Daily



Weekly



Monthly



April 2024



Your typical usage has been **11.7 kWh per week** over the past 30 days. Keep your usage under this amount to reduce energy.

Your typical usage has been decreasing (by **16.2%** since the 30 days prior)

Your average usage this month is **12.5 kWh per**



Usage



Home

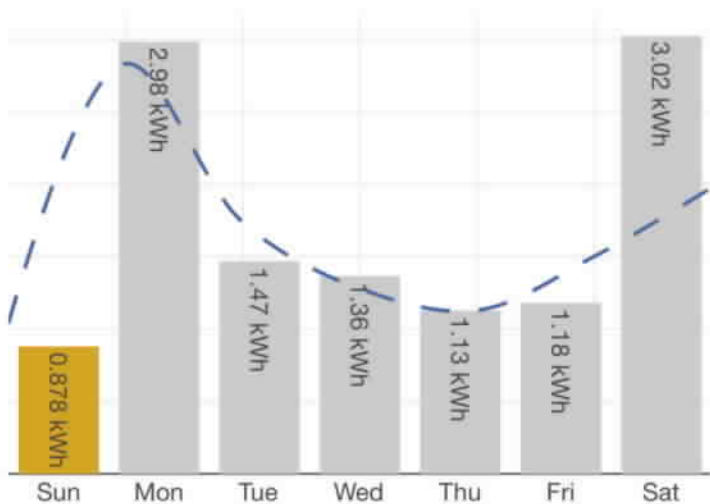


Advanced



## Energy Used

1.72 kWh / day Average



Daily



Weekly



Monthly



Apr 28th 2024 - May 4th 2024



Your typical usage has been **1.64 kWh per day** over the past 30 days. Keep your usage under this amount to reduce energy.

Your typical usage has been decreasing (by **22.5%** since the 30 days prior)

Your average usage this week is **1.72 kWh per**



Usage



Home



Advanced

# Grid

2024

Year ▾

↑ Imported

465.3 kWh

↓ Exported

2,324.4 kWh

Import

664  
kWh

Net Grid Usage: 1,859.0 kWh Exported

Energy Flow



↑ Used By

99% Home

464.1 kWh

1% Powerwall

1.2 kWh

↓ Exported From

0%



0.7 kWh

17:50

5G



## Grid



2023

Year ▾

↑ Imported

594.0 kWh

↓ Exported

2,616.6 kWh

Import

228  
kWh

Export

456

J F M A M J J A S O N D

Net Grid Usage: 2,022.6 kWh Exported

## Energy Flow



↑ Used By



99% Home

593.5 kWh



1% Powerwall

0.5 kWh

↓ Exported From



0% Powerwall



0.1 kWh