



## Filing Receipt

**Received - 2022-04-05 07:27:21 PM**

**Control Number - 53429**

**ItemNumber - 3**

**DOCKET NO. 53429**

<b>APPLICATION OF CSWR-TEXAS</b>	<b>§</b>	
<b>UTILITY OPERATING COMPANY, LLC</b>	<b>§</b>	
<b>AND DEER SPRINGS WATER</b>	<b>§</b>	<b>PUBLIC UTILITY COMMISSION</b>
<b>COMPANY FOR SALE, TRANSFER, OR</b>	<b>§</b>	
<b>MERGER OF FACILITIES AND</b>	<b>§</b>	<b>OF TEXAS</b>
<b>CERTIFICATE RIGHTS IN BURNET</b>	<b>§</b>	
<b>COUNTY</b>	<b>§</b>	

**CSWR-TEXAS UTILITY OPERATING COMPANY, LLC’S  
FIRST SUPPLEMENT TO APPLICATION**

CSWR-Texas Utility Operating Company, LLC (“CSWR Texas” or the “Company”) submits this First Supplement to its Application. Pursuant to discussions with Commission Staff, the Company is providing:

- 2020 Annual Report of Deer Springs Water Company;
- Supplemental Confidential Attachment K-1, which is specific to Deer Springs Water Company;
- Supplemental Attachment L, which is the small-scale map specific to Deer Springs Water Company; and
- Supplemental Attachment M, which is the large-scale map specific to Deer Springs Water Company.

The Supplemental Attachments L, M, and the 2020 Annual Report are attached to this pleading. Attachment K-1 remains confidential for the same reasons stated in Attachment O, Statement of Confidentiality, to the Application filed on February 22, 2022, and is being provided accordingly. Attachment K-1 is subject to the protective order issued in Order No. 1 in Docket No. 53259, which is also in effect in Docket Nos. 53429 and 53430 pursuant to the Order Severing Proceedings, Establishing Docket, and Setting Deadline.

Respectfully submitted,

L. Russell Mitten  
General Counsel  
Central States Water Resources, Inc.  
1650 Des Peres Rd., Suite 303  
St. Louis, MO 63131  
(314) 380-8595  
(314) 763-4743 (Fax)



Evan D. Johnson  
State Bar No. 24065498  
Wendy K. L. Harvel  
State Bar No. 00796719  
Coffin Renner LLP  
1011 W. 31<sup>st</sup> Street  
Austin, Texas 78705  
(512) 879-0900  
(512) 879-0912 (fax)  
evan.johnson@crtxlaw.com  
wendy.harvel@crtxlaw.com


**ATTORNEYS FOR CSWR-TEXAS  
UTILITY OPERATING COMPANY,  
LLC**

**CERTIFICATE OF SERVICE**

I hereby certify that on this 5<sup>th</sup> day of April 2022, a true and correct copy of the foregoing document was served on all parties of record via electronic mail in accordance with the Order Suspending Rules issued in Project No. 50664.



Wendy K. L. Harvel



**WATER AND SEWER INVESTOR-OWNED UTILITIES**

**CLASS C ANNUAL FINANCIAL REPORT**

**OF**

**Deer Springs Water Company**

**TO THE**

**PUBLIC UTILITY COMMISSION OF TEXAS**

**FOR THE**

**12 Months Ending December 31, 2020**

**Check one:**

**This is an original submission**

**This is a revised submission**

**Date of submission: 5/31/2021**

PUBLIC UTILITY COMMISSION OF TEXAS  
1701 N. CONGRESS AVE., PO BOX 13326, AUSTIN, TX 78711-3326

Schedule I

**Annual Report for Class C Water and Sewer Utilities**

Under the provisions of TWC § 13.136 and 16 Texas Administrative Code §§ 24.127 and 24.129

**UTILITY INFORMATION**

(Attach additional pages as necessary)

A. Utility Name:  
Deer Springs Water Company

List all assumed names or dba names:  
-

B. Street Address, City or Town & Zip code:  
P.O. BOX 61311  
San Angelo, TX 76906  
(Updated Mailing Address)  
County: Burnet

CCN #s:  
11630

C. List All PWS System names and numbers:  
(attach a separate list if necessary)  
Deer Springs Water Company  
TCEQ PWS NO.: 0270006

D. List All WQ Permitted system names and numbers:  
(attach a separate list if necessary)  
-

E. Type of Ownership:  
Corporation: Partnership: Individual:  Other:

F. Name of entity and type of form filed for federal tax purposes (1120, 1065, etc).  
-

G. If a corporation, list names of the officers. If an individual or partnership, list the name of the individual or each partner.  
-

H. If the controlling ownership of this utility changed during the last twelve (12) months, state the date of ownership change and the name and address of the prior owner.  
-

I. Date the utility was formed or incorporated:  
-

J. Is the utility commonly owned or controlled by another corporation? Y N  
If yes, by whom?  
-

K. List all entities under common control or ownership with this utility by entity name, CCN number, Public Water System (PWS) numbers and names of water systems owned, Water Quality (WQ) Discharge Permit numbers and names of wastewater systems owned and contact information.

-

L. If the utility owner has multiple CCNs, please list all CCN numbers owned:

-

**PERSON TO CONTACT REGARDING THE INFORMATION SUPPLIED ON THESE FORMS**

A. Name and Title:

Anita Lewis  
Office Personnel

B. Street Address, city, zip code

P.O. BOX 61311  
San Angelo, TX 76906

C. Telephone Number with Area Code:

(512) 793-6126

Cell Phone Number with Area Code:

-

Fax Number with Area Code:

-

Email address:

waterworksco@outlook.com

D. If not an officer, owner or employee, give name of firm employed by:

-

Deer Springs Water Company  
12 Months Ending December 31, 2020

Schedule II

**BALANCE SHEET**

(Except for blue cells, the values in this table will populate)  
(Attach additional pages as necessary)

	End of Year 12/31/2020	End of Prior Year 12/31/2019
<b>ASSETS</b>		
<b>UTILITY PLANT</b>		
Utility Plant in Service	\$50,000	\$50,000
Property held for Future Use	0	0
Construction Work In Progress	0	0
Net Utility Plant Acquisition Adjustment	0	0
<b>TOTAL UTILITY PLANT</b>	<b>50,000</b>	<b>50,000</b>
Less: Accumulated Depreciation	0	0
Less: Accumulated Amortization	0	0
<b>NET UTILITY PLANT</b>	<b>\$50,000</b>	<b>\$50,000</b>
<b>CURRENT ASSETS</b>		
Cash	\$6,172	\$2,616
Accounts Receivable	5,104	4,553
Notes Receivable	0	0
Accounts Receivable-Affiliates/Common Ownership	0	0
Plant Materials and Supplies	0	0
Prepayments	644	0
Other Current Assets	0	0
<b>TOTAL CURRENT ASSETS</b>	<b>\$11,920</b>	<b>\$7,169</b>
<b>OTHER ASSETS and DEFERRED CHARGES</b>		
Deferred Debt Expense	\$0	\$0
Deferred Charges/Debits	0	0
Accum. Deferred Income Taxes	0	0
<b>TOTAL OTHER ASSETS and DEFERRED CHARGES</b>	<b>\$0</b>	<b>\$0</b>
<b>TOTAL ASSETS</b>	<b>\$61,920</b>	<b>\$57,169</b>
<b>LIABILITIES &amp; EQUITY</b>		
<b>STOCKHOLDERS' EQUITY</b>		
Common Stock	\$0	\$0
Other paid in capital (Owner Investment)	0	0
Retained Earnings	0	0
<b>TOTAL STOCKHOLDERS' EQUITY</b>	<b>\$0</b>	<b>\$0</b>
<b>LONG-TERM DEBT</b>		
Long-term debt, excluding current portion	\$0	\$0
<b>CURRENT LIABILITIES</b>		
Current Portion of Long-term Debt	\$0	\$0
Accounts Payable	5,272	1,860
Notes Payable	0	0
Payables to Affiliates/Common Ownership	0	0
Accrued Taxes	0	0
Accrued Interest	0	0
Other Current Liabilities	0	0
<b>TOTAL CURRENT LIABILITIES</b>	<b>\$5,272</b>	<b>\$1,860</b>
<b>OTHER LIABILITIES and DEFERRED CREDITS</b>		
Advances for Construction	\$0	\$0
Other Deferred Credits	0	0
Deferred Investment Tax Credits	0	0
Net Contributions in Aid of Construction	0	0
Accumulated Deferred Inc. Taxes	0	0
<b>TOTAL OTHER LIABILITIES and DEFERRED CREDITS</b>	<b>\$0</b>	<b>\$0</b>
<b>TOTAL LIABILITIES</b>	<b>\$5,272</b>	<b>\$1,860</b>
<b>TOTAL LIABILITIES &amp; EQUITY</b>	<b>\$5,272</b>	<b>\$1,860</b>

Deer Springs Water Company  
12 Months Ending December 31, 2020

Schedule III

**STATEMENT OF REVENUE**

(Except for blue cells, the values in this table will populate)

(Attach additional pages as necessary)

Water CUSTOMER CLASS	(Actual Revenues for the report year)			
	Prior Year Reported 2019 (a)	Current Reporting Year 2020 (b)	Earnings Report adjustments (c)	Adjusted (d)
Metered Sales:				
5/8"	\$0	\$70,080	\$0	\$70,080
3/4"	0	0	0	0
1"	0	0	0	0
1 1/2"	0	0	0	0
2"	0	0	0	0
List all additional meter sizes:	0	0	0	0
	0	0	0	0
	0	0	0	0
	0	0	0	0
<b>SUB-TOTAL</b>	<b>\$0</b>	<b>\$70,080</b>	<b>\$0</b>	<b>\$70,080</b>
Unmetered Sales:				
	\$0	\$0	\$0	\$0
	0	0	0	0
	0	0	0	0
	0	0	0	0
	0	0	0	0
List and explain if any rates are set on a basis other than meter size.	0	0	0	0
	0	0	0	0
	0	0	0	0
<b>SUB-TOTAL</b>	<b>\$0</b>	<b>\$0</b>	<b>\$0</b>	<b>\$0</b>
Late fees - Water	\$0	\$2,479	\$0	\$2,479
Other Revenue	0	705	0	705
<b>TOTAL WATER REVENUE</b>	<b>\$0</b>	<b>\$73,263</b>	<b>\$0</b>	<b>\$73,263</b>
			To Statement of Income	
Sewer <u>CUSTOMER CLASS</u>	Prior Year Reported 2019 <b>(A)</b>	Current Reporting Year 2020 <b>(B)</b>	Earnings Report adjustments <b>(C)</b>	Adjusted <b>(D=B+C)</b>
Metered (measured) Sales (if any):				
	\$0		\$0	\$0
	0	0	0	0
	0	0	0	0
	0	0	0	0
<b>TOTAL-METERED SALES</b>	<b>\$0</b>	<b>\$0</b>	<b>\$0</b>	<b>\$0</b>
Unmetered (flat rate) Sales:				
	\$0	\$0	\$0	\$0
	0	0	0	0
	0	0	0	0
	0	0	0	0
<b>TOTAL-UNMETERED SALES</b>	<b>\$0</b>	<b>\$0</b>	<b>\$0</b>	<b>\$0</b>
Late fees - Sewer	\$0	\$0	\$0	\$0
Other Revenue	0	0	0	0
<b>TOTAL SEWER REVENUE</b>	<b>\$0</b>	<b>\$0</b>	<b>\$0</b>	<b>\$0</b>
<b>TOTAL REVENUE</b>	<b>\$0</b>	<b>\$73,263</b>	<b>\$0</b>	<b>\$73,263</b>
			To Statement of Income	



Deer Springs Water Company  
12 Months Ending December 31, 2020

**STATEMENT OF INCOME**

(Except for blue cells, the values in this table will populate)

(Attach additional pages as necessary)

	Water Test Year 2020 (a)	Sewer Test Year (b)	Total - Water and Sewer (c)	Earnings Report adjustments (d)	Adjusted for Earnings Report (e)
<b>1 Total Revenue: 1</b>	\$73,610	\$0	\$0	\$0	\$0
<b>Operating Expenses:</b>					
2 O & M Salaried Labor		\$0	\$0	\$0	\$0
3 Employee Benefits	0	0	0	0	0
4 O & M Contract labor	33,888	0	33888	0	33888
5 Operating/Maint Supplies	21,579	0	21579	0	21579
6 Purchased Water	0	0	0	0	0
7 Purchased Power	3,302	0	3302	0	3302
8 Testing Expense	586	0	586	0	586
9 Chemicals	1,294	0	1294	0	1294
10 Insurance	693	0	693	0	693
11 General Office Salaries	0	0	0	0	0
12 Transportation	0	0	0	0	0
13 General Office Expenses	3,446	0	3446	0	3446
14 Contract Acctg, legal, Mgnt	0	0	0	0	0
15 Amortization- Rate Case Expense	0	0	0	0	0
16 Depreciation Expense	0	0	0	0	0
17 Other Misc. Expenses	1,109	0	1109	0	1109
<b>Taxes:</b>					
18 Federal Income Taxes	0	0	0	0	0
19 State Franchise Taxes (Reg Assess.)	694	0	694	0	694
20 All Other Taxes	847	0	847	0	847
<b>21 Total Expenses</b>	<b>\$67,438</b>	<b>\$0</b>	<b>\$67,438</b>	<b>\$0</b>	<b>\$67,438</b>
<b>22 Net Operating Income</b>	<b>\$6,172</b>	<b>\$0</b>	<b>(\$67,438)</b>	<b>\$0</b>	<b>(\$67,438)</b>
23 Non-Operating Income	0	0	0	0	0
<b>24 Non-Operating Deductions:</b>					
25 Other	0	0	0	0	0
26 Interest	0	0	0	0	0
<b>27 Net Income</b>	<b>\$6,172</b>	<b>\$0</b>	<b>(\$67,438)</b>	<b>\$0</b>	<b>(\$67,438)</b>

1. Carried over from Statements of Revenues

Deer Springs Water Company  
12 Months Ending December 31, 2020

Schedule Va

**WATER PLANT IN SERVICE**

(Except for blue cells, the values in this table will populate)

1. Report the original cost of utility plant in service value by prescribed accounts, and the additions and retirements of such plant during the year. (Attach additional pages as necessary.)
2. Do not include as adjustments, corrections to additions and retirements for the current or preceding year. Corrections for the current year should be included in appropriate Column (c) or (d).
3. Credit adjustments in Column (e) should be shown in red, or in black enclosed in parentheses.
4. Complete the explanation, with individual amounts, for each adjustment included Column (e).

Account No. and Title	Balance Previous Year - 2019	Additions - 2020	Retirements	Adjustments (+ or -)	Total change during report year	Report year Ending Balance
(a)	(b)	(c)	(d)	(e)	(f)=(c)-(d)+(e)	(g)=(b)+(f)
101.1 INTANGIBLE PLANT	\$0	\$0	\$0	\$0	\$0	\$0
101.2 SOURCE OF SUPPLY AND PUMPING PLANT	1,027	2,573	0	0	2573	3600
101.3 WATER TREATMENT EQUIPMENT	0	0	0	0	0	0
101.4 TRANSMISSION AND DISTRIBUTION PLANT	0	0	0	0	0	0
101.5 GENERAL PLANT	0	0	0	0	0	0
<b>TOTAL</b>	<b>\$1,027</b>	<b>\$2,573</b>	<b>\$0</b>	<b>\$0</b>	<b>\$2,573</b>	<b>\$3,600</b>

Explanation of adjustments in Column (e):

Deer Springs Water Company  
12 Months Ending December 31, 2020

Schedule Vb

**N/A - SEWER PLANT IN SERVICE**

(Except for blue cells, the values in this table will populate)

1. Report the original cost of utility plant in service value by prescribed accounts, and the additions and retirements of such plant during the year. (Attach additional pages as necessary.)
2. Do not include as adjustments, corrections to additions and retirements for the current or preceding year. Corrections for the current year should be included in appropriate Column (c) or (d).
3. Credit adjustments in Column (e) should be shown in red, or in black enclosed in parentheses.
4. Complete the explanation, with individual amounts, for each adjustment included Column (e).

Account No. and Title	Balance Previous Year	Additions	Retirements	Adjustments (+ or -)	Total change during report year	Report year Ending Balance
(a)	(b)	(c)	(d)	(e)	(f)=(c)-(d)+(e)	(g)=(b)+(f)
101.1 INTANGIBLE PLANT	\$0	\$0	\$0	\$0	\$0	\$0
101.2 COLLECTION SYSTEM	0	0	0	0	0	0
101.4 TREATMENT and DISPOSAL FACILITIES	0	0	0	0	0	0
101.6 RECLAIMED WATER DISTRIBUTION PLANT	0	0	0	0	0	0
101.7 GENERAL PLANT	0	0	0	0	0	0
TOTAL	\$0	\$0	\$0	\$0	\$0	\$0

Explanation of adjustments in Column (e):

**N/A - CAPITAL STRUCTURE**

(Except for blue cells, the values in this table will populate)  
(Attach additional pages as necessary)

	Per Books	Adjustments for Earnings Report	Adjusted	Ratio
232.00 Short-Term Debt	\$0	\$0	\$0	0%
224.0 Long-Term Debt	0	0	0	0%
<b>Common Equity:</b>				
201.0 Common Stock	0	0	0	0%
218.0 Proprietary Capital	0	0	0	0%
211.0 Misc. Paid-in-Capital	0	0	0	0%
215.0 Retained Earnings	0	0	0	0%
216.0 Reacquired Stock	0	0	0	0%
<b>Total Equity</b>	<b>\$0</b>	<b>\$0</b>	<b>\$0</b>	<b>0%</b>
<b>Total Capital</b>	<b>\$0</b>	<b>\$0</b>	<b>\$0</b>	<b>0%</b>

**Debt Detail**

Type	Principal Amount	Cost Rates	Interest Expense
<b>232.0 Short Term Debt:</b>			
(Lender name A)	\$0	0%	\$0
(Lender name B)	0	0%	0
(Lender name C)	0	0%	0
<b>Total Short-Term Debt</b>	<b>\$0</b>	<b>0%</b>	<b>\$0</b>
<b>224.0 Long-Term Debt:</b>			
(Lender name D)	\$0	0%	\$0
(Lender name E)	0	0%	0
(Lender name F)	0	0%	0
<b>Total Long-Term Debt</b>	<b>\$0</b>	<b>0%</b>	<b>\$0</b>

**Schedule Vlb RATE BASE AND EARNINGS CALCULATION**

**RATE BASE SUMMARY**

Description	Water (a)	Sewer (b)	Total (c)=(a) + (b)	Reference (schedule)
1 Additions:				
2 Utility plant	\$3,600	\$0	\$3,600	Va & Vb
3 Materials and supplies	0	0	0	II
4 Working cash (capital) (attach schedule)	0	0	0	
5 Prepayments	0	0	0	II
6 Other (attach schedule or itemize)	0	0	0	
7 <b>TOTAL ADDITIONS (Add Lines 2 through 6)</b>	<b>\$3,600</b>	<b>\$0</b>	<b>\$3,600</b>	
8 Deductions:				
9 Reserve for depreciation (Accumulated)	0	0	0	II
10 Advances for construction	0	0	0	II
11 Contributions in aid of construction	0	0	0	II
12 Accumulated deferred income taxes	0	0	0	II
13 Accumulated deferred investment tax credits	0	0	0	II
14 Other (attach schedule or itemize)	0	0	0	II
15 <b>TOTAL DEDUCTIONS (Add lines 9 through 14)</b>	<b>\$0</b>	<b>\$0</b>	<b>\$0</b>	
16 <b>RATE BASE (Line 7, less Line 15)</b>	<b>\$3,600</b>	<b>\$0</b>	<b>\$3,600</b>	

**EARNINGS CALCULATION**

17 Return (Note 1)	-67,438
18 Rate of Return (Line 17/Line 16)	-1873.50%
19 <u>Earned</u> Return on Ending Equity (Notes 2, 3)	0.00%

Note 1: Schedule IV. *Statement of Income*, Line 22 plus Line 26.

Note 2: Based on reported capital structure in *Schedule IV. Capital Structure Earnings*.

Note 3: Line 19 (above) will automatically calculate correctly only after *Schedule IV. Statements of Income*, *Schedule 7. Rate of Return*, and the above portions of this schedule (tab) have been completed.

\*If the company currently has an authorized return on equity (ROE), enter that ROE in Column (c) and provide the docket number in which that ROE was granted here ==>>

Deer Springs Water Company  
12 Months Ending December 31, 2020

Schedule VII

**N/A - RATE OF RETURN**

(Except for blue cells, the values in this table will populate)

(Attach additional pages as necessary)

	Balance	Capital Structure %	Cost Rates	Weighted Cost of Capital
	(a)	(b)	(c)	(c)=(a) x (b)
Long-Term Debt	\$0	0.00%	0.00%	0.00%
Common Equity*	\$0	0.00%	0.00%	0.00%
<b>Total</b>	<b>\$0</b>	<b>0.00%</b>		<b>0.00%</b>

\*Company's most recent PUC-authorized rate of return on equity (ROE): 0.00%

Docket number in which PUC authorized the ROE: XXXXX

If company has no authorized ROE, provide estimate of required ROE: 0.00%

Deer Springs Water Company  
12 Months Ending December 31, 2020

Schedule IX

**VOLUMETRIC INFORMATION**

(Except for blue cells, the values in this table will populate)

	<u>(Report in 1,000 gallons)</u>	<u>Report Year</u>
1	Water Pumped	11,009,020
2	Purchased Water	0
3	Total Water Produced (1 + 2)	<u>11,009,020</u>
4	Total Water Sold	<u>10,128,460</u>
5	Water Lost (3 - 4)	<u>880,560</u>
6	Water Line Lost (percentage)	8.00%

Deer Springs Water Company  
12 Months Ending December 31, 2020

Schedule VIII

**CONNECTION COUNT**

(Except for blue cells, the values in this table will populate)

**METERED CUSTOMERS BY METER SIZE**

(Attach additional pages as necessary)

(a) Line	(b) Meter	Number of Customers			(f) Meter	(g) Meter
		(c) End of	(d) Additions	(e) End of		
No.	Size	Prior Year	or change	Report Year (c + d)	Ratios	Equivalencies (e x f)
<b>Water</b>						
	Metered					
1	5/8"	92	97	97	1	97
2	3/4"	0	0	0	1.5	0
3	1"	0	0	0	2.5	0
4	1 1/2"	0	0	0	5	0
5	2"	0	0	0	8	0
6		0	0	0		0
7		0	0	0		0
8		0	0	0		0
9	Unmetered	0	0	0		0
10	Total Water	92	97	97		97
<b>N/A - Sewer -</b>						
11		0	0	0	1	0
12		0	0	0	1	0
13		0	0	0	1	0
14		0	0	0	1	0
15	Total Sewer	0	0	0		0

Attach a schedule if any customers are charged on any basis other than meter size.





Deer Springs Water Company  
12 Months Ending December 31, 2020

Schedule XI

**N/A - SYSTEM IMPROVEMENT CHARGE--WATER**

Did the reporting entity collect a System Improvement Charge (SIC) in the monitoring period?

(a) provide the amount of the Commission-approved SIC, Docket No., and date of implementation.

(b) provide the amount of annual revenues collected through the SIC for the reporting period.

(c) provide the amount of the annual revenues stated in the most recent annual report that was filed in the docket approving the SIC.

(d) provide the amount of the revenues collected through the SIC during the current monitoring period stated as a percentage of the annual revenues referenced in (c) above.

(e) provide the cumulative amount of revenues collected through the SIC since implementation as a percentage of the annual revenues referenced in (c) above.

---

**N/A - SYSTEM IMPROVEMENT CHARGE--SEWER**

Did the reporting entity collect a System Improvement Charge (SIC) in the monitoring period?

(a) provide the amount of the Commission-approved SIC, Docket No., and date of implementation.

(b) provide the amount of revenues collected through the SIC for the reporting period.

(c) provide the amount of the annual revenues stated in the most recent annual report that was filed in the docket approving the SIC.

(d) provide the amount of the revenues collected through the SIC during the current monitoring period stated as a percentage of the annual revenues referenced in (c) above.

(e) provide the cumulative amount of revenues collected through the SIC since implementation as a percentage of the annual revenues referenced in (c) above.

Deer Springs Water Company

12 Months Ending December 31, 2020

**SIGNATURE PAGE--PUC CLASS C ANNUAL REPORT**

I certify that I am the responsible official of the above-named company and that I have examined the foregoing report; that to the best of my knowledge, information, and belief, all statements of fact contained in the said report are true and correct and the said report is a correct statement of the business and affairs of the above-named company with respect to each and every matter set forth therein for the 12 Months Ending December 31, 2020 .

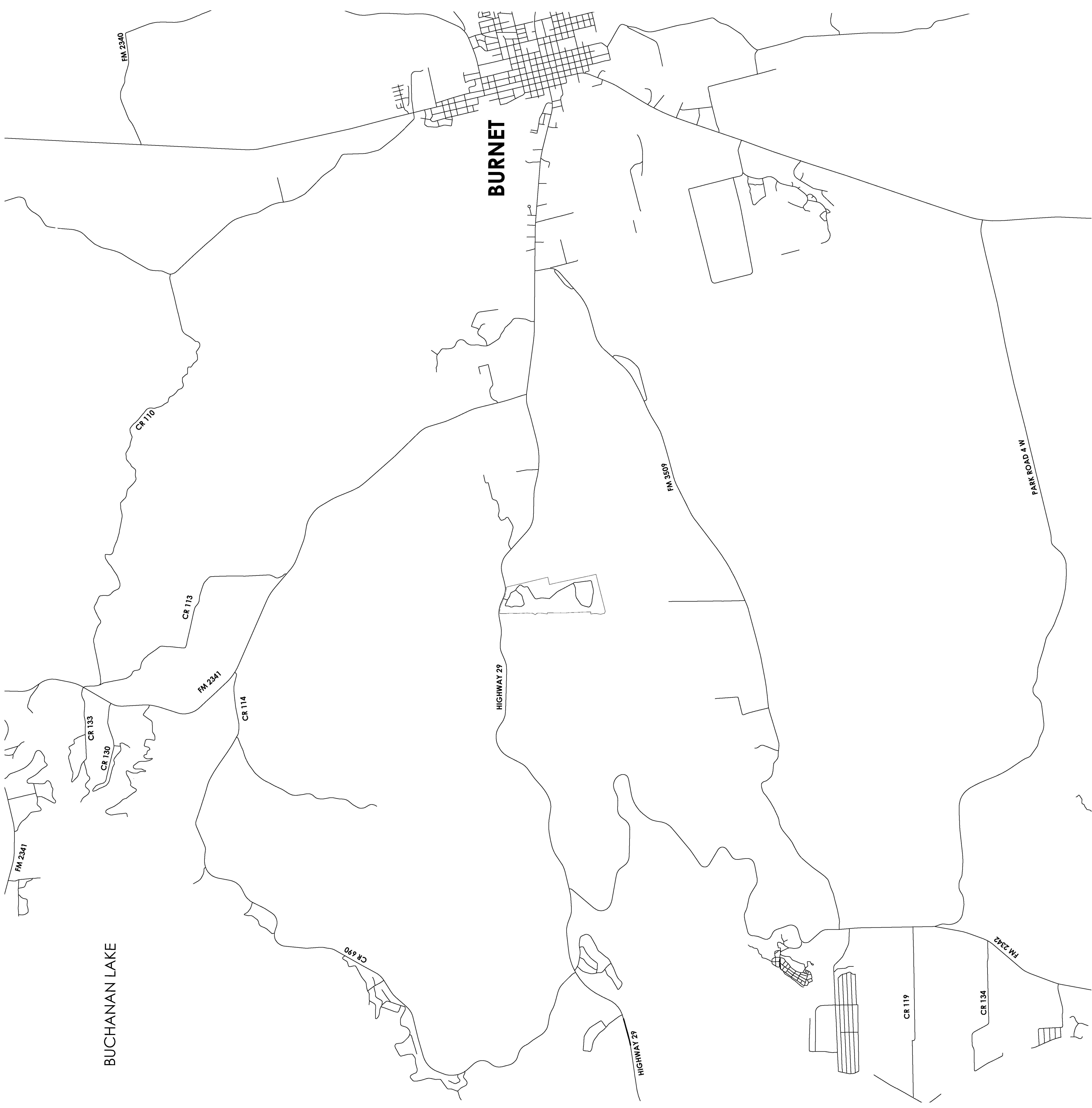
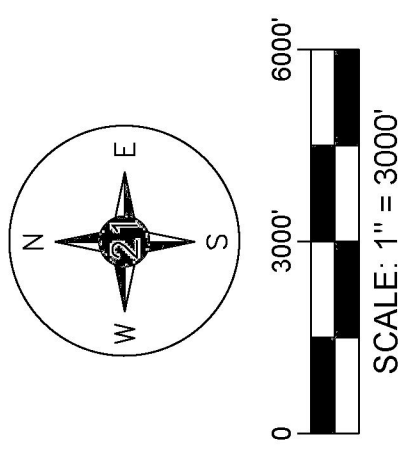
5/31/2021  
Date

*Anita Lewis*  
Signature

Office Personnel  
Title

# REQUESTED AREA TO TRANSFER AND AMEND FROM CCN NO. 11630 TO CCN NO. 13290

OVERALL LOCATION - BURNET COUNTY



Requested Area

EXHIBIT 1	DATE:	4/25/22
	DRAWN BY:	KAR
	SCALE:	1" = 3000'
	SHEET NAME:	OVERALL LOCATION MAP
		DEER SPRINGS

**DESIGN GROUP INC.**  
 1331 Jefferson, Suite 301  
 Washington, MO 63090  
 info@designgroupinc.net  
 P: 636-432-5229

REQUESTED AREA TO TRANSFER AND AMEND FROM CCN NO. 11630 TO CCN NO. 13290

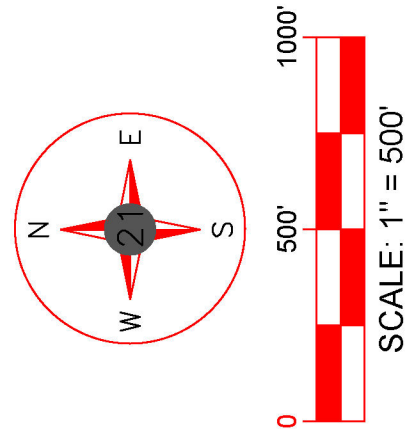
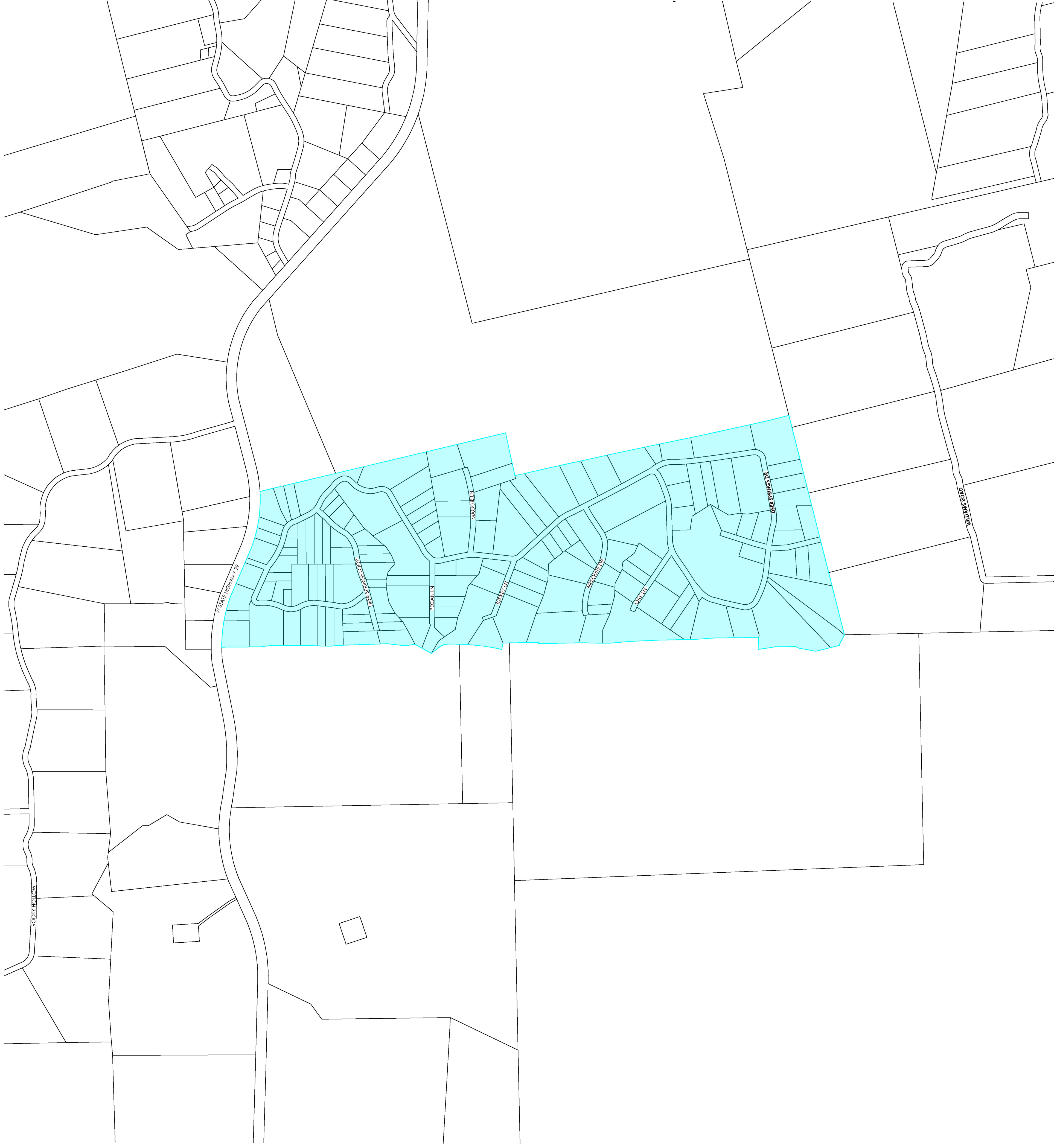


EXHIBIT A	4/25/22
DATE:	KAR
DRAWN BY:	1" = 500'
SCALE:	DEER SPRINGS
SHEET NAME:	
DETAIL MAP:	

**21 DESIGN GROUP INC.**  
 1331 Jefferson, Suite 301  
 Washington, MO 63090  
 info@21designgroup.net  
 P: 636-432-5229

The following files are not convertible:

Uncertificated Area to Add.prj  
Uncertificated Area to Add.shp  
Uncertificated Area to Add.shx  
Uncertificated Area to Add.dbf  
Uncertificated Area to Add.idx

Please see the ZIP file for this Filing on the PUC Interchange in order to access these files.

Contact [centralrecords@puc.texas.gov](mailto:centralrecords@puc.texas.gov) if you have any questions.