



Filing Receipt

Received - 2022-12-09 05:58:25 PM
Control Number - 53385
ItemNumber - 833



ENGIE Renewable Services, LLC

SOLAR PROJECT EMERGENCY RESPONSE PROCEDURES MANUAL

Sun Valley Solar, Abbott, Texas.

Emergency Response Plan

REVISION: 1

EMERGENCY RESPONSE PLAN

TABLE OF CONTENTS

Contents

1.0	Introduction	4
2.0	Project description	4
4.0	Emergency Notification.....	5
4.1	Notification procedure.....	5
4.2	Site evacuation procedure	7
4.3	Natural Disasters or Acts of terrorism without warning.....	7
4.4	Fire Prevention Procedures	8
4.5	Sever Weather Conditions	8
4.6	Earthquakes	9
4.7	Tornadoes	10
4.8	Floods.....	10
4.9	Wildfires	10
4.10	Lightning.....	11
4.11	Blizzards/Ice	11
4.12	Weather Emergency Response	11
4.13	Staffing during weather emergency	12
4.15	Cyber Security	13
4.16	Pandemic & Endemic	13
4.17	Fire Prevention Plan.....	15
4.18	Fire Response	15
4.19	Physical Security.....	15
4.20	Water Shortage	15
4.21	Adequacy and Operability of fuel switching equipment	15
4.22	Restoration of service	15
4.23	Post Incident Review of response procedures.....	16
4.24	Emergency Response Drill.....	16
4.25	Plan Holders	16
5.0	In case of spillage	16

6.0	Aircraft Impact	17
7.0	Acts of Sabotage, Terrorism & Bomb threats	17
7.1	Bomb Threat Procedure.....	18
7.2	Chemical and Biological Threat.....	19
8.0	Post incident review of response procedure	19
9.0	Contact Information.....	19
10.0	Map of Site	21
11.0	Concise Emergency Plan	22
12.0	Revision history.....	24

1.0 Introduction

The Emergency Response Plan primarily deals with what action needs to be taken that if an incident occurs, it does not deal with the issues and details of a formal Health & Safety Plan. It assumes that all contractors and subcontractors working on the site, like ENGIE Renewable Services, LLC, have their own Health & Safety Plan and their staff are trained and experienced in the daily implementation of that Plan and the procedures and recommendations that it provides. As part of ENGIE due diligence when appointing its own subcontractors, such Health & Safety Plans and the subcontractors' Safety Records are reviewed.

A copy of this Emergency Response Plan will be provided to the local emergency services to apprise them of the construction of this facility and to enable them to formulate their own response plan. The local emergency services will be invited to visit and make their own assessment of the site and to suggest any improvements and additions to this plan.

This document will form part of the site safety induction for all site personnel, prior to issuance of the Site Safety Passport which is given to all site workers to evidence their bona fide presence on site and that they have been through a formal site induction.

An overall map of the site showing where emergency response equipment will be stored for the duration of construction will be developed after meetings and input from emergency providers and contractors. This map will be submitted to emergency responders prior to site preparation. This map will also show the location(s) of gated/locked entrances.

2.0 Project description

Maps showing the overall site layout and site location are included at the end of this plan. Sun Valley consists of seventy – six (76) solar inverters, each rated 3.35 MVA, with a total gross capacity of 268. MVA. The plant will be dispatched at 250 MW, measured at the generator terminals.

The plant is located in Hill County, Texas, at TSP's Four Brothers Switching Station ("Four Brothers Switch") in TSP's Tradinghouse Switch to Lone Star Transmission ("LST") Sam Switch double-circuit 345 kV transmission line with one of the circuits to loop into Four Brothers Switch. Specifically, Generator shall connect at a delivery voltage of 345 kV and the Point of Interconnection

3.0 Notification and Communication

3.1 Notification and Communication

The on-shift discovering Technician is responsible for classifying an event in the appropriate emergency class and then notifying plant personnel as needed. This notification could involve utilization of Facility cellular phones and/or alarm systems.

Visitors to the plant and operational areas are assigned to a site representative. This individual is responsible for informing visitors of emergencies when they occur, and for taking protective action as necessary. Plant personnel are trained on actions to be taken in an emergency, prior to their work assignments. If training has not occurred, an individual who has been trained in

emergency response procedures must escort them. The training includes instructions on the methods of notification and the required actions in the event of an emergency.

3.2 Notification of Operators, Corporate and Regional Personnel

The Operators Corporate and Regional personnel must be notified of all types of emergencies, including unusual events. Specific details on notification of Company Corporate and Regional personnel are covered in appropriate notification procedures. The Plant Manager will ensure that covered incidents are reported via the site procedure for notification of Agencies and contact list. All follow up written notifications prepared by the Plant Manager and MUST be reviewed by Operators' Corporate HSE Department prior to being submitted.

3.3 Notification of Public

This section gives a general description of the public education and information program for the Facility. The Facility will provide the authorities with supporting information for public notification. Public notification to the residences, businesses, etc. surrounding the facility will be the responsibility of local/state officials. This notification will be carried out through existing systems (e.g., outdoor warning sirens, Emergency Broadcast)

3.4 Handing of News Media

All communications shall be coordinated through the Operators Corporate Communications Department as per the requirements of the Operators communication policy.

4.0 Emergency Notification

4.1 Notification procedure

All emergency situations should immediately be reported.

The following 7-step Emergency Notification Procedure should be used:

1. Notify 911 Immediately
 - Give the site name, address, and directions to the operator, as well as describe the emergency.
2. Describe the type of emergency. Typically the categories include:
 - Medical Emergency
 - Fire
 - Construction/Operational Emergency
 - Equipment Failure – Specify
 - Hazardous Spillage - Specify
 - Power Failure
 - Extreme Weather Conditions
 - Thunderstorm/ Electrical Storm
 - Extreme High Winds
 - Severe Hail

- Snow/Ice Storm
- Transport Incident
 - Passenger Vehicle
 - Heavy Hauler
 - Heavy Plant
 - Aircraft Impact
- Extreme Site Conditions
 - Flood
 - Earthquake
 - Volcanic Eruption
- Act of Sabotage/Vandalism
 - Act of Terrorist
 - Bomb Threat

When describing personnel involved, indicate the numbers affected and the following initial assessment:

- Fatality
- Major Illness (heart attack, not breathing, unconscious, etc.)
- Major Injury (broken bone, loss of limb, severe cuts/bleeding, etc.)
- Minor Injury (twisted ankle, foreign body in eyes, minor cuts, etc.)
- Bite/Sting (snake, scorpion, etc.)
- Weather Effect (effects of heat, sun, cold, wind chill, lightning strike, etc.)
- Incident Type (fall, crush, vehicle crash, fire, electric shock, etc.)

3. Location

Give the operator the location of the emergency, by referring to the nearest solar inverter, structure, or road junction and whether casualties are in the open, trapped in a vehicle or site equipment.

4. Notify Plant Manager

Site staff will contact a ENGIE Renewable Services, LLC, Plant Manager (see list) who will assist at the location of the emergency. Jointly, the supervisors

will arrange for a trained first aider to attend the scene of the emergency, if required. The names of all first aiders should be made available to all the site supervisors – first aiders should be identified by a black sticker on their hard hat.

5. Coordinate

The supervisor(s)/Plant Manager will send an employee to the nearest site access point to meet the emergency services, and escort them to the location of the emergency. The gate guard should also be informed to assist in directing the emergency services to the scene of the incident.

If air evacuation services are required, a designated helicopter landing area has been located.

6. Accompany

The supervisor(s) will continue to assist with the situation on site, and one of the supervisors will accompany any injured personnel to the hospital. The supervisor will stay until examination (including a drug & alcohol test) is complete, so that a full report including the extent of the injuries can be made. The employer can later require the injured to make an appointment to see the Company Doctor if confirmation of the extent or nature of injuries, treatment or disability is required.

4.2 Site evacuation procedure

1. Personnel empowered to order evacuation/shutdown of the site are:

- Supervisors of individual contractors, who may instruct their own people to evacuate
- ENGIE Renewable Services, LLC. supervisors, who may instruct ALL personnel to evacuate
- Site supervisors, who may instruct ALL personnel to evacuate

2. When instructed, evacuate site via nearest access to public road, and assemble at a designated location.

3. In case of fire, try to remain upwind of it. The ENGIE Renewable Services, LLC, site manager (or designated person) will arrange a head count of all personnel. This will be done by the supervisors from each contractor carrying out their own headcount and advising ENGIE Renewable Services, LLC of the result. Supervisors from each contractor will be responsible for maintaining an accurate record of which personnel are onsite each day, to be able to identify which personnel are missing in the case of an emergency evacuation. Further, a sign-in/sign-out procedure will be implemented at the entrance.

4.3 Natural Disasters or Acts of terrorism without warning

Natural disasters like earthquake, volcanic eruption and flash flood will almost certainly occur without warning. In such cases it is important that the site be evacuated with all possible haste. All site personnel should move away from the location of the event and get to a safe distance and location. It is essential that you remain calm and do not panic. Once you are safe, you should contact Emergency Services and your site supervisor or company headquarters to enable a roll call and for authorities to establish numbers of survivors and assess those who are not accounted for. Hurricane annex is not applicable to Sun Valley as the facility is not located in evacuation zone as defined by TDEM.

Acts of terrorism, by their nature, frequently come without warning and should be treated in the same manner as natural disasters.

The radio (PMR) will be the source of information/communication and site personnel should tune into a news station until such time as all clear is announced and they can either safely return to the site or their home.

All personnel should remain at a safe location until the Plant Manager contacts you to confirm it is safe to return to site.

4.4 Fire Prevention Procedures

A separate Fire Prevention & Mitigation Plan has been developed for this project, in view of the fire risk posed by the natural vegetation and climate.

4.5 Severe Weather Conditions

Severe weather conditions, particularly gusting high wind speed and electrical storms, have a pronounced effect on the maintenance and any emergency medical response to any on the site. Records will be kept of prevailing weather conditions daily and periodically throughout the day weather forecast updates will be reviewed and assessed to ensure the safe continuity of work, while ensuring that weather sensitive activity is only commenced on the understanding that existing or imminent weather conditions will not exceed the risk assessed for that activity. In any event, due diligence should be proactive with routine observation by all concerned about obvious local changing atmospheric conditions that could indicate deteriorating weather conditions.

In addition, heavy lifting cranes have specific limitations with respect to positioning, rigging and lifting components that will change with the dimensions of the component, the location, ground conditions, weather conditions and wind speeds.

ENGIE Renewable Services recommendations and the crane limitations need to be considered for each stage of maintenance to balance the risk inherent in each operation.

Regarding atmospheric electrical activity, tall metal structures like heavy lifting cranes are prone to attract such activity until such time as suitable grounding is in place. In the event of local electrical storms or thunderstorms, all inverter locations should be evacuated, and site personnel seek safety in the cab of their vehicle at least 180 ft from the inverter location until 30 minutes strike after the last known lightning strike within 30-mile radius or until such time as the storm has passed or abated.

The types of natural phenomenon and weather emergencies that have the potential to exist at the facility include:

- Earthquakes
- Tornados
- Floods
- Wildfires

- Lightning
- Blizzards/Ice

Upon identification of any unusual conditions that could lead to a natural phenomenon and weather emergency the following actions should be taken:

- Immediately notify the Plant Manager
- Take whatever actions possible to assist personnel or place the plant/equipment in a stable condition.
- Be aware of any information being provided over the radio, television broadcast system, or internet regarding the conditions and actions required.

The Technician on shift should take all necessary actions to place the plant in a safe and stable situation and ensure the protection of personnel.

4.6 Earthquakes

Unlike other natural phenomenon and weather emergencies, Earthquakes typically occur with little to no advance warning. Therefore, when an earthquake does occur it is important to stay as safe as possible. Be aware that some earthquakes are actually foreshocks, and a larger earthquake may occur. Also, be aware that many earthquakes are accompanied by aftershocks after the main event has occurred. If an earthquake occurs minimize your movements to a few steps to a nearby safe place and if you are indoors stay, there until the shaking has stopped and you are sure exiting is safe.

The following actions should be followed for personnel indoors:

- Drop to the ground and take cover by getting under a sturdy desk or other piece of furniture and hold on until the shaking stops. If there isn't a desk or sturdy piece of furniture near you, cover your face and head with your arms and crouch in an inside corner of the building.
- Stay away from glass, windows, outside doors and walls, and anything that could fall such as lighting fixtures or furniture.
- Use a doorway for shelter only if it is near you and if you know it is a strongly supported load bearing doorway.
- Stay inside until the shaking stops and it is safe to go outside.
- Do not use elevators until they have been inspected to ensure that they are safe for use.

The following actions should be followed for personnel outdoors:

- If you are already outdoors stay there.
- Move away from buildings, structures, light poles, and utility wires.
- Once in the open stay there until the shaking stops to prevent being hit by falling debris.

4.7 Tornadoes

The on-shift technician will monitor the conditions and notify the Plant Manager when a Tornado Watch or Tornado Warning has been issued for the area. If time permits, preparations should be made to bring indoors or secure small and/or loose materials and equipment that could become airborne.

A tornado watch is issued when weather conditions are favorable for the development of tornados in and close to the watch area. A tornado warning is issued to warn an area that a tornado may be imminent. A watch can be issued after either a tornado or funnel cloud has already been spotted, or if there are radar indications that a tornado may be possible.

When a tornado threat is imminent (tornado warning has been issued in the immediate area), employees and other on-site persons should assemble in the Administration Building until the plant all clear has been given. The Plant Manager or his designee shall determine when the threat has passed and sound all clear.

Note: Designated safe assembly areas include pre-designated shelters such as a safe room, basement, or the lowest building level. If there is no basement, go to an interior room on the lowest level away from corners, windows, exterior doors, and exterior walls (rooms with CMU [concrete masonry unit] walls are best). Put as many walls as possible between you and the outside.

4.8 Floods

Whenever a flood is likely in the area of the facility, the on-shift operator will monitor the conditions and apprise the Plant Manager of the situation as necessary. The Plant Manager shall be responsible for making the determination which, if any, personnel shall be evacuated from the facility based upon the recommendations of local authorities and if sandbags or other protective measures should be placed in front of doors or other low points throughout the facility.

When there is an imminent threat of flood waters entering the facility, employees and other on-site persons should assemble in the Insert Location until the plant all clear has been given. The Plant Manager or his designee shall determine when the threat has past and sound all clear. After all clear has been sounded the Plant Manager or his designee shall obtain an accurate head count of personnel, assess if any personnel have received injuries that require first aid or medical treatment, and begin efforts to inspect the facility for damages per the Recovery and Re-entry procedures.

Note: Unlike for other natural phenomenon and weather emergencies, the designated assembly area for floods shall be located on an upper level.

4.9 Wildfires

The facility is located in areas where wildfires are likely should make every effort to reduce their exposure by maintaining at least 200 feet between structures and nature that is free of brush,

grasses, and trees that will act as a combustion source. Additionally, flammable liquids and gases should be stored a minimum of 100 feet from buildings.

Whenever a wildfire exists in the area of the facility, the on-shift technician will monitor the conditions and apprise the Plant Manager of the situation as necessary. The Plant Manager shall be responsible for making the determination which, if any, personnel shall be evacuated from the facility based upon the recommendations of local authorities and if hose lines shall be used to soak areas to reduce the spread of fires.

When there is an imminent threat of wildfires at a facility, employees and other on-site persons should assemble in the Administration Building until the plant all clear has been given. The Plant Manager or his designee shall determine when the threat has past and sound all clear.

4.10 Lightning

Lightning hazards are common in and around the work areas. If lightning is detected within 50 miles of the work site, a warning should be issued to employees. If lightning is detected within 30 miles of the work site, all tower work should cease, and personnel should evacuate to the administration building until the hazard has passed. If it is not possible to reach the administration building, employees should evacuate to the company vehicle. Areas to avoid include lakes, sloughs or any open body of water, tops of buildings, high lines, vessels, or crane operation (if applicable).

4.11 Blizzards/Ice

In addition to the cold weather conditions the site is prone to icing and snow events:

- Employees should evacuate to the administration building until further instructions can be given.
- The site staff shall monitor the inverter output for signs of production loss and communicate de-rates to the
 - Real Time Desk: assetman@engie.com
 - Phone: 877-336-3480, 713-597-1821

4.12 Weather Emergency Response

Cold Weather Emergency

Forecasted potential cold weather emergencies are actively monitored by site team to help anticipate severity and proper response needed. If potential cold weather emergency has been forecasted the proper support personnel will be identified 48hrs before event is forecasted to occur and must remain available to support. If weather emergency impedes travel to and from site then support personnel will remain on site during the duration of the emergency. Support personnel will utilize cots and non-perishable foods located at site. Personnel will exhaust all feasible means to keep plant operational. Possible OMC condition may occur if temperature drops below minimum inverter design specifications. See Table Below:

Configuration	Criteria	Minimum Temperature (°C)
Standard Weather	Operating	-15
	Survival	-20
Cold Weather Extreme (Option)	Operating	-30
	Survival	-40

Hot Weather Emergency

Forecasted potential hot weather emergencies are actively monitored by site team to help anticipate severity and proper response needed. Site team will reference “OSHA Heat Index: A” to determine if it’s safe to work in current conditions. Personnel will exhaust all feasible means to keep plant operational. Possible OMC condition may occur if temperature rises above inverter design specifications. See Table Below:

Configuration	Criteria	Maximum Temperature (°C)
Hot Weather	Operating	43
	Survival	45

4.13 Staffing during weather emergency

Every effort will be made to ensure proper staffing during an emergency event. Site staff will decide the appropriate actions to be taken such as rotating shifts. The site is equipped with food, water and sleeping equipment to last a week of 24-hour activity. In case of a full evacuation the site can be operated remotely

4.14 Emergency Response Supplies

Personal Protective Equipment

Personal protective equipment has such as hard hat, safety glasses and safety toe boot have been issued to all staff. The site maintains first aid kits in the operations building, substation, and all company vehicles

Site Emergency Supplies

The site has emergency food, cots, and water to last an extended stay onsite

The site has a backup generator to provide electricity and is maintained annually and checked monthly.

Fire Extinguishers

Fire Extinguishers are located throughout the operations building, vehicles and substation and are inspected monthly

Spill Control and Mitigation

Spill kits are located in each vehicle as well as the operations building oil storage area

Communications

Each technician has access to a radio and utilizes mobile phones

The office is equipped with hard wired telephones for communication

4.15 Cyber Security

Cyber security threats are becoming more common as well as more sophisticated. It is important to report a suspected cyber security threat as soon as it is discovered. If you suspect a cyber security breach it is important to report this to the Sun Valley site management so steps can be taken to initiate the Cyber Incident Response. To prevent cyber incidents please remember the following:

- Use strong passwords
- Do not write passwords down as reminders
- Report suspicious emails utilizing the phishing button in Outlook
- Report suspicious contacts
- Do not use or allow usage of USB drives, sticks, storage
- Keep secure server rooms closed and locked

4.16 Pandemic & Endemic

It is important to prevent and mitigate the chance of business interruption due to a pandemic/epidemic. Once a pandemic/epidemic occurs follow the Engie Business Continuity Plan. This is a site-specific plan to prevent the spread of the pandemic on site. This includes the mitigation of the Covid-19 Corona virus:

1. As directed by corporate per threat.
 1. When a crisis arises, we will evaluate the hazards at that time with plant operations in mind.
 2. How contagious is it?
 3. Severity of health risk.
 4. Duration of sickness per person.
 5. How it is spread.

6. Do we need to separate personnel? (Work at home, work at different times, etc.)
2. All staff at Sun Valley are essential to the facility's production. We will provide the following to mitigate the chance of catching the virus or illness
 1. Hand sanitizer and bleach wipes will be provided in several locations in the plant.
 2. All employees and contractors have been notified to stay at home if they are feeling sick and respect a two-week self-quarantine.
 3. Discussions in daily safety meetings on the mitigation of the virus
 4. All safety and morning meetings will be held in the O&M shop area to provide space between employees.
 5. Proper hygiene will be reinforced i.e., hand washing, coughing into elbow, and limiting exposure.
 6. Technicians work in pairs. The assigned pairs will not be mixed to prevent the passage the virus or illness to other crews
 7. Site visitors and visiting technicians will not be allowed on site unless necessary for the operation of the facility.
 8. Site staff will not utilize other technicians' equipment such as computers, I pad, phones, pens, or tools without cleaning.
 9. Doors and commonly touched items will be cleaned daily with bleach wipes and disinfectant spray.
 10. Clean and disinfect the breakroom.
 11. Clean before you touch it. Clean after you touch.
3. Staffing Requirements
 1. Engie staff: 2 technicians and 1 engineer to rotate on calls to the plant.
 2. PE: 4 crews, 2 technicians each and 1 supervisor to assign work.
 3. Technicians work in pairs. The assigned pairs will not be mixed to prevent the passage the virus or illnesses to other crews.
 4. All sitework that is not necessary will be evaluated prior to scheduling.
 5. Site visitors and visiting technicians will not be allowed on site unless necessary for the operation of the facility.
 6. Performing critical tasks (such as items to keep the plant operating)
 7. We have the means at our facility for extended stays if necessary. (Food, showers, and cost etc.)
4. Spare Parts.
 1. During a pandemic, plant personnel will utilize on-hand spares until exhausted. In the event we need to engage with other industry participants to procure additional parts to continue plant operations efforts will be made to sanitize all procured equipment to minimize risk of contamination.

2. Due to plant differences (engineered, controls, physical differences), safety is a primary concern. Each plant may have minor to major differences from one plant to another.

5. Supply Chain

Sun Valley has a complement of spares to include inverter and BOP spares available. The site has a list of spare parts we keep in stock for our plant. We may re-evaluate our spares in the future to see if we may need additional spares added to our list. Plant will maintain constant communication with Original Equipment Manufacturers (OEM) as to status and their ability to support equipment requirements.

4.17 Fire Prevention Plan

A separate Fire Prevention & Mitigation Plan has been developed for this project, in view of the fire risk posed by the natural vegetation and climate.

4.18 Fire Response

Site Staff should only attempt to extinguish incipient stage fires or fires that can be reasonably extinguished with available portable fire extinguishing equipment and that do not endanger their own welfare or the welfare of others. Any hazardous materials or wastes (especially ignitable materials) should be moved away or protected from the fire, if reasonable to do so. Fire response should only be attempted after the Technician has been notified of the situation, and only by employees trained in fire response. In the event of a major fire, the Technician will call the Abbot Volunteer Fire Department for assistance (911).

4.19 Physical Security

The plant substation, operations building, equipment, storage and inverter are all secured by physical locks. The operations building is behind a locked fence when not occupied. Keys will only be issued to authorized staff. If anyone notices a physical security breach Notify 911 immediately followed by the Plant Manager.

4.20 Water Shortage

This section is not applicable.

4.21 Adequacy and Operability of fuel switching equipment

This section is not applicable.

4.22 Restoration of service

The objectives following any emergency declaration will be to alleviate the consequences of the event and to take those steps described in this Plan to minimize any effects on the health and safety of plant workers and public. Once the emergency situation has ended, the goal will be to restore the plant to normal operating status. For some situations, such as an unusual event involving a natural

phenomenon that has no effect on the plant operation, the emergency situation may not require any change from normal operations. Therefore, no formal transition will be required. In other circumstances that may involve suspected or actual damage to the plant, a transition will be appropriate. This is defined as the Recovery Phase.

In the event of system trip or component failure the following steps below will be followed:

- Notify Realtime Desk of situation/appropriate Engie personnel.
- Identify source of event through visual means or event files.
- Identify replacement components needed if necessary.
- Replace damage system components if necessary.
- Return affected system to service with appropriate energization plan.
- Notify Realtime Desk/appropriate Engie personnel that system has been restored.

4.23 Post Incident Review of response procedures

At the weekly site safety meeting following an emergency response incident, the site team will review how successfully the Emergency Response Plan was implemented. Following this review, actions will be taken to correct any deficiencies, either by improved communication of the Emergency Response Plan or by modification to the Plan.

4.24 Emergency Response Drill

The Facility will participate in at least one drill each calendar year to test its EOP. Following an annual drill the entity must assess the effectiveness of its emergency response and revise its EOP as needed. The Sun Valley facility does not operate in a hurricane evacuation zone as defined by TDEM,. An entity conducting an annual drill must, at least 30 days prior to the date of at least one drill each calendar year, notify commission staff, using the email drillnotice@puc.texas.gov listing the date, time, and location of the drill. An entity that has activated its EOP in response to an emergency is not required, under this subsection, to conduct or participate in a drill in the calendar year in which the EOP was activated.

4.25 Plan Holders

This plan will be held both by ENGIE Renewable Services, LLC O&M and by each of the on-site ENGIE staff. In addition, copies shall be sent to the respective emergency services. This will also be provided, together with a site layout map and site location map, in a laminated format during orientation.

5.0 In case of spillage

A separate spill prevention, control, and countermeasures plan (SPCC) has been developed to address those issues in detail. Please refer to that plan for more detailed instructions regarding spill prevention and response.

In the event of a spillage of a hazardous or potentially hazardous substance: Initiate the oil spillage procedure after checking:

- Type of oil or hazardous substance involved

- Estimated quantity of spillage
- Fire Risk
- SDS recommendations and considerations

Inform the closest site supervisor and organize delivery to the location of the site emergency spill kit.

Should the spill be too extensive to be resolved using the available spill kit, then the spill should be contained as far as is practicable and the nearest Hazmat specialist contacted to resolve the situation.

The spill should be reported to the National Response Center and the State:

National Response Center: 1-800-424-8802

The following information will be required when reporting the incident:

- Clearly identify the location of the spill
- What substance is involved
- Approximate quantity spilled
- Approximate concentration of the spilled material, if appropriate
- Identify the source of the spill
- Identify who is cleaning the spill
- Identify any resources damaged, if applicable
- Provide contact information

Location Of Safety Data Sheets for Hazardous Materials

Each subcontractor is required to maintain listings of all materials that they are using which may be flammable or hazardous to health in accordance with OSHA 1910.39-C and will provide a copy, updated as appropriate to the ENGIE Renewable Services, LLC site office. The location of these files within each subcontractor's trailer or office, and the ENGIE Renewable Services, LLC site office, should be highlighted and clearly visible.

6.0 Aircraft Impact

This section does not apply to solar sites.

7.0 Acts of Sabotage, Terrorism & Bomb threats

With the advent of potentially increased levels of terrorist activity on mainland USA, it has become essential that all companies consider the implications to the health and safety of their staff should a terrorist attack occur in the workplace. The primary concerns are threatened bombing attacks and the potential for chemical or biological attack

If an act of terrorism comes without warning, or in the case that an incident is subsequently found to be caused by vandalism or sabotage, the Emergency Response Plan will be brought into effect to mobilize the appropriate emergency services.

7.1 Bomb Threat Procedure

If a bomb threat call is received, the main objective is to record every word of the threat message accurately and obtain as much information as possible from the caller. To this end, the following questions should be asked:

- When will the bomb go off?
- Where is the bomb?
- What type of bomb is it?
- What does it look like?
- When was it put there?
- Why are you doing this?
- Who are you?

While talking to the person, try to determine:

- The sex of the caller
- The style of speech
- The accent and mannerisms of the caller
- Listen for background noises that could be helpful to an investigator

After receiving the call, the recipient will then:

- Contact the Site Manager or the nearest Site Supervisor
- Or Dial 911 and inform the County

Site Management should:

- Make sure the County Sheriff's Office has been informed.
- Ensure immediate evacuation of the area of the bombs supposed location, and the surrounding areas.
- Prepare to implement the Evacuation Procedure.
- Prepare relevant documentation to assist in assessing the situation with police and authorities – information such as the number of persons at each site location, site maps, plans of related buildings and equipment, etc.
- Coordinate and supply support to the County Sheriff's Office as requested.

Whether the threat is received in writing or in person, the same procedure should be followed as far as possible.

A procedural check list shall be maintained and readily available, incorporating the above elements.

7.2 Chemical and Biological Threat

It is difficult to have a contingency plan that takes into consideration all the possibilities that avoid the consequences of a Chemical or Biological attack, however, should a warning or threat be issued, the identical procedure should be applied as that used for a Bomb Threat. Leaving the area is even more imperative. Keeping your body covered as far as possible to avoid any skin contact with the threatened substance is a priority. Covering the nose and mouth to avoid inhalation is also a must.

If a letter or parcel is used to spread the noxious medium, all site personnel should be vigilant in their examination of suspicious or unsolicited deliveries. If there are any doubts as to the content of a letter or parcel, and if the senders address and the postmark do not match, the item should be treated as suspect and the authorities contacted to examine the piece under controlled conditions.

The site management cannot mandate for the malicious actions of others, but all site personnel should maintain a heightened state of awareness to protect themselves, their families and their colleagues at work.

DO NOT APPROACH, TOUCH OR ATTEMPT TO REMOVE ANY SUSPICIOUS OBJECT OR DEVICE.

8.0 Post incident review of response procedure

At the weekly site safety meeting following an emergency response incident, the site team will review how successfully the Emergency Response Plan was implemented. Following this review, actions will be taken to correct any deficiencies, either by improved communication of the Emergency Response Plan or by modification to the Plan.

9.0 Contact Information

Nearest 24/7 Hospital with ER capability that can be reached within 30-45 minutes

Will Respond to any Emergency call (Fire or EMS)

Dial: 911

Plant Manager:

Direct Contact Number

Hurel Johnson (Acting)

Dial: 832-256-1569

Site Technician:

Pious Ukwuoma

Dial: 346-481-4555

Site Technician:

David Troxell

Dial: 925-383-7706

Site Technician:

Juvencio Perez

Dial: 254-301-4406

Abbot Volunteer Fire Department – Fire Department

Dial: 214-543-9916

214 E Walnut St Abbot, Tx 76621

West EMS

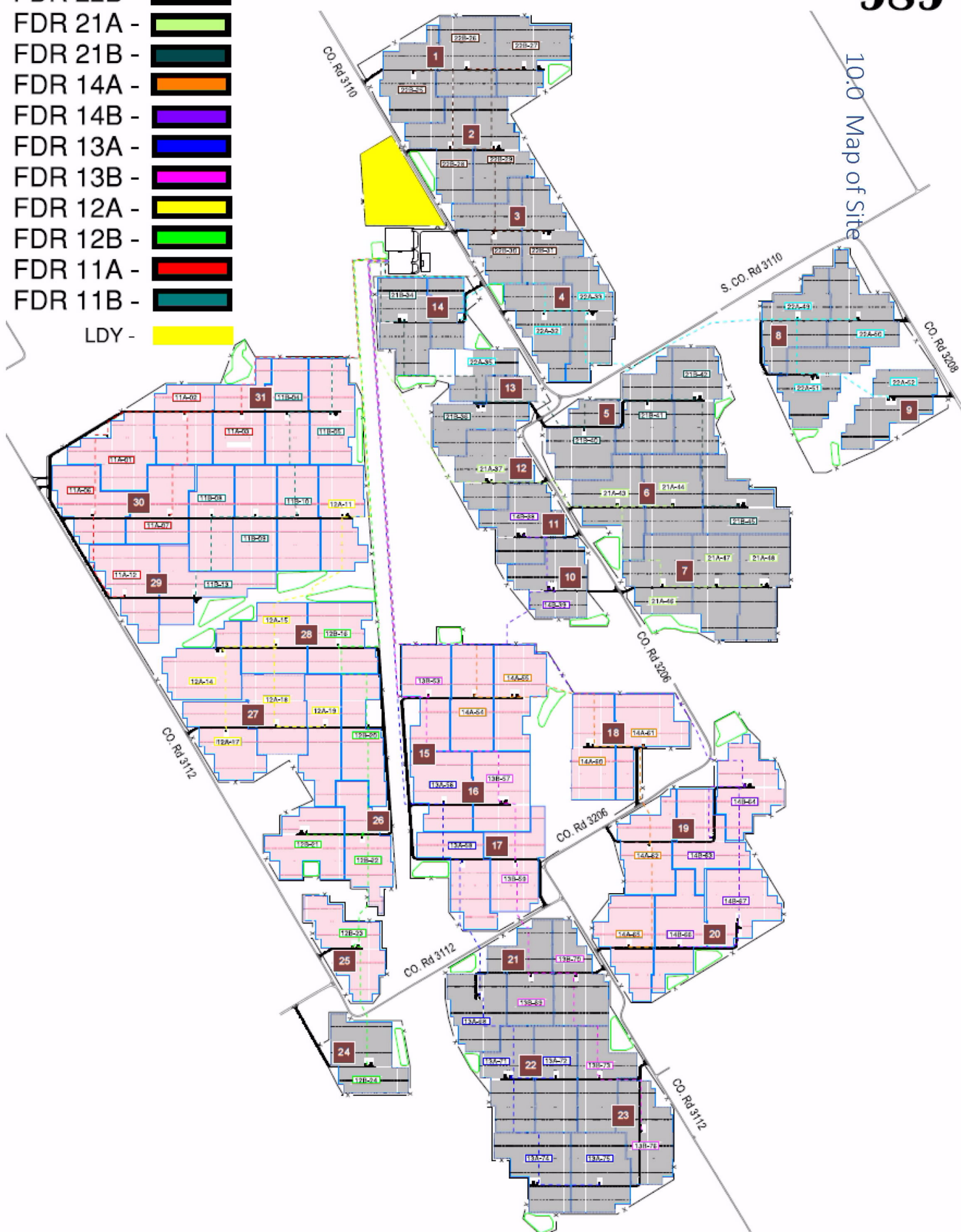
Dial: 254-826-3779

411 W Meadow St West, TX, 76691

West Police Department

Dial: 254-826-5311

110 N Reagan St Unit B West , TX 76691



11.0 Concise Emergency Plan

ENGIE Renewable Services, LLC

CONCISE EMERGENCY PLAN

HOW TO DEAL WITH AN EMERGENCY SITUATION

Use these notes in case of injury, illness, fire, and in case of evacuation.

***** ALWAYS KNOW YOUR LOCATION *****

(Each inverter location is numbered, for example A4, M2, etc.)

In case of INJURY or ILLNESS:

- 1.0 Call 911 after business hours. Give location and the inverter number of the emergency and describe the injury or illness.
- 2.0 During business hours notify a supervisor. All supervisors carry a cell phone and/or a two-way radio. Describe the emergency to the supervisor and include the inverter number.
 - Engie Plant Manager: Hurel Johnson (Acting) 832-256-1569
 - Site Technician: Pious Ukwuoma 346-481-4555
 - Site Technician: David Troxell 925-383-7706
 - Site Technician: Juvencio Perez 254-301-4406

Sun Valley Solar Site Offices:

Address: 857-899 S County Road 3110 Dawson, Abbot TX 76621

GPS Location: N31.86505 deg N, 97.01406 deg W

- 3.0 Dispatch a third party to the main gate to meet and escort the emergency services to your location. Reporting employee should STAY WITH THE CASUALTY.
- 4.0 Reporting employee, the supervisor or a designated health and safety representative should go with the casualty to the hospital.

In case of FIRE:

- 1.0 Call the fire department by dialing 911 and give the location of the fire.
- 2.0 Notify supervisors (as above).
- 3.0 Immediately clear the area of all personnel and, if possible, vehicles and flammables. If you are trained in fire safety, and the fire is small, attempt to put the fire out with an extinguisher. DO NOT PUT YOURSELF AT RISK.
- 4.0 Await the arrival of the fire department.

In case of SEVERE or EXTREME WEATHER, ACTS OF SABOTAGE or TERRORISM or MAJOR INCIDENT:

1.0 Prepare to evacuate the site. Supervisors will initiate and coordinate the evacuation. FOLLOW THEIR INSTRUCTIONS.

In any emergency, keep calm and don't panic. Give clear, concise information and directions. The attached map shows the layout of the roads and inverters on the solar project, and the site muster point.

12.0 Revision history

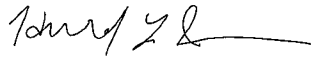
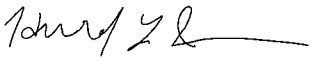
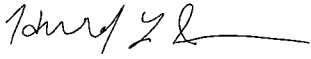
This document shall be reviewed on an annual basis to ensure the integrity and safety.

Change history:

The following table summarizes the change history of the document.

Version	Description of Change	Initiator	Date
Draft	Initial revision & draft	Tarek Morgan	November 7, 2022
1	Issue for release	Pious Ukwuoma	November 14, 2022

Approval:

Approved by	Title	Signature	Date
Hurel L. Johnson	Plant Manager (Acting)		11/15/22
Hurel L. Johnson	Texas Regional Manager (Acting)		11/15/22
Hurel L. Johnson	US Director of Operations		11/15/22

**EOP Affidavit - Sun Valley.pdf**

DocVerify ID: 4ECD3144-E5CD-4501-8EB8-034260243F1D
Created: December 09, 2022 12:18:55 -8:00
Pages: 2
Remote Notary: Yes / State: TX

This document is a DocVerify VeriVaulted protected version of the document named above. It was created by a notary or on the behalf of a notary, and it is also a DocVerify E-Sign document, which means this document was created for the purposes of Electronic Signatures and/or Electronic Notary. Tampered or altered documents can be easily verified and validated with the DocVerify veriCheck system. This remote online notarization involved the use of communication technology.

Go to www.docverify.com at any time to verify or validate the authenticity and integrity of this or any other DocVerify VeriVaulted document.

E-Signature Summary**E-Signature 1: Russell Dauterman Young (RDY)**

December 09, 2022 12:32:49 -8:00 [3D3E38D28E7B] [24.177.43.199]
russ.young@engie.com (Principal)

E-Signature Notary: Dena Alaniz (dal)

December 09, 2022 12:32:49 -8:00 [0E2BA2D4C7F6] [76.142.147.140]
Dena.Alaniz@kgates.com

I, Dena Alaniz, did witness the participants named above electronically sign this document.



AFFIDAVIT

State of Texas
County of Harris

§
§
§

Before me, the undersigned notary public, on this day personally appeared Russell Dauterman Young, to me known to be the person whose name is subscribed to the foregoing instrument, who being duly sworn according to law, deposes and says:

“1. My name is Russell Dauterman Young. I am over the age of eighteen and am a resident of the State of Texas. I am competent to testify to all the facts stated in this Affidavit, and I have the authority to make this Affidavit on behalf of Sun Valley Solar LLC (PGC certification number 20679).

2. I swear or affirm that in my capacity as Vice President, of Engie North America Inc., I have personal knowledge of the facts stated in the Emergency Operations Plan (“EOP”) submitted to ERCOT and filed in Project No. 53385.

3. I further swear or affirm that I have personal knowledge of the facts stated below:

- Relevant operating personnel are familiar with and have received training on the applicable contents and execution of the EOP, and such personnel are instructed to follow the applicable portions of the EOP except to the extent deviations are appropriate as a result of specific circumstances during the course of an emergency;
- The EOP has been reviewed and approved by the appropriate executives;
- Engie North America Inc. intends to conduct a drill consistent with subsection (f) of PUC Subst. R. § 25.53 by 30 September 2023, and will provide notice to the Commission at least 30 days before that drill is conducted. Once that drill is conducted, Engie North America Inc. will notify the Commission;
- The EOP, or an appropriate summary, will be distributed to local jurisdictions as needed;
- Engie North America Inc. maintains a business continuity plan that addresses returning to normal operations after disruptions caused by an incident; and,
- Emergency management personnel who are designated to interact with local, state, and federal emergency management officials during emergency events have received the latest IS-100, IS-200, IS-700, and IS-800 National Incident Management Systems training.

4. I further swear or affirm the information, statements, and/or representations contained in the Emergency Operations Plan are true, complete, and correct to the best of my knowledge and belief.

4ECD3144-E5CD-4501-8EB8-034260243F1D -- 2022/12/09 12:18:55 -8:00 -- Remote Notary



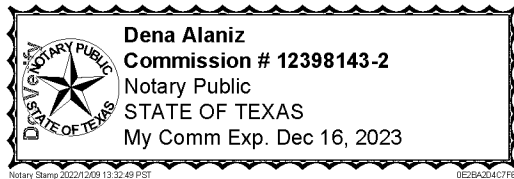
Further affiant sayeth not.

Russell Dauterman Young

Signed on 2022/12/09 12:32:49 -8:00

Russell Dauterman Young
Vice President
Engie North America Inc.

SWORN TO AND SUBSCRIBED TO BEFORE ME on the ____ day of 12/09/2022 2022.



Notarial act performed by audio-visual communication

My Commission Expires: 12-16-2023

Dena Alaniz

Signed on 2022/12/09 13:32:49 -8:00

Notary Public in and for the
State of Texas

4ECD3144-E5CD-4501-8EB8-034260243F1D --- 2022/12/09 12:18:55 -8:00 --- Remote Notary

