



Filing Receipt

Received - 2022-04-18 10:02:35 AM
Control Number - 53385
ItemNumber - 236

PROJECT NO. 53385

PROJECT TO SUBMIT EMERGENCY § BEFORE THE
OPERATIONS PLANS AND RELATED § PUBLIC UTILITY COMMISSION
DOCUMENTS UNDER 16 TAC § 25.53 § OF TEXAS

**2022 JOINT EMERGENCY OPERATIONS PLAN AND EXECUTIVE SUMMARY OF
ELECTRANET POWER, LLC, EROCK ON-SITE, LLC, POWER DEPOT – TEXAS
GROUP A, LLC, GENERATE ER-NG, LLC, AND TEXAS MICROGRID, LLC**

In compliance with the new 16 Tex. Admin. Code (“TAC”) § 25.53 issued in the Commission’s *Order Adopting New 16 TAC § 25.53 As Approved At The February 25, 2022 Open Meeting* (“Order”), Electranet Power, LLC (“Electranet – REP”), ERock On-Site, LLC (“ERock On-Site – REP”), Power Depot – Texas Group A, LLC (“PDA – PGC”), Generate ER-NG, LLC (“Generate – PGC”), and Texas Microgrid, LLC (“TMG – PGC”), collectively “Applicable Entities,” revised their emergency operations plan (“EOP”), effective April 18, 2022. As required by 16 TAC § 25.53(c)(1)(A)(ii), a redacted copy of the revised EOP with all confidential information removed is attached as Exhibit A. The record of distribution required under 16 TAC § 25.53(c)(4)(A) is attached as Exhibit B. The affidavit required under 16 TAC § 25.53(c)(4)(C) is attached as Exhibit C, accompanied by affidavits from PDA – PGC, Generate – PGC, and TMG - PGC delegating EOP responsibility.

Contemporaneously with this filing, Applicable Entities are submitting the revised unredacted EOP to ERCOT as required by 16 TAC § 25.53(c)(1)(B).

Respectfully submitted,

By: /s/ Joel Yu

Joel Yu
Director of Regulatory & Legislative Affairs
Enchanted Rock, LLC
1113 Vine St, Suite 101
Houston, TX 77002
jyu@enchantedrock.com

PROJECT NO. 53298

PROJECT TO SUBMIT EMERGENCY § BEFORE THE
OPERATIONS PLANS AND RELATED § PUBLIC UTILITY COMMISSION
DOCUMENTS UNDER 16 TAC § 25.53 § OF TEXAS

EXECUTIVE SUMMARY

Applicable Entities' EOP documents planning efforts to ensure continuity of resilience microgrid operations through a variety of emergencies.

The table below provides an overview of the contents of the EOP indexed against the specific requirements of 16 TAC § 25.53 as applicable for each entity. Requirement 16 TAC § 25.53(e)(2)(B) is not included in the table and not applicable to the PGC entities as they do not utilize water in the generation of electricity.

EOP Section Title	Page Number	Applicable Entities	Corresponding Requirement
Approval and Implementation	3	Electranet – REP; ERock On-Site – REP; PDA – PGC; Generate – PGC; TMG - PGC	16 TAC § 25.53(d)(1)
Communication Plan	4	Electranet – REP; ERock On-Site – REP; PDA – PGC; Generate – PGC; TMG - PGC	16 TAC § 25.53(d)(2); 16 TAC § 25.53(c)(4)(B)
Emergency Supply Chain Plan	5	Electranet – REP; ERock On-Site – REP; PDA – PGC; Generate – PGC; TMG - PGC	16 TAC § 25.53(d)(3)
Emergency Staffing Plan	6	Electranet – REP; ERock On-Site – REP; PDA – PGC; Generate – PGC; TMG - PGC	16 TAC § 25.53(d)(4)

Backup Control Plan	8	Electranet – REP; ERock On-Site – REP; PDA – PGC; Generate – PGC; TMG - PGC	16 TAC § 25.53(d)(5)
Disaster Management Plan	12	Electranet – REP; ERock On-Site – REP; PDA – PGC; Generate – PGC; TMG - PGC	16 TAC § 25.53(e)(2)(A); 16 TAC § 25.53(e)(2)(E); 16 TAC § 25.53(e)(2)(G); 16 TAC § 25.53(e)(3)(B); 16 TAC § 25.53(e)(3)(D)
Restoration of Service	25	PDA – PGC; Generate – PGC; TMG - PGC	16 TAC § 25.53(e)(2)(C)
Pandemic Preparedness Measures for the Network Operations Center	26	Electranet – REP; ERock On-Site – REP; PDA – PGC; Generate – PGC; TMG - PGC	16 TAC § 25.53(e)(2)(D); 16 TAC § 25.53(e)(3)(A)
Pandemic Preparedness Measures for Field Operations & Maintenance	28	Electranet – REP; ERock On-Site – REP; PDA – PGC; Generate – PGC; TMG - PGC	16 TAC § 25.53(e)(2)(D); 16 TAC § 25.53(e)(3)(A);
Cybersecurity Charter	29	Electranet – REP; ERock On-Site – REP; PDA – PGC; Generate – PGC; TMG - PGC	16 TAC § 25.53(e)(2)(F); 16 TAC § 25.53(e)(3)(C)
Cybersecurity Incident Response Plan	38	Electranet – REP; ERock On-Site – REP; PDA – PGC; Generate – PGC; TMG - PGC	16 TAC § 25.53(e)(2)(F); 16 TAC § 25.53(e)(3)(C)

With respect to 16 TAC § 25.53(f), the Applicable Entities expect to conduct its annual drill later this year and will submit prior notifications to commission staff and the appropriate TDEM District Coordinators as required.

EXHIBIT A:

Enchanted Rock Emergency Operations Plan (EOP)

Version 1.0 – Approved April 15, 2022

Confidentiality Statement

This material is proprietary and confidential, may be legally privileged, and is intended solely for the use of the approved individual(s) or entity to which they are distributed. This is an unpublished work containing information which is not for publication. The information contained here is not generally known to competitors of Enchanted Rock. Please be aware that any disclosure, reproduction, copying, distribution or use of the contents in whole or part by any means whatsoever is prohibited without written permission of Enchanted Rock. The information contained in this document is believed to be accurate and it is intended for emergency operations planning and training purposes, for internal use only. This information is subject to change without notice.

Introduction

The EOP is drafted to apply generally to Enchanted Rock's operations except where specific applicability to certain facilities or entities is noted.

Table of Contents

1. Approval and Implementation	3
2. Communication Plan.....	4
3. Emergency Supply Chain Plan	5
4. Emergency Staffing Plan	6
5. Backup Control Plan.....	8
6. Disaster Management Plan – DMP-00.....	12
7. Restoration of Service.....	25
8. Pandemic Preparedness Measures for the Network Operations Center	26
9. Pandemic Preparedness Measures for Field Operations & Maintenance	28
10. Cybersecurity Charter – DS-GP00	29
11. Cybersecurity Incident Response Plan – DS-GP04.....	38
Appendix A: Enchanted Rock Emergency Action Plan – Tornado	48

1. Approval and Implementation

Introduction

The purpose of this EOP is to document Enchanted Rock's preparations for and response to emergency events. The EOP includes procedures and guidelines for operational response to be activated and followed before, during, and after such identifiable events. Responsible individuals and groups have been outlined in the relevant sections.

Individuals Responsible for EOP

EOP Maintenance/Change Control	Position	Email
Peter DiSanto	President, Operations	pdisanto@enchantedrock.com
Adam Rohan	VP, Business & Market Operations	arohan@enchantedrock.com
Joel Yu	Director, Regulatory & Legislative Affairs	jyu@enchantedrock.com
EOP Implementation	Position	Email
Paul Andrews	Director, Operations & Maintenance	pandrews@enchantedrock.com
Charles Kinnison	Manager, Control Center Operations	ckinnison@enchantedrock.com
Steven Holtzclaw	VP, Information Technology	sholtzclaw@enchantedrock.com

Revision Control Summary


This is the first version of this document, created and expanded from the EOP submitted to ERCOT over the past several years. ISO 9001 standards will be implemented to track version control going forward. Updates will be filed with the relevant regulatory authorities and entities as required by applicable regulations.

This document supersedes any previous versions submitted to ERCOT and the PUCT.

Revision	Issue date	Prepared by	Changes
1.0	4/15/2022	Joel Yu	New Document

2. Communication Plan


For any urgent requests or questions from the commission during an emergency under 16 TAC § 25.53(c)(4)(B):



Power Depot – Texas Group A, LLC, Texas Microgrid, LLC and Generate ER-NG, LLC will communicate with fuel suppliers as well as supplemental operations centers associated with related customers or emergency response entities through services rendered via contracts with Enchanted Rock Operations (ERO).


Communication with the public, media, the commission, the Office of Public Utility Counsel (OPUC), or others will be addressed through the relevant communication channels, as needed.

Electranet Power, LLC



Communication with the public, media, the commission, the Office of Public Utility Counsel (OPUC), or others will be addressed through the relevant communication channels, as needed.

ERock On-Site, LLC



Communication with the public, media, the commission, the Office of Public Utility Counsel (OPUC), or others will be addressed through the relevant communication channels, as needed.


3. Emergency Supply Chain Plan

Enchanted Rock's emergency plan is to maintain a reasonable supply of critical spares and maintenance materials to cover maintenance services during an "event," based on historical experience, to mitigate potential supply chain shortages, shipping delays, travel restrictions and/or vendor shutdowns.

Materials will be replenished post-event. Material includes but is not limited to:

- Oil
- Coolant
- Fuel
- Gaskets
- Spark Plugs
- Filters
- Water Intrusion Prevention
- Misc. materials and consumables

Storage facilities are strategically placed in the regions listed below to support the surrounding fleet.



4. Emergency Staffing Plan

This plan (EOP) is to provide guidelines to better plan, prepare, respond, and recover from emergency event triggered by weather and other environmental conditions that may lead to an emergency operation condition. Our EOP internally identifies four unique levels of an event and each level has corresponding actions to take place depending on which level of the event you have entered.

- **Level 1** Blue Sky Planning
- **Level 2** Pre-Event Prepares
- **Level 3** Operating in Event Less than 24 Hours
- **Level 4** Post Event

The below guidelines are specific to critical essential employees during an event, regardless of the level, to protect the life safety of employees as well as the integrity and availability of our operating assets in the field that provide power to our end users and ERCOT grid services.

Non-Essential Employees

Non-essential employees are defined as those employees in roles that don't support operations for the company during an emergency or invocation of our Emergency Operations Plan.

After evaluation of the specific emergency event we are faced with, Non-Essential employees will be requested to work remote or in a location that is not impacted by the specific emergency. They will be required to check in periodically to ensure that they are all accounted for on a daily basis until the emergency has been mitigated and we have entered Level 4 - Post event.


Essential Employees

Essential employees are defined as those employees that support NOC, Network Operations Center, and the field operations team that supports dispatch and repair of assets in the field.


- NOC operators constantly monitor weather conditions as part of their normal duties. In the event of an emergency pertinent weather details are communicated to field service employees and are only dispatched if conditions are safe.
- NOC Manager and Field Operations Management will review and revise scheduled shift times based on weather conditions to ensure staffing is provided at all times in the highest efficiency levels during all times of the day during the emergency event while maintaining safety and business continuity.

- NOC Manager and Field Management will perform and track daily check-ins with dispatched field personnel to maintain readiness and safety of personnel through the duration of the emergency event.
- Field Operations Management will be responsible to ensure that all tasks are assigned/reassigned to ensure all staff are accounted for and priority alarm conditions are being addressed throughout the emergency.
- All NOC and Field Operations staff will be called into duty and all previously requested time off or vacation time will not be approved for during the event
- If labor shortfalls are predicted based on the event and timing of the weather, staff augmentation will be implemented from our qualified vendors in advance of the emergency and dispatched to critical areas needed and identified from our operations management teams to safely maintain field operations during the event.
- Please see Backup Control Plan for more details specific to NOC primary and secondary locations. In the event the NOC is no longer able to operate out of its Primary location we will notify ERCOT and proceed to our backup location. Time to transfer between primary and secondary locations will take no longer than 1 hr. NOC will continue to manage Enchanted Rock resources through its fully redundant and weather hardened operations center at the backup location which has been tested and qualified by ERCOT.

5. Backup Control Plan



Appendix A – Critical Personnel Contact Info



Appendix B

[REDACTED]

[REDACTED]

[REDACTED]

[REDACTED]

[REDACTED]

[REDACTED]

[REDACTED]


[REDACTED]

[REDACTED]

[REDACTED]

[REDACTED]

Market Operations Contact List:



Definitions:

“Extended Power Outage” shall have the meaning in Section 13.1395(3) of the Texas Water Code being a power outage lasting for more than 24 hours.

“Hurricane Season” means the period each year from June 1st to November 30th or as defined by the National Weather Service.

“Landfall” means the intersection of the surface center of a tropical storm or hurricane with a coastline, as defined by the National Weather Service.

“National Weather Service” means the United States National Oceanic and Atmospheric Administration’s National Weather Service or its successor agency.

“Storm Event Period” means the period beginning 72 hours prior to the time that the National Weather Service predicts a tropical storm level or higher level storm (i.e., hurricane) will make Landfall on the gulf coast of Texas between or including Jefferson County, Texas and San Patricio County, Texas until the storm warnings by the National Weather Service have been lifted.

6. Disaster Management Plan – DMP-00

Document Owner

Revision	Issue date	Prepared by	Changes
1.0	3/29/2022	Steven Holtzclaw	New Document
1.01	3/30/2022	Steven Holtzclaw	Adds per J.Yu request

Table of Contents

1 INTRODUCTION.....	13
1.1 Purpose.....	13
1.2 General Assumptions.....	13
2. GENERAL EMERGENCIES.....	14
2.1 Introduction	14
2.2 Procedure for General Emergencies.....	14
3 CLOSING THE FACILITY	14
3.1 Policy	14
3.2. Procedure.....	15
3.3 Closing the Facility under extreme circumstances	15
3.4 Re-opening the Facility after an event requiring evacuation	16
4 EARTHQUAKES	16
5 FIRE	17
6 FLOOD	18
7 HURRICANE / SEVERE STORMS.....	18
8 WINTER STORM / SEVERE WEATHER.....	19
9 TORNADO.....	20
10 CIVIL UNREST	20
10.1 Introduction	20
10.2 Guidelines	20
11 BURGLARY / ROBBERY	20
11.1 Burglary.....	21
11.1.1 Before the Emergency	21
11.1.2 After the Emergency	21
11.2 Robbery.....	21

11.2.1 Before the robbery.....	21
11.2.2 After a robbery.....	22
12 BOMB THREATS / THREATENING PHONE CALLS.....	22
12.1 Preparing for a bomb threat	22
12.2 During a threatening Call	22
13 DISASTER MANAGEMENT ROLES & RESPONSIBILITIES.....	23
13.1 Introduction	23
13.2 Roles & Responsibilities	23
13.3 Resources.....	24

1 INTRODUCTION

1.1 Purpose

The purpose of this Disaster Management Plan is to provide detailed procedures to follow in order to respond to emergency or disaster situations that may impact business functionality for ENCHANTED ROCK and/or its customers.

The procedures within this plan are to be updated by the appropriate internal Teams and revised by the appropriate Executives, as needed.

1.2 General Assumptions

Assumptions are conditions that must exist in order for ENCHANTED ROCK to respond and recover from an incident. The contents of this Disaster Management Plan are based on the following assumptions:

- ENCHANTED ROCK is responsible for the facility business continuity and disaster recovery plans.
- Customers are responsible for all site-level business continuity and disaster recovery plans and their execution in the context of business services being rendered from the ENCHANTED ROCK.
- In the event of a business service interruption or disaster situation, ENCHANTED ROCK will immediately contact and notify customers of the impact. Customers are responsible for maintaining an accurate and up to date list of contacts to ensure communications take place with minimal delays.
- Customers should promptly update ENCHANTED ROCK with any changes in their contact list.
- This document also assumes the existence of the following SOP artifacts:
 - Facility alarms, surveillance and security SOP
 - Chemical spills/hazardous waste SOP
 - Associate injury claims SOP
 - Customer injury claims SOP
 - ENCHANTED ROCK vehicle accidents SOP

2. GENERAL EMERGENCIES

2.1 Introduction

Emergency guidelines are provided for the care and well-being of ENCHANTED ROCK employees and customers, both during and after a general emergency. In all instances, everything must be done to protect people first, and then assets.

The Director of Operations or Facilities must ensure that all employees are familiar with the guidelines contained in this SOP so they can react appropriately to an emergency. For more information about types of emergencies, refer to the specific section in this SOP.

2.2 Procedure for General Emergencies

During a general emergency, the Director of Operations or Facilities must complete these steps.

- 1- Designate the emergency control center, except in the event of a bomb threat. (for more information, see "Bomb Threats/Threatening Phone Calls" section)
- 2- Contact the Executive Sponsor for notification. (if the facility must be closed, see the "Closing the Facility" section)
- 3- The Executive Sponsor will escalate to the Executive Team
- 4- These are the guidelines for notifying and finding out about facility closing:
 - The Director of Operations is responsible for informing the Executive Sponsor of conditions that may warrant a facility closing.
 - The Executive Sponsor is responsible for informing the Executive Team, who must jointly approve a facility closing.
- 5- Check for health/fire hazard. If needed, call Clean Harbors Environmental at 800-645-8265 for hazardous materials spills/damages due to the emergency.
- 6- Call employees about scheduling changes
- 7- Comply with curfews imposed by city, county, state, provincial, or federal officials.
 - For additional steps and information see "Civil Unrest" section
- 8- During a general emergency, Facility Management has the following responsibilities:
 - If the alarms do NOT work, at least two management members (e.g. Facilities and Operations) must stay in the facility, unless it is too dangerous to do so (for example, during a hurricane that exceeds the rating of the facility, etc.)
 - Employees, in the event of severe weather or natural disaster, must contact the Director of Operations for updates.

3 CLOSING THE FACILITY

3.1 Policy

A minimum of two management/supervisory employees must close the Facility.

One member of the closing team must be the Director of Operations, Operations Manager or Executive Staff member.

In case of severe weather, natural disasters, or any other emergencies (such as civil unrest, earthquakes, fire, flood, etc.), ENCHANTED ROCK Facilities may close fully or temporarily. Facilities should follow these guidelines:

- All Facilities must remain open unless conditions would expose employees or customers to dangerous weather or other hazardous conditions.
 - Wherever possible, the facility will remain open, even if ride through teams are required in alternative locations.
 - Closing should be viewed as a measure of last resort.
- Key vendors will be notified to stop shipments if facilities are closing.

3.2. Procedure

To close the Facility, the Director of Operations or Facilities must complete these steps:

- 1- Stay at the front door of the Facility until all employees and customers have exited.
- 2- Lock the doors / secure access.
- 3- Stay at the front door to allow employees to exit.
- 4- Make sure that:
 - Any exiting employees arrive safely at their vehicles
 - No suspicious vehicle arrives and loiters in the parking area
- 5- Check the following areas to make sure they are clear and/or secure:
 - All exits other than the front door
 - All outside areas including the side entry
 - Rest rooms
 - Conference room
 - Multi-purpose room
 - Break Room
 - Electrical rooms
- 6- Turn off the power to all unnecessary lighting and equipment.
- 7- Activate the perimeter and interior alarms. Night crew must only activate the perimeter alarm.
- 8- Signal to the closing team member outside to indicate that all is clear and that they are ready to leave the building.
- 9- Unlock the entrance gate, exit the Facility, and lock the doors.
- 10- Leave the premises at once.
- 11- Contact the Executive Sponsor to Ensure the Executive Team is fully informed.
 - The Executive Team will then decide whether or not to declare a full Disaster, thus activating the Disaster Recovery Plans (see the “Technology Disaster Recovery” section)

3.3 Closing the Facility under extreme circumstances

To close the Facility under extreme circumstances, the Director of Operations or Facilities must complete these steps:

1. Evacuate the building.
2. Secure the perimeter.
3. Set perimeter alarms and lock the doors.
4. Leave the premises at once.
5. Contact the Executive Sponsor to Ensure the Executive Team is fully informed.
 - The Executive Team will then decide whether or not to declare a full Disaster, thus activating the Disaster Recovery Plans (see the “Technology Disaster Recovery” section)

3.4 Re-opening the Facility after an event requiring evacuation

To re-open the Facility, the Director of Operations or Facilities must complete these steps:

- 1- Contact the Executive Sponsor to Ensure the Executive Team is fully informed.
- 2- Perform visual inspection of area for signs of damage. If damage is identified or suspected, notify appropriate level of management and do not enter facility until given approval to do so.
- 3- Unlock the entrance gate, and Facility doors.
- 4- Deactivate perimeter and interior alarms.
- 5- Turn power on to lights and required equipment.
- 6- Check the following areas to make sure they are clear and/or secure:
 - All exits other than the front door
 - All outside areas including the side entry
 - Rest rooms
 - Conference room
 - Multi-purpose room
 - Break Room
 - Electrical rooms
- 7- Signal to the opening team member outside to indicate that all is clear and they are ready to enter the building.
- 8- Contact employees to inform them that facilities are open and available for their use.
- 9- Contact the Executive Sponsor to Ensure the Executive Team is fully informed.

4 EARTHQUAKES

To prepare for a potential earthquake the Director of Operations or Facilities must ensure that:

- All employees are familiar with the guidelines so they can react appropriately to the emergency
- The emergency announcement is distributed through all appropriate channels
- Emergency evacuation diagrams are posted in the break room, recreation room, reception, conference room, and hallways
- A safe evacuation meeting point is defined and that the evacuation plan is initiated.

During and after an earthquake, the Director of Operations or Facilities must complete these steps:

- 1- Distribute the following posted emergency announcement: “Attention, attention, attention. It is now necessary to evacuate the Facility. Please walk to the nearest exit and leave the building”

- 2- Work with the Executive Team and other Management to:
 - Evacuate and account for all employees , if needed
 - Provide first aid, only on voluntary basis (not a job requirement)
 - Check utilities for leaks and turn off gas and water, if needed
 - Protect Facility and exterior inventory
- 3- After customers and employees are taken care of, and the area is stabilized:
 - Secure perimeter of the building and take control of the parking lot
 - Keep sign-in sheets at entrance for employees and contractors/ vendors in case of further damage from aftershocks
 - Assign a point person to coordinate special needs
 - Inventory all damaged equipment
 - Visually identify (and mark) all damaged equipment for further review
- 4- Ensure that all Facility personnel complete their assigned responsibilities.
- 5- Complete all the applicable steps in the "Procedure for general emergencies" section

5 FIRE

Before a fire, the Director of Operations or Facilities must ensure that:

- All employees are familiar with the guidelines so they can react appropriately to the emergency.
- Annual fire evacuation drill is completed.
- The emergency announcement is distributed through all appropriate channels.
- Emergency evacuation diagrams are posted in visible areas and are available at the reception desk.
- A safe evacuation meeting point is defined and that the evacuation plan is initiated.

In the event of a fire, the Director of Operations or Facilities and all Facility employees are responsible for the safe evacuation of the Facility. To ensure a safe evacuation, complete these steps.

- 1- Determine if the fire is controllable using fire extinguishers
- 2- Distribute the following posted emergency announcement: "Attention, attention, attention. It is now necessary to evacuate the Facility. Please walk to the nearest exit and leave the building"
- 3- Call 911 to tell the Fire Department about the emergency. Be prepared to give the Facility address and the nearest cross street.
- 4- Ensure that Management personnel is assigned to:
 - Evacuate all customers and employees
 - Determine the location of the fire
 - Evacuate the restrooms, office areas, break room, multi-purpose room, conference room
 - Data Center floor and Operations Center
 - Account for all employees
- 5- When the Fire Department gets to the Facility, tell them
 - The location of the fire
 - The materials involved in the fire
 - The number of persons remaining in the building

- 6- After customers and employees are taken care of, and the area is stabilized, complete all the steps in the "Procedure for general emergencies" section.

6 FLOOD

To prepare for a potential flood, the Director of Operations or Facilities must ensure that:

- All employees are familiar with the guidelines so they can react appropriately to the emergency
- The emergency announcement is distributed through all appropriate channels.
- Emergency evacuation diagrams are posted in visible areas and available at the reception desk.
- A safe evacuation meeting point is defined and that the evacuation plan is initiated.

During and after a flood, the Director of Operations or Facilities must complete these steps:

- 1- Secure the building.
- 2- Shut off or disconnect the electricity, if accessible and necessary.
- 3- If the source of the water is mechanical (such as water flow system, sprinkler system), locate and shut off valves.
- 4- If flooding is external, determine the extent of structural damage and repair with plywood, sand bags, or other materials if safe to do so.
- 5- After customers and employees are taken care of, and the area is stabilized, complete all the applicable steps in the "Procedure for general emergencies" section.

7 HURRICANE / SEVERE STORMS

Hurricanes and some Severe Storms, unlike other emergencies, allow for some preparation in advance of the crisis. Enchanted Rock maintains an awareness of its operating facilities within hurricane evacuation zones, as defined by the Texas Division of Emergency Management (TDEM), and relevant hurricane evacuation routes, as provided by the Texas Department of Transportation (TXDOT)¹.

Once the approximate path has been predicted, the Director of Operations uses a Checklist to help employees prepare for the event. If the storm is predicted to strike the facility, No employee or customer is allowed to stay in the Facility during a crisis of this nature for any reason.

To prepare for a potential hurricane or severe storm, the Director of Operations or Facilities must ensure that:

- All employees are familiar with the guidelines so they can react appropriately to the emergency
- The emergency announcement is distributed through all appropriate channels.
- Emergency evacuation diagrams are posted in visible areas and available at the reception desk.
- A safe evacuation meeting point is defined and that the evacuation plan is initiated.

In case of a hurricane or severe storm, the Director of Operations or Facilities must ensure that:

¹ [Hurricanes \(txdot.gov\)](http://hurricanes.txdot.gov)

- 1- The Facility has the updated EOP Hurricane Checklist
- 2- All appropriate employees are designated to complete the items on the checklist.
- 3- Contact the Executive Sponsor for general directions.
- 4- Verify that all management team members are aware of the information in the "General Emergencies" section and understand their roles as it relates to emergency response.
- 5- After customers and employees are taken care of, and the area is stabilized, complete all the applicable steps in the "Procedure for general emergencies" section.

8 WINTER STORM / SEVERE WEATHER

In most circumstances, the Houston One facility will remain open during inclement weather, unless it is required to close due to mandatory evacuations or curfews, or the Company determines there is a safety risk to employees in remaining open.

ENCHANTED ROCK expects employees to use their best judgment and be safety-conscious while traveling from their home or office in any inclement weather. If there is a question about the status of the office or your ability to get to the building, the following guidelines should be followed:

- Should the offices be closed or if there is a need for delayed opening, employees and customers will receive notification through the following communication channels after 6 a.m.:
 - Internal emails (or other notifications) to Facility personnel and onsite customers
- Supervisors and Managers: If an internal communication memo is distributed before work hours, please contact your team members who cannot be reached via email to inform them of the changes.
 - If the offices are closed during work hours:
 - Employees will receive notification through voicemail, e-mail and text messages.

To prepare for a potential winter storm/severe weather, the Director of Operations or Facilities must ensure that:

- All employees are familiar with the guidelines so they can react appropriately to the emergency
- The emergency announcement is distributed through all appropriate channels.
- Emergency evacuation diagrams are posted in the break room, multi-purpose room, reception, conference room, and hallways
- A safe evacuation meeting point is defined and that the evacuation plan is initiated.

During the storm, the Director of Operations or Facilities must ensure that:

- 1- Distribute the following posted emergency announcement): "Attention! Please be advised that severe weather (state the weather condition) has been reported in the area. Anyone who wants to leave may do so but Emergency Management authorities advise people to remain indoors and away from window and doors."
- 2- Monitor weather reports on TV or radio.

- 3- Verify that all management team members are aware of the information in the "General Emergencies" section and understand their roles as it relates to emergency response.
- 4- After customers and employees are taken care of, and the area is stabilized, complete all the applicable steps in the "Procedure for general emergencies" section.

9 TORNADO

- 1- Reference Appendix A: Enchanted Rock Emergency Action Plan – Tornado.

10 CIVIL UNREST

10.1 Introduction

Civil unrest is an unlawful gathering of individuals that could potentially lead to rioting, dangerous situations, destruction of property, or the commission of unlawful acts that could lead to injury of employees or customers. Emergency guidelines are provided for the care and well-being of ENCHANTED ROCK employees and customers during, and after, a civil unrest emergency. In all instances, everything must be done to protect people first, and then assets. The Director of Operations must ensure that all employees are familiar with the guidelines so they can react appropriately to the emergency.

10.2 Guidelines

In case of an emergency, ENCHANTED ROCK Facilities may close or delay opening for the office personnel. Facilities should follow these guidelines:

- All Facilities should remain open unless conditions would expose employees or customers to potentially dangerous or hazardous conditions.
- Facility Management CANNOT require certain employees to come in or stay when the Executive Team has authorized a temporary or delayed opening or a Facility closing.

After completing the applicable steps for a general emergency (see the "General responsibilities Emergencies" section), the Director of Operations or Facilities must complete these steps:

- 1- Where available, ensure CCTV monitoring and video-taping is fully functional and occurring. Contact the Executive Sponsor with questions.
- 2- Any decisions to utilize police or other security services must be jointly approved by the Director of Operations and the Executive Sponsor.

11 BURGLARY / ROBBERY

11.1 Burglary

11.1.1 Before the Emergency

Before the emergency, ensure that all employees are familiar with the guidelines emergency so they can react appropriately to the emergency.

11.1.2 After the Emergency

If signs of burglary are discovered, Facility Management must complete these steps:

- 1- Do NOT enter the Facility or suspected area. If the evidence of a burglary is not discovered until employees are in the Facility, move employees to the front of the Facility. Do NOT touch or enter any other areas.
- 2- Do NOT allow anyone else to enter the Facility.
- 3- Call the police (911)
- 4- Call the Executive Sponsor for instructions.
- 5- Make written notes of any observations and keep them for the police.
- 6- Do NOT discuss details of the scene or findings with anyone other than the police.

11.2 Robbery

11.2.1 Before the robbery

Before the emergency, ensure that all employees are familiar with the guidelines so they can react appropriately to the emergency.

Employees and Customers should:

- Stay calm and obey the robber. Do NOT resist the robbery in any manner.
- Notify and follow instructions from Director of Operations
- Pay attention to the robber's:
 - sex
 - age
 - clothing
 - accent
 - distinguishing marks (such as birthmarks and tattoos) that are visible
 - type of weapons used
 - type of vehicle used
- Do NOT argue or make threats
- Do NOT volunteer locations of money
- Explain any surprises (such as police officers who regularly stop by, deliveries, alarms, etc.) that may startle or excite the robber.

11.2.2 After a robbery

After robbery, the Director of Operations or Facilities must complete these steps:

- 1- Call the police (911) and then immediate manager.
- 2- Call the Executive Sponsor for instructions.
- 3- Immediately make notes about everything that was observed, including
 - Description of the suspect
 - Description of any weapons
 - Any containers used to carry the money
 - Whether the robbers knew the layout and location of money, alarms, etc.
 - The direction the robber took when leaving
 - License number and description of the vehicle used by the robbers
 - Names of witnesses
- 4- Do not move or touch anything that was touched by the suspect.
- 5- Cooperate with police in their investigation.
- 6- Do NOT
 - Release details to anyone other than police and security personnel
 - Discuss the incident with other witnesses
 - Talk to the media

12 BOMB THREATS / THREATENING PHONE CALLS

12.1 Preparing for a bomb threat

To prepare for a potential bomb threat, the Director of Operations must ensure that all employees are familiar with the guidelines so they can react appropriately to the emergency.

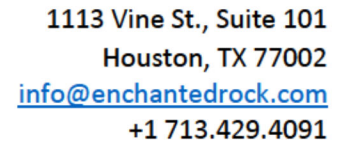
- The emergency announcement is distributed through all appropriate channels.
- Emergency evacuation diagrams are posted in visible areas and are available at the reception desk.
- A safe evacuation meeting point is defined and that the evacuation plan is initiated.
- Ensure that all exits remain clear at all times
- Ensure all employees have been trained on proper response and duties
- Ensure all emergency contacts and phone numbers are available

12.2 During a threatening Call

The safety of our employees, customers, and vendors are our top priority.

If a threatening phone call (such as a bomb threat) is received, complete these steps:

- 1- Take notes and complete a Threatening Phone Call report.
- 2- Report the call to the Executive Sponsor immediately and provide the report.
NOTE: If the threat is received by letter, place the letter and envelope in a bag, and inform the Director of Operations.



- ## 13 DISASTER MANAGEMENT ROLES & RESPONSIBILITIES

During a general emergency, Facility personnel have specific responsibilities. The type of emergency dictates the needed action. For additional responsibilities during specific types of emergencies (such as bomb threat, fire, robbery, etc.), see the appropriate sections of this section.

During a general emergency, the following resources must:

<p> 1 2 3 4 5 6 7 8 9 10 11 12 13 14 15 16 17 18 19 20 21 22 23 24 25 26 27 28 29 30 31 32 33 34 35 36 37 38 39 40 41 42 43 44 45 46 47 48 49 50 51 52 53 54 55 56 57 58 59 60 61 62 63 64 65 66 67 68 69 70 71 72 73 74 75 76 77 78 79 80 81 82 83 84 85 86 87 88 89 90 91 92 93 94 95 96 97 98 99 100 101 102 103 104 105 106 107 108 109 110 111 112 113 114 115 116 117 118 119 120 121 122 123 124 125 126 127 128 129 130 131 132 133 134 135 136 137 138 139 140 141 142 143 144 145 146 147 148 149 150 151 152 153 154 155 156 157 158 159 160 161 162 163 164 165 166 167 168 169 170 171 172 173 174 175 176 177 178 179 180 181 182 183 184 185 186 187 188 189 190 191 192 193 194 195 196 197 198 199 200 201 202 203 204 205 206 207 208 209 210 211 212 213 214 215 216 217 218 219 220 221 222 223 224 225 226 227 228 229 230 231 232 233 234 235 236 237 238 239 240 241 242 243 244 245 246 247 248 249 250 251 252 253 254 255 256 257 258 259 260 261 262 263 264 265 266 267 268 269 270 271 272 273 274 275 276 277 278 279 280 281 282 283 284 285 286 287 288 289 290 291 292 293 294 295 296 297 298 299 300 301 302 303 304 305 306 307 308 309 310 311 312 313 314 315 316 317 318 319 320 321 322 323 324 325 326 327 328 329 330 331 332 333 334 335 336 337 338 339 340 341 342 343 344 345 346 347 348 349 350 351 352 353 354 355 356 357 358 359 360 361 362 363 364 365 366 367 368 369 370 371 372 373 374 375 376 377 378 379 380 </p>



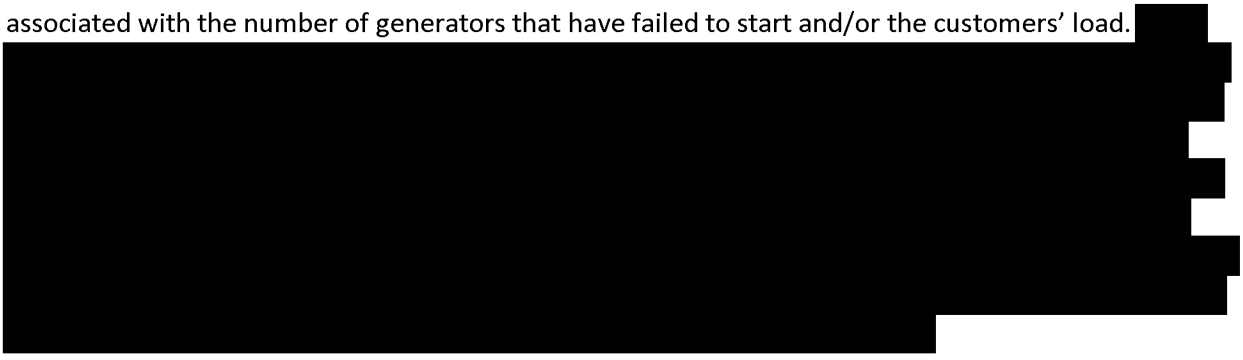
13.3 Resources

During a general emergency situation, the following items may need to be used (if available) or procured, if needed:

- Emergency walkie-talkies
- Employee emergency needs (such as food, water, clothing, etc.)
- Dumpsters
- Facility supplies
- Telephones
- Travel accommodations

7. Restoration of Service

Each of Enchanted Rock's microgrid locations are comprised of an aggregation of several generators. The assets registered under **Power Depot – Texas Group A, LLC** are "in front of the meter" and only provide power to the bulk electric grid while the assets registered under **Texas Microgrid, LLC** and **Generate ER NG, LLC** are "behind the meter," providing power first to a customer and then to the bulk electric grid. In our applications, it is more common for a single generator to fail to start than it is for an entire site to fail. Therefore, our supply to the grid or reduction from the grid is a result of the math associated with the number of generators that have failed to start and/or the customers' load.



8. Pandemic Preparedness Measures for the Network Operations Center

Level 0 Measures – No Pandemic Threat or Pandemic Threat Has Passed

1. Level 0 measures shall be adopted when there is no pandemic public health emergency or the public health emergency has been determined to have passed by the US Health and Human Services Secretary.
2. Access shall be controlled to the Network Operating Center (NOC) as per company policy for nominal operations.
3. Visitors shall be allowed in the NOC.
4. Level 1 measures will be adopted when a pandemic public health emergency has been declared by the US Health and Human Services Secretary.

Level 1 Measures – No Known Exposure by NOC Authorized Access Personnel

1. Operations shall restrict NOC access to essential personnel required for continuity of service. Access to the NOC will be limited to these authorized personnel only. Signage will be posted on the door to this effect. The door to NOC to be closed and locked at all times.
2. 7:50am and 4:00pm market and maintenance conference calls shall continue as usual.
3. No visitors or unauthorized personnel will be allowed inside the NOC.
4. NOC personnel will wipe down and disinfect keyboards, arm rests, phones and door knobs at the end of each shift.
5. NOC personnel will take trash outside of NOC. No janitorial staff to enter the NOC.
6. Legacy and backup operators will be put through refresher training for NOC Operations and granted access to the NOC solely for the purpose of this training.
7. Level 2 Measures will be implemented when directed by the Enchanted Rock CEO/COO or when HR is notified by an employee (per company policy) that the employee has 1) been in close contact with a person with the virus, is showing symptoms of the virus, or has been in close contact with someone who has recently traveled to a CDC Warning Level 2 and 3 locations and 2) has been in recent close contact with employees that frequent the Vine Street office.

Level 2 Measures – Exposure to the Virus by NOC Authorized Access Personnel

1. Operations shall begin simultaneous single-person per shift operations at Vine Street and the alternate location at CyrusOne.
2. The list of essential personnel required for continuity of service will be amended to include the backup operators put through refresher training under Level 1 measures.
3. Two essential employee access lists shall be created: one each for Vine Street and Cyrus One. Operators and backup operators will be assigned to one list or the other but not both. This is to implement a degree of social distancing between operators. The CyrusOne access list will consist of operators with no contact (to the greatest extent possible) within the previous 7 days with the employee(s) that self-identified under Level 1 measures.
4. Level 1 Measures will continue to be followed for wipe down and disinfecting between shifts at both NOC's.
5. 7:50am and 4:00pm market and maintenance conference calls shall continue as usual
6. Six (6) NOC backup laptops will be cloned/mapped in preparation for Level 3 measures

Level 3 Measures – Mandated Quarantine by City, State or Federal Government

1. NOC operations will continue in shifts divided amongst six (6) NOC operators working from home.
2. Each operator will be given a NOC backup laptop and internet conference phone. The phones shall be programmed to ring simultaneously whenever either of the toll-free numbers for the NOC are dialed.
3. 7:50am and 4:00pm market and maintenance conference calls shall continue as usual.

9. Pandemic Preparedness Measures for Field Operations & Maintenance

Measures for Field Operations & Maintenance (O&M) shall escalate/de-escalate in step with the NOC, as defined in Pandemic Preparation Measures for the Network Operating Center.

Level 0 Measures – No Pandemic Threat or Pandemic Threat Has Passed

5. O&M employees shall continue access to Vine Street (main office) and Clifton Street (shop offices and inventory) as necessary for their assigned work.

Level 1 Measures – No Known Exposure

8. Face-to-face meetings for O&M employees shall be suspended. All meetings will be scheduled with a dial-in number for a conference call.
9. 7:30am and 3:30pm field coordination conference calls shall continue as usual.
10. All non-essential access of visitors or unauthorized personnel at our DG sites will be suspended. Essential versus non-essential will be determined by Vice President level of management or higher (ERO Management).
11. To the greatest extent possible O&M technicians shall practice personal hygiene preventative measures, for example washing hands often and wiping down shared tools with disinfectant or alcohol wipes.
12. Regional Managers shall coordinate load outs of the company vehicles with high usage parts and consumables in excess of the normal load in preparation for Level 2 Measures.

Level 2 Measures – After Potential or Proven Exposure to the Virus

7. O&M field service technicians shall not access, to the greatest extent possible, the Vine Street and Clifton Street locations. Exceptions and arrangements will be made on a case-for-case basis for access to high value spares inventory located at Clifton as determined by the Director of Field Operations & Maintenance.
8. The Director of Field Operations & Maintenance and the Regional Managers shall operate from the field and from their company vehicles, instead of the Clifton Street offices.
9. 7:30am and 3:30pm field coordination conference calls shall continue as usual.
10. Spend limits on the company Bento cards for expenses shall be increased to a level determined at the time by ERO Management.


Level 3 Measures – Mandated Quarantine by City, State or Federal Government


4. O&M field service technicians take their assigned vehicles and included inventory home with them.
5. O&M field services are discontinued until Level 3 Measures are lifted by CEO/COO level management.


10. Cybersecurity Charter – DS-GP00


Document Owner


Revision	Issue date	Prepared by	Changes
1.0	7/14/2021	Steven Holtzclaw	New Document
1.1	3/16/2022	Steven Holtzclaw	Updated – 2022 Changes


























11. Cybersecurity Incident Response Plan – DS-GP04

Document Owner

Revision	Issue date	Prepared by	Changes
1.0	3/29/2022	Steven Holtzclaw	New Document












1113 Vine St., Suite 101
Houston, TX 77002
info@enchantedrock.com
+1 713.429.4091







1113 Vine St., Suite 101
Houston, TX 77002
info@enchantedrock.com
+1 713.429.4091









Appendix A: Enchanted Rock Emergency Action Plan – Tornado

1.0 Purpose

The purpose of this Emergency Action Plan Appendix is to provide overall guidance for the proper emergency response actions during **tornado warnings and watches**. Information is provided for situations where the health and well-being of personnel or the environment may be impacted.

If necessary, departments which require more detailed steps/tasks shall develop those details and incorporate into their Emergency Operations Plan document.

The NOC routinely monitors the National Weather Service and other services for alerts of pending weather watches and warnings. The NOC shall monitor until the watch/warning is cancelled or EOP is overseeing the event.

2.0 Tornado Watch

2.1 If a Weather Service issues a tornado watch, the NOC will notify the **weather committee** via phone and text to ensure proper notification and further evaluation is conducted. The NOC shall next notify Facilities and field personnel in and management of the watch area to initiate preparations. This can include turning on weather radios, securing all items that could blow away or create damage or bring items inside and reviewing emergency procedures. Personnel at stationary locations shall make their way inside their buildings or get to a secure location.

2.1.1 NOC will continue to monitor for tornado watch updates or upgrades to warning. The NOC will provide watch area and time of expiration and finally an “all clear” when appropriate.

2.1.2 NOC shall take measures to confirm/identify field personnel in or near the warning area(s) and paths to create a short contact list in case the event escalates to a warning. The NOC shall then ensure notification of field employees and fixed sites within the watch area.

2.1.3 The weather committee shall begin preparations in the event of an upgrade to warning including notification of the EOP Team. The EOP shall confirm headcount and locations both at sites and in the field.

2.1.3.1 Normal operations will continue **unless a warning is issued.**

2.1.3.2 Helpful items to maintain for these events may include, but are not limited to: NOAA Weather Radio, first aid kit, fire extinguisher. plastic sheeting and duct tape, flashlights with extra batteries, shut-off wrenches, and other tools.

3.0 Tornado Warning

3.1 A tornado **warning** is an alert issued by a National Weather Services and warns that severe thunderstorms with tornadoes are imminent. The warning is issued after a tornado or funnel cloud has been spotted by eye or more commonly if there are radar indications of a tornado formation.

3.2 When the National Weather Service issues or upgrades to a tornado warning, **immediate action** shall be taken. The EOP team will be activated and take control during the event. Notification of the impacted locations will be directed by the EOP.

3.2.1 Remain in a building or secure location or go to the nearest shelter area.

3.2.2 Final decision for a shelter in place will be made by President ERO or the COO.

3.2.2.1 Notified employees at stationary locations in the tornado warning and immediately secure their work area and report to the identified shelter in place locations. These should be lowest level and most interior possible.

3.2.2.2 First Responders will conduct a rapid sweep at fixed facilities to ensure that all employees and visitors have been alerted are at the shelter in place.

3.2.2.3 President ERO or COO or their designee will determine if employees should remain at the shelter in place or re-locate.

3.2.3 Field personal shall:

3.2.3.1 Attempt to determine location and path of tornado and change direction or locate a sturdy shelter.

3.2.3.2 If tornado is observed and you can-not reach safe area:

3.2.3.2.1 Attempt to travel at a right angle to the path of the tornado.

- 3.2.3.2.2 Stop and exit vehicle to find a location lower than the road but stay away from areas that could flood.
- 3.2.3.2.3 If a tornado observed stop and stay in car with seatbelt buckled protect your head.
- 3.2.3.2.4 Areas to avoid:
 - 3.2.3.2.4.1 Outside walls, building elevators and windows.
 - 3.2.3.2.4.2 Elevated areas of buildings.
 - 3.2.3.2.4.3 Building areas with large roof spans.
 - 3.2.3.2.4.4 Underpasses – winds increase as does the debris content
 - 3.2.3.2.4.5 Seeking shelter under your vehicle.

3.2.4 Remain in secure locations until all clear is given.

4.0 After a Tornado

- 4.1** Sites or workers in the affected areas shall ensure safe and secure to proceed. Site coordinators or field personal shall check in with their EOP representative or through their chain of command.
- 4.2** Final headcount will be obtained by the EOP team. Any emergency notifications or response will be taken based on this headcount.
- 4.3** Non-Impacted Area.
 - 4.3.1** Ensure area is safe before leaving shelter in place area.
 - 4.3.2** Be aware of possible hazards, downed power lines, trees, etc. First responders and facilities should conduct an inspection before releasing employees to work.
- 4.4** Impacted Area
 - 4.4.1** Ensure area is safe before leaving shelter.
 - 4.4.2** Check for injuries. Do not attempt to move seriously injured people unless they are in immediate danger of further injury. Get medical assistance immediately.

- 4.4.3** Be aware of hazards such as structural, electrical and debris. Be aware of possible hazards, downed power lines, trees, etc. First responders and facilities should conduct an inspection before releasing employees to work.
- 4.4.4** Management should consult with appropriate level experts before releasing employees back to work at stationary locations. This could include emergency services, internal engineering, internal HSE and HR and external structural and electrical engineers.
- 4.4.5** Field efforts and work continuation will only occur once the situation is handled on a case-by-case basis.

5.0 Reviews and Training

- 5.1** The document as well as any departmental details will be reviewed and revised as necessary.
- 5.2** After action reviews will be conducted to validate the details.
- 5.3** Training on the Emergency Action plan will be conducted during the orientation and then annually thereafter.

PUC DOCKET NO. 53385

REVIEW OF 16 TAC § 25.53	§	PUBLIC UTILITY COMMISSION
RELATING TO ELECTRIC SERVICE	§	
EMERGENCY OPERATIONS PLANS	§	
	§	
	§	OF TEXAS
	§	
	§	
	§	

RECORD OF DISTRIBUTION

Persons receiving access to and training on the EOP are leaders in the organization who will conduct further training and information sharing with their respective teams. The following persons met on April 12, 2022, to perform a comprehensive review of the EOP that is being filed with the PUCT and ERCOT for the annual update.

Pete DiSanto, President, Operations
Adam Rohan, VP, Business & Market Operations
Charles Kinnison, Manager, Control Center Operations
Corey Amthor, President, Enchanted Rock
Kevin Barrios, Sr. Director, HR & People Strategy
Rick Carr, Supply Chain Director
Isabel Gonzalez, Procurement Manager
Steven Holtzclaw, VP, Information Technology
Seth Markowitz, VP, Asset Operations & Maintenance
Chris Palmer, Director, Asset Optimization
Paul Andrews, Director, O&M Field Services
Kevin Clothier, Sr. Director, Safety & Environmental
Bobak Fatemizadeh, General Counsel
Joel Yu, Director, Regulatory & Legislative Affairs

PUC DOCKET NO. 53385

**REVIEW OF 16 TAC § 25.53
RELATING TO ELECTRIC SERVICE
EMERGENCY OPERATIONS PLANS**

**§ PUBLIC UTILITY COMMISSION
§
§
§ OF TEXAS
§
§
§**

AFFIDAVIT OF COREY AMTHOR

**STATE OF TEXAS
COUNTY OF HARRIS**

**§
§**

Before me, the undersigned authority, on this day personally appeared Corey Amthor, who, having been placed under oath by me, did depose as following:

1. My name is Corey Amthor. I am over 18 years of age and fully competent to make this affidavit.
2. I am the President of Enchanted Rock Holdings, LLC, parent company to Enchanted Rock Ops, LLC, Electranet Power, LLC (“Electranet – REP”) and ERock On-Site, LLC (“ERock On-Site – REP”), collectively known as “Enchanted Rock.”
3. Each of Power Depot – Texas Group A, LLC (“PDA – PGC”), Generate ER-NG, LLC (“Generate – PGC”), and Texas Microgrid, LLC (“TMG – PGC”) have delegated EOP responsibility, with respect to the requirements of 16 TAC § 25.53 applicable to their respective assets, to Enchanted Rock.
4. All relevant operating personnel of Enchanted Rock are familiar with the contents of the emergency operations plan submitted in this project on April 18, 2022 and have received training on the applicable contents and execution of the EOP, and such personnel are instructed to follow the applicable portions of the EOP except to the extent deviations are appropriate as a result of specific circumstances during of an emergency.
5. The EOP has been reviewed and approved by the appropriate executives of Enchanted Rock.
6. Drills will be conducted before the end of the calendar year with prior notifications, as required by 16 TAC § 25.53(f).
7. The EOP or an appropriate summary has been distributed to local jurisdictions as needed.


Exhibit C

8. Enchanted Rock maintains a business continuity plan that addresses returning to normal operations after disruptions caused by an incident.
9. Enchanted Rock's emergency management personnel who are designated to interact with local, state, and federal emergency management officials during emergency events will receive the latest IS-100, IS-200, IS-700, and IS-800 National Incident Management System training before the end of the calendar year. Notification will be provided to Commission staff when complete.

Corey Amthor

Corey Amthor

SUBSCRIBED AND SWORN TO BEFORE ME by the said Corey Amthor on the 18th day of April, 2022



Madeline McAndrew

Notary Public, State of Texas

PUC DOCKET NO. 53385

REVIEW OF 16 TAC § 25.53
RELATING TO ELECTRIC SERVICE
EMERGENCY OPERATIONS PLANS


§ PUBLIC UTILITY COMMISSION
§
§
§ OF TEXAS
§
§
§

AFFIDAVIT OF David Kinder

STATE OF TEXAS §
COUNTY OF HARRIS §

Before me, the undersigned authority, on this day personally appeared David Kinder, who, having been placed under oath by me, did depose as following:

1. My name is David Kinder. I am over 18 years of age and fully competent to make this affidavit.
2. I am the President of Power Depot – Texas Group A, LLC.
3. Power Depot – Texas Group A, LLC has delegated EOP responsibility to Enchanted Rock Ops, LLC and its affiliates, as operator of Power Depot – Texas Group A, LLC assets, with respect to the requirements of 16 TAC § 25.53 applicable to Power Depot – Texas Group A, LLC.

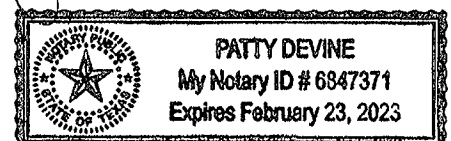


David Kinder

SUBSCRIBED AND SWORN TO BEFORE ME by the said David Kinder on the 11th day of April, 2022



Notary Public, State of Texas



PUC DOCKET NO. 53385

REVIEW OF 16 TAC § 25.53
RELATING TO ELECTRIC SERVICE
EMERGENCY OPERATIONS PLANS

§
§
§
§
§
§
§

PUBLIC UTILITY COMMISSION

OF TEXAS

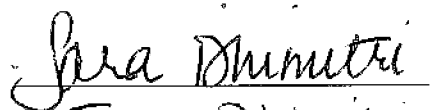
AFFIDAVIT OF TARA DHIMITRI

STATE OF CALIFORNIA
COUNTY OF SAN FRANCISCO

§
§

Before me, the undersigned authority, on this day personally appeared Tara Dhimitri, who, having been placed under oath by me, did depose as following:

1. My name is Tara Dhimitri. I am over 18 years of age and fully competent to make this affidavit.
2. I am a Manager of Generate ER-NG, LLC.
3. Generate ER-NG, LLC has delegated EOP responsibility to Enchanted Rock Ops, LLC and its affiliates, as operator of Generate ER-NG, LLC assets, with respect to the requirements of 16 TAC § 25.53 applicable to Generate ER-NG, LLC.


Name: Tara Dhimitri

SUBSCRIBED AND SWORN TO BEFORE ME by the said Tara Dhimitri on the 16th day of April, 2022

See Attached
CA Jurat Certificate

Notary Public, State of California

CALIFORNIA NOTARIAL JURAT CERTIFICATE

A notary public or other officer completing this certificate verifies only the identity of the individual who signed the document to which this certificate is attached, and not the truthfulness, accuracy, or validity of that document.


State of California }
County of San Francisco }

Subscribed and sworn to (or affirmed) before me on this 16th day of April, 2022, by Tara Dhimitri, proved to me on the basis of satisfactory evidence to be the person(s) who appeared before me.

Signature _____

Jacqueline Marie Norris, Notary Public
My commission expires **01/16/2025**

(Seal)



PUC DOCKET NO. 53385

REVIEW OF 16 TAC § 25.53
RELATING TO ELECTRIC SERVICE
EMERGENCY OPERATIONS PLANS

§
§
§
§
§
§
§

PUBLIC UTILITY COMMISSION

OF TEXAS

AFFIDAVIT OF TARA DHIMITRI

STATE OF CALIFORNIA
COUNTY OF SAN FRANCISCO

§
§

Before me, the undersigned authority, on this day personally appeared Tara Dhimitri, who, having been placed under oath by me, did depose as following:

1. My name is Tara Dhimitri. I am over 18 years of age and fully competent to make this affidavit.
2. I am a Manager of Texas Microgrid, LLC.
3. Texas Microgrid, LLC has delegated EOP responsibility to Enchanted Rock Ops, LLC and its affiliates, as operator of Texas Microgrid, LLC assets, with respect to the requirements of 16 TAC § 25.53 applicable to Texas Microgrid, LLC.

Tara Dhimitri
Name: Tara Dhimitri

SUBSCRIBED AND SWORN TO BEFORE ME by the said Tara Dhimitri on the 16th day of April, 2022

See Attached
CA Jurat Certificate

Notary Public, State of California

CALIFORNIA NOTARIAL JURAT CERTIFICATE

A notary public or other officer completing this certificate verifies only the identity of the individual who signed the document to which this certificate is attached, and not the truthfulness, accuracy, or validity of that document.

State of California }
County of San Francisco }

Subscribed and sworn to (or affirmed) before me on this 16th day of April, 2022, by Tara Dhimitri, proved to me on the basis of satisfactory evidence to be the person(s) who appeared before me.

Signature _____

Jacqueline Marie Norris, Notary Public
My commission expires **01/16/2025**

(Seal)

