



## **Filing Receipt**

**Filing Date - 2023-06-02 05:06:51 PM**

**Control Number - 53385**

**Item Number - 1475**



## SEYMOUR HILLS WIND WEATHERIZATION PLAN

Effective Date: Draft

Version number: Draft

Version Date: 04-05-2022

# WIND PROJECT ERP PROCEDURES MANUAL

Seymour Wind Project, Seymour,  
Texas.

## Emergency Response Plan

Revision	Approver	Drafted By	Date
1		Joseph Hernandez	04-05-2022



# SEYMOUR HILLS WIND WEATHERIZATION PLAN

Effective Date: Draft

Version number: Draft


Version Date: 04-05-2022

## Emergency Response Plan

### Table of Contents

<b>1.0</b>	<b>Introduction .....</b>	<b>3</b>
<b>2.0</b>	<b>Project Description.....</b>	<b>3</b>
<b>3.0</b>	<b>Notification and communication .....</b>	<b>3</b>
3.0	Notification of Facility Personnel.....	3
3.1	Notification of Facility Personnel.....	3
3.2	Notification of Facility Personnel.....	3
3.3	Notification of Facility Personnel.....	3
<b>4.0</b>	<b>Emergency Information.....</b>	<b>3</b>
3.0	Notification Process .....	3
3.0	Site Evacuation Procedure.....	6
3.0	Natural Disasters or Acts of Terrorism Without Warning.....	6
3.0	Fire Prevention Procedures.....	7
3.0	Severe Weather Conditions.....	7
3.0	Weather Emergency Response.....	7
3.0	Cyber Security .....	7
3.0	Pandemic and Epidemic .....	7
3.0	Physical Security.....	7
3.0	Water Shortage.....	7
3.0	Hot/Cold Weather Emergency .....	7
3.0	Adequacy and Operability of Fuel switching Equipment .....	7
3.0	Restoration of Service .....	7
3.0	Drills .....	7
3.0	Plan Holders.....	8
<b>5.0</b>	<b>Emergency Within a Turbine.....</b>	<b>8</b>
<b>6.0</b>	<b>In Case of Spillage.....</b>	<b>8</b>
<b>7.0</b>	<b>Aircraft Impact.....</b>	<b>9</b>
<b>8.0</b>	<b>Acts of Sabotage, Terrorism &amp; Bomb Threats .....</b>	<b>9</b>
7.0	Bomb Threat Procedure .....	10
7.1	Chemical and Biological Threat .....	10

Revision	Approver	Drafted By	Date
1		Joseph Hernandez	04-05-2022


	SEYMOUR HILLS WIND WEATHERIZATION PLAN	
	Effective Date: Draft	Version number: Draft Version Date: 04-05-2022

**8.0 Post Incident Review of Response Procedure .....11**

**Appendices:**

<b>Summary of Emergency Services .....</b>	<b>12</b>
<b>Other Useful Contacts .....</b>	<b>13</b>
<b>Concise Emergency Plan .....</b>	<b>14</b>
<b>Vicinity and Access Maps .....</b>	<b>15</b>

Revision	Approver	Drafted By	Date
1		Joseph Hernandez	04-05-2022

	SEYMOUR HILLS WIND WEATHERIZATION PLAN	
	Effective Date: Draft	Version number: Draft Version Date: 04-05-2022

## 1.0 Introduction

The Emergency Response Plan primarily deals with what action needs to be taken if an incident occurs at Seymour Hills. All contractors and subcontractors working on the site will attend site orientation presented by Engie familiarizing them with site protocols and documented via orientation sign on sheet.

## 2.0 Project Description

The Seymour Hills Wind consists of 12 (GE 2.5 MW) wind turbines, substation, and operations building. The project is in Seymour Texas and Baylor County. A site map is provided on page 16.

## 3.0 Notifications and communications

### 3.1 Notification Process..... 3

## 3.2 Emergency Information


### 3.3 Notification Procedure

All emergency situations should immediately be reported.

The following 7-step Emergency Notification Procedure should be used:

- 1) **Notify 911 Immediately**  
Give the site name, address, and directions to the operator, as well as describe the emergency.
- 2) **Describe the type of emergency** Typically the categories include:
  - Medical Emergency
  - Fire
  - Construction Emergency

Revision	Approver	Drafted By	Date
1		Joseph Hernandez	04-05-2022


	SEYMOUR HILLS WIND WEATHERIZATION PLAN	
	Effective Date: Draft	Version number: Draft Version Date: 04-05-2022

- Equipment Failure – Specify
- Hazardous Spillage - Specify
- Turbine Structural Failure – Specify
- Power Failure
- Extreme Weather Conditions
  - Thunderstorm/ Electrical Storm
  - Extreme High Winds
  - Severe Hail
  - Snow/Ice Storm
- Transport Incident
  - Passenger Vehicle
  - Heavy Hauler
  - Heavy Plant
  - Aircraft Impact
- Extreme Site Conditions
  - Flood
  - Earthquake
  - Volcanic Eruption
- Act of Sabotage/Vandalism
  - Act of Terrorist
  - Bomb Threat

When describing personnel involved, indicate the numbers affected and the following initial assessment:

- a) Fatality
  - b) Major Illness (heart attack, not breathing, unconscious, etc.)
  - c) Major Injury (broken bone, loss of limb, severe cuts/bleeding, etc.)
  - d) Minor Injury (twisted ankle, foreign body in eyes, minor cuts, etc.)
  - e) Bite/Sting (snake, scorpion, etc.)
  - f) Weather Effect (effects of heat, sun, cold, wind chill, lightning strike, etc.)
  - g) Incident Type (fall, crush, vehicle crash, fire, electric shock, etc.)
- 3) **Location**  
Give the operator the location of the emergency, by referring to the nearest turbine, structure, or road junction and whether casualties are in the open, trapped in a vehicle or site equipment, or at height within a turbine.
- 4) **Notify Plant Manager**  
Site staff will contact Seymour Hills Wind, Plant Manager (see list) who will assist at the location of the emergency. Jointly, the supervisors

Revision	Approver	Drafted By	Date
1		Joseph Hernandez	04-05-2022

	SEYMOUR HILLS WIND WEATHERIZATION PLAN	
	Effective Date: Draft	Version number: Draft Version Date: 04-05-2022

will arrange for a trained first aider to attend the scene of the emergency, if required.

5) Coordinate

The supervisor(s)/Plant Manager will send an employee to the nearest site access point to meet the emergency services, and escort them to the location of the emergency. The gate guard should also be informed to assist in directing the emergency services to the scene of the incident.

If Air Evac services are required, a designated helicopter landing area has been located


6) Accompany

The supervisor(s) will continue to assist with the situation on site, and one of the supervisors will accompany any injured personnel to the hospital. He will stay until examination (including a drug & alcohol test) is complete, so that a full report including the extent of the injuries can be made. The employer can later require the injured to make an appointment to see the Company Doctor if confirmation of the extent or nature of injuries, treatment or disability is required.

### 3.4 Site Evacuation Procedure

- 1) Personnel empowered to order evacuation/shutdown of the site are:
  - Supervisors of individual contractors, who may instruct their own people to evacuate
  - Engie Site supervisors, who may instruct ALL personnel to evacuate
  - Engie Site supervisors, who may instruct ALL personnel to evacuate
- 2) When instructed, evacuate site via nearest access to public road, and assemble at a designated location.
- 3) In case of fire, try to remain upwind of it.
- 4) The Seymour Hills Wind site manager (or designated person) will arrange a head count of all personnel. This will be done by the supervisors from each contractor carrying out their own headcount and advising Engie Site management of the result. Supervisors from each contractor will be responsible for maintaining an accurate record of which personnel are onsite each day, to be able to identify which personnel are missing in the case of an emergency evacuation. Further, a sign-in/sign-out procedure will be implemented at the entrance.


Revision	Approver	Drafted By	Date
1		Joseph Hernandez	04-05-2022

	SEYMOUR HILLS WIND WEATHERIZATION PLAN	
	Effective Date: Draft	Version number: Draft Version Date: 04-05-2022

### 3.5 Natural Disasters or Acts of Terrorism Without Warning.

Natural disasters like earthquake, volcanic eruption and flash flood will almost certainly occur without warning. In such cases it is important that the site be evacuated with all possible haste. All site personnel should move away from the

Revision	Approver	Drafted By	Date
1		Joseph Hernandez	04-05-2022

	SEYMOUR HILLS WIND WEATHERIZATION PLAN	
	Effective Date: Draft	Version number: Draft Version Date: 04-05-2022

location of the event and get to a safe distance and location. It is essential that you remain calm and do not panic. Once you are safe, you should contact Emergency Services and your site supervisor or company headquarters to enable a roll call and for authorities to establish numbers of survivors and assess those who are not accounted for. Hurricane annex is not applicable to Seymour Hills Wind Project as the facility is not located in evacuation zone as defined by TDEM.

Acts of terrorism, by their nature, frequently come without warning and should be treated in the same manner as natural disasters.

The radio (PMR) will be the source of information/communication and site personnel should tune into a news station until such time as all clear is announced and they can either safely return to the site or their home.

All personnel should remain at a safe location until the Plant Manager contacts you to confirm it is safe to return to site.

### 3.6 Fire Prevention Procedures

A separate Fire Prevention & Mitigation Plan has been developed for this project, in view of the fire risk posed by the natural vegetation and climate.


### 3.7 Severe Weather Conditions

Severe weather conditions, particularly gusting high wind speed and electrical storms, have a pronounced effect on the maintenance and any emergency medical response to any on site turbines. Records will be kept of prevailing weather conditions daily and periodically throughout the day weather forecast updates will be reviewed and assessed to ensure the safe continuity of work, while ensuring that weather sensitive activity is only commenced on the understanding that existing or imminent weather conditions will not exceed the risk assessed for that activity. In any event, due diligence should be proactive with routine observation by all concerned about obvious local changing atmospheric conditions that could indicate deteriorating weather conditions.

Engie Renewables Services LLC will stop all maintenance operations at 24 m/s in accordance with 29 CFR 1910.27 (b) (2) (X) for all on site turbines. Engie North America will specify maximum wind speeds that are allowed for:

- Hub Entry (10 m/s)
- Working at height inside a turbine.
- Working on a suspended platform

Revision	Approver	Drafted By	Date
1		Joseph Hernandez	04-05-2022

	SEYMOUR HILLS WIND WEATHERIZATION PLAN	
	Effective Date: Draft	Version number: Draft Version Date: 04-05-2022

In addition, heavy lifting cranes have specific limitations with respect to positioning, rigging and lifting components that will change with the dimensions of the component, the location, ground conditions, weather conditions and wind speeds.

Engie North America Inc recommendations and the crane limitations need to be considered for each stage of maintenance to balance the risk inherent in each operation.

Regarding atmospheric electrical activity, tall metal structures like wind turbines and heavy lifting cranes are prone to attract such activity until such time as suitable grounding is in place. In the event of local electrical storms or thunderstorms, all turbine locations should be evacuated, and site personnel seek safety in the cab of their vehicle at least 180 ft from the turbine location until 30 minutes strike after the last known lightning strike within 30-mile radius or until such time as the storm has passed or abated.

### 3.8 Weather Emergency Response

In the event of a cold or hot weather emergency actions will be followed as listed below:

1. Notify all affected personnel and Realtime Desk
2. Assess the current weather conditions and personnel safety and risks associated with travel to site. (Assuming that this has occurred not during normal working hours)
3. Utilize SCADA system to identify the potential of ice on blades.

### 3.9 Cyber Security

Reference: Cyber security IRP for Seymour Hills Wind Project

### 3.10 Pandemic and Epidemic

Reference: Engie Covid-19 Job Site Control Protocol

### 3.11 Physical Security

Plant Substation and Turbines are secured by use of locks. All access doors to O&M building have locking capability. Plant SCADA room access is in control house with locking capability and video surveillance monitoring. Notify appropriate personnel and call appropriate authorities. Submit Incident report and record all findings into Maximo.


### 3.12 Water Shortage

This section is not applicable for Seymour Hills Wind Project as no water is used for site generation.

### 3.13 Hot/Cold Weather Emergency

Reference document "Seymour Hills Weatherization Plan" for this section.

Revision	Approver	Drafted By	Date
1		Joseph Hernandez	04-05-2022

	SEYMOUR HILLS WIND WEATHERIZATION PLAN	
	Effective Date: Draft	Version number: Draft Version Date: 04-05-2022

### **3.14 Adequacy and Operability of Fuel Switching Equipment**

This section is not applicable for Seymour Hills Wind Project as no fuel switching equipment is installed.

### **3.15 Restoration of Service**

In the event of system trip or component failure the following steps below will be followed.

1. Notify Realtime Desk of situation/appropriate Engie Personnel.
2. Identify source of event through visual or event files.
3. Identify replacement components needed if necessary.
4. Replace damage system component if necessary.
5. Return affected system to service with appropriate energization plan.
6. Notify Realtime Desk/appropriate Engie personnel that system has been restored.

### **3.16 Drills**

Drill will be performed annually and documented via sign in sheet.

### **3.17 Plan Holders**

This plan will be held both by Engie Renewables Services LLC O&M and by each of the on-site ENGIE staff. In addition, copies shall be sent to the respective emergency services. This will also be provided, together with a site layout map and site location map, in a laminated format during orientation.

## **4.0 Emergency Within a Turbine**

If an incident occurs at height within a turbine, Emergency Services should be called and all on site specialist recovery equipment and techniques to enable injured personnel to be removed to safety from site. Engie Renewable Services LLC will have available, on site, such equipment, and trained personnel to action such a recovery.

Emergency response equipment is to go up-tower every climb with a minimum of 2 trained personal at each location when climbing.


## **5.0 In Case of Spillage**

A separate spill prevention, control, and countermeasures plan (SPCC) has been developed to address those issues in detail. Please refer to that plan for more detailed instructions regarding spill prevention and response.

In the event of a spillage of a hazardous or potentially hazardous substance:

Initiate the oil spillage procedure after checking:

Revision	Approver	Drafted By	Date
1		Joseph Hernandez	04-05-2022

	SEYMOUR HILLS WIND WEATHERIZATION PLAN	
	Effective Date: Draft	Version number: Draft Version Date: 04-05-2022

- Type of oil or hazardous substance involved
- Estimated quantity of spillage

Revision	Approver	Drafted By	Date
1		Joseph Hernandez	04-05-2022

**SEYMOUR HILLS WIND WEATHERIZATION PLAN**

Effective Date: Draft

Version number: Draft

Version Date: 04-05-2022

- Fire Risk
- SDS recommendations and considerations

Inform the closest site supervisor and organize delivery to the location of the site emergency spill kit.

Should the spill be too extensive to be resolved using the available spill kit, then the spill should be contained as far as is practicable and the nearest Hazmat specialist contacted to resolve the situation.

The spill should be reported to the National Response Center and the State:

**National Response Center: 1-800-424-8802**

The following information will be required when reporting the incident:

- Clearly identify the location of the spill
- What substance is involved
- Approximate quantity spilled
- Approximate concentration of the spilled material, if appropriate
- Identify the source of the spill
- Identify who is cleaning the spill
- Identify any resources damaged, if applicable
- Provide contact information

Location Of Safety Data Sheets for Hazardous Materials

Each subcontractor is required to maintain listings of all materials that they are using which may be flammable or hazardous to health in accordance with OSHA 1910.39-C and will provide a copy, updated as appropriate to the Seymour Hills Wind site office.


## **6.0 Aircraft Impact**

The site FAA Lighting Design complies with existing regulations and requirements, which will be fully operational as soon as each electrical circuit is energized. To minimize the risk of collision by low flying aircraft during the any operational times, fully erected turbines that have not been energized will be marked with a suitable self-powered obstruction light until such time as that circuit is energized.

In the unlikely event that such a collision occurs, the Emergency Response Plan will be brought into effect to mobilize the appropriate on-site Emergency Response Team and Emergency Services.

FAA Lights- Any failure or malfunction that lasts more than thirty (30) minutes and affects a top light or flashing obstruction light, regardless of its position, should be reported immediately to (877) 487-6867 so a Notice to Airmen (NOTAM) can be issued. As soon as the normal operation is restored, notify the same number.


Revision	Approver	Drafted By	Date
1		Joseph Hernandez	04-05-2022

	SEYMOUR HILLS WIND WEATHERIZATION PLAN	
	Effective Date: Draft	Version number: Draft Version Date: 04-05-2022

#### 7.0 Acts of Sabotage, Terrorism & Bomb Threats

With the advent of potentially increased levels of terrorist activity on mainland USA, it has become essential that all companies consider the implications to the health and safety of their staff should a terrorist attack occur in the workplace. The primary concerns are threatened bombing attacks and the potential for chemical or biological attack

Revision	Approver	Drafted By	Date
1		Joseph Hernandez	04-05-2022

	SEYMOUR HILLS WIND WEATHERIZATION PLAN	
	Effective Date: Draft	Version number: Draft Version Date: 04-05-2022

If an act of terrorism comes without warning, or in the case that an incident is subsequently found to be caused by vandalism or sabotage, the Emergency Response Plan will be brought into effect to mobilize the appropriate emergency services.

### 7.1 Bomb Threat Procedure

If a bomb threat call is received, the main objective is to record every word of the threat message accurately and obtain as much information as possible from the caller. To this end, the following questions should be asked:

- When will the bomb go off?
- Where is the bomb?
- What type of bomb is it?
- What does it look like?
- When was it put there?
- Why are you doing this?
- Who are you?

While talking to the person, try to determine:

- The sex of the caller
- The style of speech
- The accent and mannerisms of the caller
- Listen for background noises that could be helpful to an investigator

After receiving the call, the recipient will then:

- Contact the Site Manager or the nearest Site Supervisor
- Or Dial 911 and inform the County

Site Management should:

- Make sure the County Sheriff's Office has been informed.
- Ensure immediate evacuation of the area of the bombs supposed location, and the surrounding areas.
- Prepare to implement the Evacuation Procedure.
- Prepare relevant documentation to assist in assessing the situation with police and authorities – information such as the number of persons at each site location, site maps, plans of related buildings and equipment, etc.
- Coordinate and supply support to the County Sheriff's Office as requested.


Whether the threat is received in writing or in person, the same procedure should be followed as far as possible.

A procedural check list shall be maintained and readily available, incorporating the above elements.

### 7.2 Chemical and Biological Threat


It is difficult to have a contingency plan that takes into consideration all the

Revision	Approver	Drafted By	Date
1		Joseph Hernandez	04-05-2022

	SEYMOUR HILLS WIND WEATHERIZATION PLAN	
	Effective Date: Draft	Version number: Draft Version Date: 04-05-2022

possibilities that avoid the consequences of a Chemical or Biological attack, however, should a warning or threat be issued, the identical procedure should be

Revision	Approver	Drafted By	Date
1		Joseph Hernandez	04-05-2022

	SEYMOUR HILLS WIND WEATHERIZATION PLAN	
	Effective Date: Draft	Version number: Draft Version Date: 04-05-2022

applied as that used for a Bomb Threat. Leaving the area is even more imperative. Keeping your body covered as far as possible to avoid any skin contact with the threatened substance is a priority. Covering the nose and mouth to avoid inhalation is also a must.

If a letter or parcel is used to spread the noxious medium, all site personnel should be vigilant in their examination of suspicious or unsolicited deliveries. If there are any doubts as to the content of a letter or parcel, and if the senders address and the postmark do not match, the item should be treated as suspect and the authorities contacted to examine the piece under controlled conditions.

The site management cannot mandate for the malicious actions of others, but all site personnel should maintain a heightened state of awareness to protect themselves, their families and their colleagues at work.

**DO NOT APPROACH, TOUCH OR ATTEMPT TO REMOVE ANY  
SUSPICIOUS OBJECT OR DEVICE.**

**8.0 Post-Incident Review of Response Procedure**

At the weekly site safety meeting following an emergency response incident, the site team will review how successfully the Emergency Response Plan was implemented. Following this review, actions will be taken to correct any deficiencies, either by improved communication of the Emergency Response Plan or by modification to the Plan.

Revision	Approver	Drafted By	Date
1		Joseph Hernandez	04-05-2022

**SEYMOUR HILLS WIND WEATHERIZATION PLAN**

Effective Date: Draft

Version number: Draft

Version Date: 04-05-2022

**Summary of Emergency Services for Engie North America INC. Wind Power Project**

Nearest 24/7 Hospital with ER capability that can be reached within 15-45 minutes

Will Respond to any Emergency call (Fire or EMS)

Dial: 911

**Plant Manager:**

(Shane Hiett) – Direct Contact Number

Dial: 325-261-2438

**Site Technician:**

(Joseph Hernandez) – Direct Contact Number

Dial: 580-970-2095

**Seymour Fire – Fire Department**

319 N Washington St. Seymour, TX 76380

Dial: 940-889-3344

**Baylor County – EMS Department**

100 Emergency Dr, Seymour, TX 76380

Dial: 940-889-3445

**Baylor County – Sheriff's Department**

101 S Washington ST#11, Seymour, TX 76380

Dial: 940-889-3333

**Kell West Regional – Medical Center**

5420 Kell W Blvd, Wichita Falls, TX 76310


Dial: 940-692-5888

**Spill Reports - (NRC) National Response Center:**

Dial (1800) 424-8802

**Spill Reports - State: (800) 8232-8224****Emergency Service can be contacted by dialing 911.****Contact details of site supervisors, first aiders and other personnel are listed on a separate sheet that will be issued with this plan and updated as the project progresses**

Revision	Approver	Drafted By	Date
1		Joseph Hernandez	04-05-2022

	SEYMOUR HILLS WIND WEATHERIZATION PLAN	
	Effective Date: Draft	Version number: Draft Version Date: 04-05-2022

### Other Useful Contacts

Center for Disease Control (CDC) <http://www.cdc.gov/>

Department of Health (DOH) <http://www.doh.wa.gov/>

Department of Homeland Security <http://www.dhs.gov/dhspublic/>

Federal Bureau of Investigation (FBI) <http://www.fbi.gov/>

United States Postal Service <http://www.usps.com/>

Federal Emergency Management Agency (FEMA) <http://www.fema.gov/>

Occupational Safety & Health Administration (OSHA) <http://www.osha.gov/>

Environmental Protection Agency <http://www.epa.gov/>

National Response Center to report Toxic Chemical & Oil Spills  
Dial 1-800 424 8802 or <http://www.nrc.uscg.mil/nrcrpttxt.htm>

Poisons Center <http://uuhsc.utah.edu/healthinfo/adult/nontrauma/overview.htm>  
or Dial 1-800 222 1222

**Note: Immediately after dealing with the immediate crisis, the Engie Seymour Hills Wind Project Plant Manager shall be contacted at 805-508-3625 and informed of the nature of the emergency.**

Revision	Approver	Drafted By	Date
1		Joseph Hernandez	04-05-2022

**SEYMOUR HILLS WIND WEATHERIZATION PLAN**

Effective Date: Draft

Version number: Draft

Version Date: 04-05-2022

**Seymour Hills Wind Project  
CONCISE EMERGENCY PLAN  
HOW TO DEAL WITH AN EMERGENCY SITUATION**

**Use these notes in case of injury, illness, fire, and in case of evacuation.**

**\*\*\* ALWAYS KNOW YOUR LOCATION \*\*\***

**(Each turbine location is numbered, for example A4, M2, etc.)**

**In case of INJURY or ILLNESS:**

1. Call 911 after business hours. Give location and the turbine number of the emergency and describe the injury or illness.
2. During business hours notify a supervisor. All supervisors carry a cell phone and/or a two-way radio. Describe the emergency to the supervisor and include the turbine number.

Engie Plant Manager: (Shane Hiett) 325-261-2438

Engie Site Operator: (Joseph Hernandez) 580-970-2095

GE Supervisor: (Eric Leveling) 432-270-4604


Engie Plant Engineer (Andrew Dembski) 361-522-1599

GPS Location: N 33°33'20" W  
99°12'11"

Address:  
3463 State HWY 114  
Seymour TX, 76380

3. Dispatch a third party to the main gate to meet and escort the emergency services to your location. Reporting employee should **STAY WITH THE CASUALTY**.
4. Reporting employee, the supervisor or a designated health and safety representative should go with the casualty to the hospital.

Revision	Approver	Drafted By	Date
1		Joseph Hernandez	04-05-2022

	SEYMOUR HILLS WIND WEATHERIZATION PLAN	
	Effective Date: Draft	Version number: Draft Version Date: 04-05-2022


In case of FIRE:

1. Call the fire department by dialing 911 and give the location of the fire.
2. Notify supervisors (as above).
3. Immediately clear the area of all personnel and, if possible, vehicles and flammables. If you are trained in fire safety, and the fire is small, attempt to put the fire out with an extinguisher. **DO NOT PUT YOURSELF AT RISK.**
4. Await the arrival of the fire department.

In case of SEVERE or EXTREME WEATHER, ACTS OF SABOTAGE or TERRORISM or MAJOR INCIDENT:

1. Prepare to evacuate the site. Supervisors will initiate and coordinate the evacuation. FOLLOW THEIR INSTRUCTIONS

Revision	Approver	Drafted By	Date
1		Joseph Hernandez	04-05-2022


	SEYMOUR HILLS WIND WEATHERIZATION PLAN	
	Effective Date: Draft	Version number: Draft Version Date: 04-05-2022

In any emergency, keep calm and don't panic. Give clear, concise information and directions. The attached map shows the layout of the roads and turbines on the wind project, and the site muster point.

Main muster point: O&M

Secondary muster point: Filed adjacent from O&M

Revision	Approver	Drafted By	Date
1		Joseph Hernandez	04-05-2022

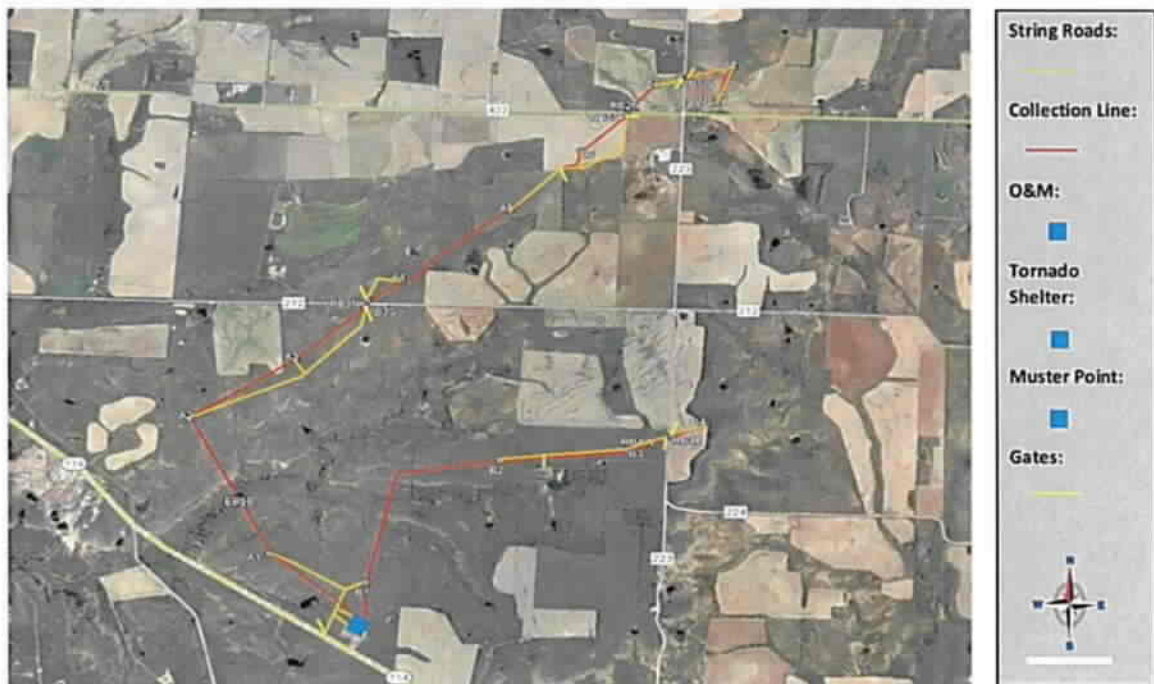
	SEYMOUR HILLS WIND WEATHERIZATION PLAN	
	Effective Date: Draft	Version number: Draft Version Date: 04-05-2022

**Map showing layout of the roads and turbines on the Seymour Hills Wind Project**


Figure 1: Project Site Map

Engie North America

*Seymour Hills Wind Project*



Revision	Approver	Drafted By	Date
1		Joseph Hernandez	04-05-2022

	SEYMOUR HILLS WIND WEATHERIZATION PLAN	
	Effective Date: Draft	Version number: Draft Version Date: 04-05-2022

## Document Revision

This document shall be reviewed on an annual basis to ensure the integrity and safety.

Change history:

The following table summarizes the change history of the document.

Version	Description of Change	Initiator	Date
Draft	Initial revision & draft	Tarek Morgan	May 10, 2021

Approval:

Approved by	Title	Date

Revision	Approver	Drafted By	Date
1		Joseph Hernandez	04-05-2022

## AFFIDAVIT

State of Texas

§

§

County of Harris

§

Before me, the undersigned notary public, on this day personally appeared Rachel Kilpatrick, to me known to be the person whose name is subscribed to the foregoing instrument, who being duly sworn according to law, deposes and says:

- “1. My name is Rachel Kilpatrick. I am over the age of eighteen and am a resident of the State of Texas. I am competent to testify to all the facts stated in this Affidavit, and I have the authority to make this Affidavit on behalf of Seymour Hills Wind Project, LLC. (PGC certification number 20485).
2. I swear or affirm that in my capacity as Vice President, I have personal knowledge of the facts stated in the Emergency Operations Plan (“EOP”) submitted to ERCOT and filed in Project No. 53385.
3. I further swear or affirm that I have personal knowledge of the facts stated below:
  - Relevant operating personnel are familiar with and have received training on the applicable contents and execution of the EOP, and such personnel are instructed to follow the applicable portions of the EOP except to the extent deviations are appropriate as a result of specific circumstances during the course of an emergency;
  - The EOP has been reviewed and approved by the appropriate executives;
  - Engie North America Inc. intends to conduct a drill consistent with subsection (f) of PUC Subst. R. §25.53 by 30 September 2023, and will provide notice to the Commission at least 30 days before that drill is conducted. Once that drill is conducted, Engie North America Inc. will notify the Commission;
  - The EOP, or an appropriate summary, will be distributed to local jurisdictions as needed;
  - Engie North America Inc. maintains a business continuity plan that addresses returning to normal operations after disruptions caused by an incident; and,
  - Emergency management personnel who are designated to interact with local, state, and federal emergency management officials during emergency events have received the latest IS-100, IS-200, IS-700, and IS-800 National Incident Management Systems training.

4. - I further swear or affirm the information, statements, and/or representations contained in the Emergency Operations Plan are true, complete, and correct to the best of my knowledge and belief. Further affiant sayeth not. "


Rachel W Kilpatrick

Rachel Kilpatrick

Vice President

Engie North America Inc.

SWORN TO AND SUBSCRIBED TO BEFORE ME on the 2nd day of June 2023.



Mary Kay Kutka

My Commission Expires: 12/19/24