



Filing Receipt

Filing Date - 2023-06-02 05:02:34 PM

Control Number - 53385

Item Number - 1472



**WIND PROJECT
ERP PROCEDURES
MANUAL**

**Live Oak Wind Project LLC,
Eldorado, Texas**

Emergency Response Plan



Emergency Response Plan

Table of Contents

1.0	Approval and Implementation	3
2.0	Introduction	3
2.5	Project Description	4
3.0	Notification and Communication	4
3.1	Notification of Facility Personnel	4
3.2	Notification of Operators, Corporate and Regional Personnel	4
3.3	Notification of Public	4
3.4	Handling of News Media	4
3.5	Emergency Communications	5
3.6	Communications with Agencies	5
3.7	Communication Among Plant Personnel	5
3.8	Alerting Emergency Response Personnel	5
4.0	Emergency Information	5
4.1	Notification Process	5
4.2	Site Evacuation Procedure	7
4.3	Natural Disasters or Acts of Terrorism Without Warning	7
4.4	Fire Prevention Procedures	8
4.5	Severe Weather Conditions	8
4.6	Earthquakes	9
4.7	Tornados	10
4.8	Floods	10
4.9	Wildfires	11
4.10	Lightning	11
4.11	Blizzards/Ice	12
4.12	Weather Emergency Response	12
4.13	Hot/Cold Weather Emergency Checklist	13
4.14	Staffing During Weather Emergency	14
4.15	Emergency Response Supplies	14
4.16	Cyber Security	14
4.17	Pandemic & Epidemic	15
4.18	Fire Prevention Plan	17
4.19	Fire Response	17
4.20	Physical Security	17
4.21	Water Shortage	17
4.22	Adequacy and Operability of Fuel Switching Equipment	17
4.23	Restoration After Emergency	17
4.24	Post Incident Review of Response Procedure	18
4.25	Emergency Response Drill	18



4.26	Plan Holders	18
5.0	Emergency Within a Turbine	18
6.0	In Case of Spillage.....	18
7.0	Aircraft Impact	19
8.0	Acts of Sabotage, Terrorism & Bomb Threats	20
9.0	Post Incident Review of Response Procedure	22
10.0	Appendices.....	23
10.1	Summary of Emergency Services	23
10.2	Other Useful Contacts.....	24
10.3	Concise Emergency Plan	25
10.4	Vicinity and Access Map	26
11.0	Document Revision and Control	27

1.0 Approval and Implementation

Purpose: This plan intends to outline the emergency response procedures for the Live Oak Wind Project LLC

Responsibility: The Facility Operations Manager will be responsible for maintaining, updating, approving, and implementing the Emergency Response Plan or may assign a delegate.

All revisions will be documented in the revision control section of this document

This document supersedes previous dated documents

2.0 Introduction

The Emergency Response Plan primarily deals with what action needs to be taken if an incident occurs, on the Live Oak Wind Project, it does not deal with the issues and details of a formal Health & Safety Plan. It assumes that all contractors and subcontractors working on the site, like Engie North America Inc, have their own Health & Safety Plan and their staff are trained and experienced in the daily implementation of that Plan and the procedures and recommendations that it provides. As part of Engie due diligence when appointing its own subcontractors, such Health & Safety Plans and the subcontractors' Safety Records are reviewed.

A copy of this Emergency Response Plan will be provided to the local emergency services to apprise them of the construction of this facility and to enable them to formulate their own response plan. The local emergency services will be invited to visit and make their own assessment of the site and to suggest any improvements and additions to this plan.



This document will form part of the site safety induction for all site personnel, prior to site access being granted.

2.5 Project Description

The Live Oak Wind Project is a 76-turbine wind project located in Schleicher County Texas. It is geographically located South of Christoval Texas and is 26 miles North of Eldorado Texas.

Operations building Address: 1440 County Road 431 Eldorado, Texas 76936

Operations Building Coordinates: N 31.043844 W-100.525728

South Entrance FM 915 N 31.007276 W -100.689771

Maps showing the overall site layout and site location are included at the end of this plan.

3.0 Notification and Communication

3.1 Notification of Facility Personnel

The on-shift discovering Technician is responsible for classifying an event in the appropriate emergency class and then notifying plant personnel as needed. This notification could involve utilization of Facility cellular phones and/or alarm systems. Visitors to the plant and operational areas are assigned to a site representative. This individual is responsible for informing visitors of emergencies when they occur, and for taking protective action as necessary. Plant personnel are trained on actions to be taken in an emergency, prior to their work assignments. If training has not occurred, an individual who has been trained in emergency response procedures must escort them. The training includes instructions on the methods of notification and the required actions in the event of an emergency.

3.2 Notification of Operators, Corporate and Regional Personnel

The Operators Corporate and Regional personnel must be notified of all types of emergencies, including unusual events. Specific details on notification of Company Corporate and Regional personnel are covered in appropriate notification procedures The Facility Manager will ensure that covered incidents are reported via the site procedure for notification of Agencies and contact list. All follow up written notifications prepared by the Facility Manager and MUST be reviewed by Operators' Corporate HSE Department prior to being submitted.

3.3 Notification of Public

This section gives a general description of the public education and information program for the Facility. The Facility will provide the authorities with supporting information for public notification. Public notification to the residences, businesses, etc. surrounding the facility will be the responsibility of local/state officials. This notification will be carried out through existing systems (e.g., outdoor warning sirens, Emergency Broadcast)

3.4 Handing of News Media

All communications shall be coordinated through the Operators Corporate Communications Department as per the requirements of the Operators communication policy.



Approved Version: 1

Version number: 1

Pg 5

Supersedes: All

Version Date: 06/24/2022



3.5 Emergency Communication

3.6 Communications with Agencies

The primary means of communication between the Facility and government agencies is by telephone.

3.7 Communications Among Plant Personnel

Communications among plant personnel at the scene, in the control room and offices can be accomplished using in-plant telephone system or mobile telephone.

3.8 Alerting Emergency Response Personnel

Notification of Facility Emergency Response personnel will be completed via cellular telephones and/or fire alarm systems (except for bomb threat notifications). Plant personnel not on-site at the time of the emergency will be notified via telephone.

4.0 Emergency Information

4.1 Notification Procedure

All emergency situations should immediately be reported.

The following 7-step Emergency Notification Procedure should be used:

- 1) Notify 911 Immediately
Give the site name, address, and directions to the operator, as well as describe the emergency.
- 2) Describe the type of emergency Typically the categories include:
 - Medical Emergency
 - Fire
 - Construction Emergency
 - Equipment Failure – Specify
 - Hazardous Spillage - Specify
 - Turbine Structural Failure – Specify
 - Power Failure
 - Extreme Weather Conditions
 - Thunderstorm/ Electrical Storm
 - Extreme High Winds
 - Severe Hail
 - Snow/Ice Storm
 - Transport Incident
 - Passenger Vehicle
 - Heavy Hauler
 - Heavy Plant
 - Aircraft Impact



-
- Extreme Site Conditions
 - Flood
 - Earthquake
 - Volcanic Eruption
- Act of Sabotage/Vandalism
 - Act of Terrorist
 - Bomb Threat

When describing personnel involved, indicate the numbers affected and the following initial assessment:

- a) Fatality
 - b) Major Illness (heart attack, not breathing, unconscious, etc.)
 - c) Major Injury (broken bone, loss of limb, severe cuts/bleeding, etc.)
 - d) Minor Injury (twisted ankle, foreign body in eyes, minor cuts, etc.)
 - e) Bite/Sting (snake, scorpion, etc.)
 - f) Weather Effect (effects of heat, sun, cold, wind chill, lightning strike, etc.)
 - g) Incident Type (fall, crush, vehicle crash, fire, electric shock, etc.)
- 3) Location
Give the operator the location of the emergency, by referring to the nearest turbine, structure, or road junction and whether casualties are in the open, trapped in a vehicle or site equipment, or at height within a turbine.
- 4) Notify Plant Manager
Site staff will contact Plant Manager (see list) who will assist at the location of the emergency. Jointly, the supervisor will arrange for a trained first aider to attend the scene of the emergency, if required.
- 5) Coordinate
The supervisor(s)/Plant Manager will send an employee to the nearest site access point to meet the emergency services, and escort them to the location of the emergency. The gate guard should also be informed to assist in directing the emergency services to the scene of the incident.
- 6) Accompany
The supervisor(s) will continue to assist with the situation on site, and one of the supervisors will accompany any injured personnel to the hospital. He will stay until examination (including a drug & alcohol test) is complete, so that a full report including the extent of the injuries can be made. The employer can later require the injured to make an appointment to see the Company Doctor if confirmation of the extent or nature of injuries, treatment or disability is required.



4.2 Site Evacuation Procedure

- 1) Personnel empowered to order evacuation/shutdown of the site are:
 - Supervisors of individual contractors may instruct their own people to evacuate
 - Engie Site manager may instruct ALL personnel to evacuate
 - Engie Site supervisors may instruct ALL personnel to evacuate
- 2) When instructed, evacuate site via nearest access to public road, and assemble at a designated location.
- 3) In case of fire, try to remain upwind of it.
- 4) The Live Oak site manager (or designated person) will arrange a head count of all personnel. This will be done by the supervisors from each contractor carrying out their own headcount and advising Engie site management of the result. Supervisors from each contractor will be responsible for maintaining an accurate record of which personnel are onsite each day, to be able to identify which personnel are missing in the case of an emergency evacuation. Further, a sign-in/sign-out procedure will be implemented at the entrance.

4.3 Natural Disasters or Acts of Terrorism Without Warning.

Natural disasters like earthquake, volcanic eruption and flash flood will almost certainly occur without warning. In such cases it is important that the site be evacuated with all possible haste. All site personnel should move away from the location of the event and get to a safe distance and location. It is essential that you remain calm and do not panic. Once you are safe, you should contact Emergency Services and your site supervisor or company headquarters to enable a roll call and for authorities to establish numbers of survivors and assess those who are not accounted for. Hurricane annex is not applicable to Live Oak as the facility is not located in evacuation zone as defined by TDEM.

Acts of terrorism, by their nature, frequently come without warning and should be treated in the same manner as natural disasters.

The radio (PMR) will be the source of information/communication and site personnel should tune into a news station until such time as all clear is announced and they can either safely return to the site or their home.

All personnel should remain at a safe location until the Plant Manager contacts you to confirm it is safe to return to site.



4.4 Fire Prevention Procedures

A separate Fire Prevention & Mitigation Plan has been developed for this project, in view of the fire risk posed by the natural vegetation and climate.

4.5 Severe Weather Conditions

Severe weather conditions, particularly gusting high wind speed and electrical storms, have a pronounced effect on the maintenance and any emergency medical response to any on site turbines. Records will be kept of prevailing weather conditions daily and periodically throughout the day weather forecast updates will be reviewed and assessed to ensure the safe continuity of work, while ensuring that weather sensitive activity is only commenced on the understanding that existing or imminent weather conditions will not exceed the risk assessed for that activity. In any event, due diligence should be proactive with routine observation by all concerned about obvious local changing atmospheric conditions that could indicate deteriorating weather conditions.

Engie Renewables Services LLC will stop all maintenance operations at 24m/s in accordance with 29 CFR 1910.27 (b) (2) (X) for all on site turbines. Engie North America will specify maximum wind speeds that are allowed for:

- Hub Entry
- Working at height inside a turbine.
- Working on a suspended platform

In addition, heavy lifting cranes have specific limitations with respect to positioning, rigging, and lifting components that will change with the dimensions of the component, the location, ground conditions, weather conditions and wind speeds.

Engie North America Inc recommendations and the crane limitations need to be considered for each stage of maintenance to balance the risk inherent in each operation.

Regarding atmospheric electrical activity, tall metal structures like wind turbines and heavy lifting cranes are prone to attract such activity until such time as suitable grounding is in place. In the event of local electrical storms or thunderstorms, all turbine locations should be evacuated, and site personnel seek safety in the cab of their vehicle at least 180 ft from the turbine location until 30 minutes strike after the last known lightning strike within 30-mile radius or until such time as the storm has passed or abated.



The types of natural phenomenon and weather emergencies that have the potential to exist at the facility include:

- Earthquakes
- Tornados
- Floods
- Wildfires
- Lightning
- Blizzards/Ice

Upon identification of any unusual conditions that could lead to a natural phenomenon and weather emergency the following actions should be taken:

- Immediately notify the Facility Manager
- Take whatever actions possible to assist personnel or place the plant/equipment in a stable condition.
- Be aware of any information being provided over the radio, television broadcast system, or internet regarding the conditions and actions required.

The Technician on shift should take all necessary actions to place the plant in a safe and stable situation and ensure the protection of personnel.

4.6 Earthquakes

Unlike other natural phenomenon and weather emergencies, Earthquakes typically occur with little to no advance warning. Therefore, when an earthquake does occur it is important to stay as safe as possible. Be aware that some earthquakes are actually foreshocks, and a larger earthquake may occur. Also, be aware that many earthquakes are accompanied by aftershocks after the main event has occurred. If an earthquake occurs minimize your movements to a few steps to a nearby safe place and if you are indoors stay, there until the shaking has stopped and you are sure exiting is safe.

The following actions should be followed for personnel indoors:

- Drop to the ground and take cover by getting under a sturdy desk or other piece of furniture and hold on until the shaking stops. If there isn't a desk or sturdy piece of furniture near you, cover your face and head with your arms and crouch in an inside corner of the building.
- Stay away from glass, windows, outside doors and walls, and anything that could fall such as lighting fixtures or furniture.
- Use a doorway for shelter only if it is near you and if you know it is a strongly supported load bearing doorway.



- Stay inside until the shaking stops and it is safe to go outside.
- Do not use elevators until they have been inspected to ensure that they are safe for use.

The following actions should be followed for personnel outdoors:

- If you are already outdoors stay there.
- Move away from buildings, structures, light poles, and utility wires.
- Once in the open stay there until the shaking stops to prevent being hit by falling debris.

4.7 Tornadoes

The on-shift technician will monitor the conditions and notify the Facility Manager when a Tornado Watch or Tornado Warning has been issued for the area. If time permits, preparations should be made to bring indoors or secure small and/or loose materials and equipment that could become airborne.

A tornado watch is issued when weather conditions are favorable for the development of tornados in and close to the watch area. A tornado warning is issued to warn an area that a tornado may be imminent. A watch can be issued after either a tornado or funnel cloud has already been spotted, or if there are radar indications that a tornado may be possible.

When a tornado threat is imminent (tornado warning has been issued in the immediate area), employees and other on-site persons should assemble in the Administration Building until the plant all clear has been given. The Facility Manager or his designee shall determine when the threat has passed and sound all clear.

Note: Designated safe assembly areas include pre-designated shelters such as a safe room, basement, or the lowest building level. If there is no basement, go to an interior room on the lowest level away from corners, windows, exterior doors, and exterior walls (rooms with CMU [concrete masonry unit] walls are best). Put as many walls as possible between you and the outside.

4.8 Floods

Whenever a flood is likely in the area of the facility, the on-shift operator will monitor the conditions and apprise the Facility Manager of the situation as necessary. The Facility Manager shall be responsible for making the determination which, if any, personnel shall be evacuated from the facility based upon the recommendations of local authorities and if sandbags or other protective measures should be placed in front of doors or other low points throughout the facility.



When there is an imminent threat of flood waters entering the facility, employees and other on-site persons should assemble in the Insert Location until the plant all clear has been given. The Facility Manager or his designee shall determine when the threat has past and sound all clear. After all clear has been sounded the Facility Manager or his designee shall obtain an accurate head count of personnel, assess if any personnel have received injuries that require first aid or medical treatment, and begin efforts to inspect the facility for damages per the Recovery and Re-entry procedures (Section 17 below).

Note: Unlike for other natural phenomenon and weather emergencies, the designated assembly area for floods shall be located on an upper level.

4.9 Wildfires

The facility is located in areas where wildfires are likely should make every effort to reduce their exposure by maintaining at least 200 feet between structures and nature that is free of brush, grasses, and trees that will act as a combustion source. Additionally, flammable liquids and gases should be stored a minimum of 100 feet from buildings.

Whenever a wildfire exists in the area of the facility, the on-shift technician will monitor the conditions and apprise the Facility Manager of the situation as necessary. The Facility Manager shall be responsible for making the determination which, if any, personnel shall be evacuated from the facility based upon the recommendations of local authorities and if hose lines shall be used to soak areas to reduce the spread of fires.

When there is an imminent threat of wildfires at a facility, employees and other on-site persons should assemble in the Administration Building until the plant all clear has been given. The Facility Manager or his designee shall determine when the threat has past and sound all clear.

4.10 Lightning

Lightning hazards are common in and around wind turbine work areas. If lightning is detected within 50 miles of the work site, a warning should be issued to employees. If lightning is detected within 30 miles of the work site, all tower work should cease, and personnel should evacuate to the administration building until the hazard has passed. If it is not possible to reach the administration building, employees should evacuate to the company vehicle and try to get greater than 600 feet away from the turbine tower. Areas to avoid include lakes, sloughs or any open body of water, tops of buildings, high lines, vessels, or crane operation (if applicable).



4.11 Blizzards/Ice

In addition to the cold weather conditions the site is prone to icing and snow events:

- If ice is seen actively falling off a wind turbine or if there is imminent danger of ice falling, employees will not be allowed in work areas.
- Employees should evacuate to the administration building until further instructions can be given.
- The site staff shall monitor the turbine output for signs of production loss and communicate de-rates to the Real Time Desk

4.12 Weather Emergency Response

Cold Weather Emergency

Forecasted potential cold weather emergencies are actively monitored by site team to help anticipate severity and proper response needed. If potential cold weather emergency has been forecasted the proper support personnel will be identified 48hrs before event is forecasted to occur and must remain available to support. If weather emergency impedes travel to and from site then support personnel will remain on site during the duration of the emergency. Support personnel will utilize cots and non-perishable foods located at site. Personnel will exhaust all feasible means to keep plant operational.

Hot Weather Emergency

Forecasted potential hot weather emergencies are actively monitored by site team to help anticipate severity and proper response needed. Site team will reference "OSHA Heat Index: A" to determine if its safe to work in current conditions. Personnel will exhaust all feasible means to keep plant operational.

LIVE OAK WIND ERP



4.14 Staffing During Weather Emergency

Every effort will be made to ensure proper staffing during an emergency event. Site staff will decide the appropriate actions to be taken such as rotating shifts. The site is equipped with food, water and sleeping equipment to last a week of 24 hour activity. In case of a full evacuation the site can be operated remotely

4.15 Emergency Response Supplies

Personal Protective Equipment

Personal protective equipment has such as hard hat, safety glasses and safety toe boot have been issued to all staff. The site maintains first aid kits in the operations building, substation, and all company vehicles

Site Emergency Supplies

The site has emergency food, cots and water to last an extended stay onsite

The site has a backup generator to provide electricity and is maintained annually and checked monthly.

Fire Extinguishers

Fire Extinguishers are located throughout the operations building, vehicles and substation and are inspected monthly

Spill Control and Mitigation

Spill kits are located in each vehicle as well as the operations building oil storage area

Communications

Each technician has access to a radio and utilizes mobile phones

The office is equipped with hard wired telephones for communication

Turbine Rescue Equipment

Live Oak utilizes MILAN 2.0 (A-027) rescue systems. All turbines on site have this device in the nacelle of the turbine to ensure it is available when needed.

4.16 Cyber Security

Cyber security threats are becoming more common as well as more sophisticated. It is important to report a suspected cyber security threat as soon as it is discovered. If you suspect a cyber security breach it is important to report this to the Live Oak site management so steps can be taken to initiate the Cyber Incident Response. To prevent cyber incidents please remember the following:



1. Use strong passwords
2. Do not write passwords down as reminders
3. Report suspicious emails utilizing the phishing button in Outlook
4. Report suspicious contacts
5. Do not use or allow usage of USB drives, sticks, storage
6. Keep secure server rooms closed and locked

The general definition of an ICS incident is any event with a negative impact on the security (availability, integrity, confidentiality) of the ICS Systems.

The general definition of an ICS cyber security incident is the act of violating an explicit or implied security policy. This definition relies on the existence of a security policy that, while generally understood among plant maintenance and operation team. The violation or the imminent threat of violation of computer security policies, acceptable use policies, or standard computer security practices.

The following list of the most common security incidents can be used when evaluating reported events. This is not an exhaustive list and can be used as examples.

Damaging

- a. An information system is infected or possibly infected by a virus, Trojan or other malware (abnormal behaviour)
- b. Hacking of IT / ICS systems
- c. Disclosure of information to unauthorized recipients (written, oral or electronic)
- d. Accidentally sending an email with classified information to "ALL EMPLOYEES"
- e. Receipt of unexpected emails with offensive or abusive content
- f. Receiving unexpected emails that request confidential data
- g. Detection of unauthorized data changes
- h. Misconfiguration leading to disclosure of information or unauthorized access to systems.
- i. Influencing people (social engineering) to disclose confidential information

Misuse

- a. Use of unauthorized or unlicensed software
- b. Use of external login data (User ID & password)
- c. Passing on or insecure storage of personal login data (User ID & password)
- d. Passing on of personal means of access (dongle, key)
- e. Print, copy or insecure storage of classified information

Theft / loss

- a. Theft / loss of printouts with classified information



- b. Theft / loss of laptops, cell phones, other
- c. Data breach, i.e., disclosure of personal data

If you suspect a cyber security incident, please notify the Live Oak Operations Manager, Regional Manager, Director of IT, Engie ICS Team and NERC Team. Contact numbers are located on the contact page.

4.17 Pandemic & Epidemic

It is important to prevent and mitigate the chance of business interruption due to a pandemic/epidemic. Once a pandemic/epidemic occurs follow the Engie Business Continuity Plan. This is a site-specific plan to prevent the spread of the pandemic on site. This includes the mitigation of the Covid-19 Corona virus

1. As directed by corporate per threat.
 - a. When a crisis arises, we will evaluate the hazards at that time with plant operations in mind.
 - b. How contagious is it?
 - c. Severity of health risk.
 - d. Duration of sickness per person.
 - e. How it is spread.
 - f. Do we need to separate personnel? (Work at home, work at different times, etc.)
2. All staff at Live Oak are essential to the facility's production. We will provide the following to mitigate the chance of catching the virus or illness
 - a. Hand sanitizer and bleach wipes will be provided in several locations in the plant.
 - b. All employees and contractors have been notified to stay at home if they are feeling sick and respect a two-week self-quarantine.
 - c. Discussions in daily safety meetings on the mitigation of the virus
 - d. All safety and morning meetings will be held in the O&M shop area to provide space between employees.
 - e. Proper hygiene will be reinforced i.e., hand washing, coughing into elbow, and limiting exposure.
 - f. Technicians work in pairs. The assigned pairs will not be mixed to prevent the passage the virus or illness to other crews
 - g. Site visitors and visiting technicians will not be allowed on site unless necessary for the operation of the facility.
 - h. Site staff will not utilize other technicians' equipment such as computers, I pad, phones, pens, or tools without cleaning.
 - i. Doors and commonly touched items will be cleaned daily with bleach wipes and disinfectant spray.
 - j. Clean and disinfect the breakroom.
 - k. Clean before you touch it. Clean after you touch.



3. Staffing Requirements

- a. Engie staff: 2 technicians and 1 engineer to rotate on calls to the plant.
- b. Siemens: 3 crews, 2 technicians each and 1 supervisor to assign work.
- c. Technicians work in pairs. The assigned pairs will not be mixed to prevent the passage the virus or illnesses to other crews.
- d. All sitework that is not necessary will be evaluated prior to scheduling.
- e. Site visitors and visiting technicians will not be allowed on site unless necessary for the operation of the facility.
- f. Performing critical tasks (such as items to keep the plant operating) Crews will maintain turbine running status.
- g. Engie staff: 2 technicians and 1 engineer to rotate on calls to the plant.
- h. Siemens Crews: 3 crews, 2 men each and 1 supervisor to assign work.
- i. We have the means at our facility for extended stays if necessary. (Food, showers, and cost etc.)

4. Spare Parts.

- a. Currently, we do not wish to engage with other industry participants due to the risk of contamination.
- b. Due to plant differences (engineered, controls, physical differences), safety is a primary concern. Each plant may have minor to major differences from one plant to another.

5. Supply Chain

Live Oak has a complement of spares to include turbine and BOP spares available. The site has a list of spare parts we keep in stock for our plant. We may re-evaluate our spares in the future to see if we may need additional spares added to our list.

**4.18 Fire Prevention Plan**

A separate Fire Prevention & Mitigation Plan has been developed for this project, in view of the fire risk posed by the natural vegetation and climate.

4.19 Fire Response

Site Staff should only attempt to extinguish incipient stage fires or fires that can be reasonably extinguished with available portable fire extinguishing equipment and that do not endanger their own welfare or the welfare of others. Any hazardous materials or wastes (especially ignitable materials) should be moved away or protected from the fire, if reasonable to do so. Fire response should only be attempted after the Technician has been notified of the situation, and only by employees trained in fire response. In the event of a major fire, the Technician will call the **Eldorado City Fire Department** Fire Department for assistance (911).

4.20 Physical Security

The plant substation, operations building, equipment, storage and turbines are all secured by physical locks. The operations building is behind a locked fence when not occupied. Keys will only be issued to authorized staff. If anyone notices a physical security breach Notify 911 immediately followed by the facility manager.

4.21 Water Shortage

This section is not applicable for Live Oak as no water is used for site generation.

4.22 Adequacy and Operability of Fuel Switching Equipment

This section is not applicable for Live Oak as no fuel switching equipment is installed.

4.23 Restoration of Service

The objectives following any emergency declaration will be to alleviate the consequences of the event and to take those steps described in this Plan to minimize any effects on the health and safety of plant workers and public. Once the emergency situation has ended, the goal will be to restore the plant to normal operating status. For some situations, such as an unusual event involving a natural phenomenon that has no effect on the plant operation, the emergency situation may not require any change from normal operations. Therefore, no formal transition will be required. In other circumstances that may involve suspected or actual damage to the plant, a transition will be appropriate. This is defined as the Recovery Phase.



In the event of system trip or component failure the following steps below will be followed.

1. Notify Realtime Desk of situation/appropriate Engie personnel.
2. Identify source of event through visual means or event files.
3. Identify replacement components needed if necessary.
4. Replace damage system components if necessary.
5. Return affected system to service with appropriate energization plan.
6. Notify Realtime Desk/appropriate Engie personnel that system has been restored.

4.24 Post Incident Review of Response Procedure

At the weekly site safety meeting following an emergency response incident, the site team will review how successfully the Emergency Response Plan was implemented. Following this review, actions will be taken to correct any deficiencies, either by improved communication of the Emergency Response Plan or by modification to the Plan.

4.25 Emergency Response Drill

The Facility will participate in at least one drill each calendar year to test its EOP. Following an annual drill the entity must assess the effectiveness of its emergency response and revise its EOP as needed. The Live Oak facility does not operate in a hurricane evacuation zone as defined by TDEM,. An entity conducting an annual drill must, at least 30 days prior to the date of at least one drill each calendar year, notify commission staff, using the email drillnotice@puc.texas.gov listing the date, time, and location of the drill. An entity that has activated its EOP in response to an emergency is not required, under this subsection, to conduct or participate in a drill in the calendar year in which the EOP was activated.

4.26 Plan Holders


This plan will be held both by Engie Renewables Services LLC O&M and by each of the on-site ENGIE staff. In addition, copies shall be sent to the respective emergency services. This will also be provided, together with a site layout map and site location map, in a laminated format during orientation.

5.0 Emergency Within a Turbine

If an incident occurs at height within a turbine, Emergency Services should be called and all on site specialist recovery equipment and techniques to enable injured personnel to be removed to safety from site. Engie will have available, on site, such equipment, and trained personnel to action such a recovery. Emergency response equipment is to go up-tower every climb with a minimum of 2 trained personal at each location when climbing.

6.0 In Case of Spillage

A separate spill prevention, control, and countermeasures plan (SPCC) has been developed to address those issues in detail. Please refer to that plan for more detailed instructions regarding spill prevention and response.

	LIVE OAK WIND ERP	
	Approved Version: 1 Supersedes: All	Version number: 1 Version Date: 06/24/2022 Pg 21



In the event of a spillage of a hazardous or potentially hazardous substance:

Initiate the oil spillage procedure after checking:

- Type of oil or hazardous substance involved
- Estimated quantity of spillage
- Fire Risk
- SDS recommendations and considerations

Inform the closest site supervisor and organize delivery to the location of the site emergency spill kit.

Should the spill be too extensive to be resolved using the available spill kit, then the spill should be contained as far as is practicable and the nearest Hazmat specialist contacted to resolve the situation.

The spill should be reported to the National Response Center and the State:

National Response Center: 1-800-424-8802

The following information will be required when reporting the incident:

- Clearly identify the location of the spill
- What substance is involved
- Approximate quantity spilled
- Approximate concentration of the spilled material, if appropriate
- Identify the source of the spill
- Identify who is cleaning the spill
- Identify any resources damaged, if applicable
- Provide contact information

Location Of Safety Data Sheets for Hazardous Materials

Each subcontractor is required to maintain listings of all materials that they are using which may be flammable or hazardous to health in accordance with OSHA 1910.39-C and will provide a copy, updated as appropriate to the Live Oak site office.

7.0 Aircraft Impact

The site FAA Lighting Design complies with existing regulations and requirements, which will be fully operational as soon as each electrical circuit is energized. To minimize the risk of collision by low flying aircraft during the any operational times, fully erected turbines that have not been energized will be marked with a suitable self-powered obstruction light until such time as that circuit is energized. In the unlikely event that such a collision occurs, the Emergency Response Plan will be brought into effect to mobilize the appropriate on-site Emergency Response Team and Emergency Services.



FAA Lights- Any failure or malfunction that lasts more than thirty (30) minutes and affects a top light or flashing obstruction light, regardless of its position, should be reported immediately to (877) 487-6867 so a Notice to Airmen (NOTAM) can be issued. As soon as the normal operation is restored, notify the same number.

8.0 Acts of Sabotage, Terrorism & Bomb Threats

With the advent of potentially increased levels of terrorist activity on mainland USA, it has become essential that all companies consider the implications to the health and safety of their staff should a terrorist attack occur in the workplace. The primary concerns are threatened bombing attacks and the potential for chemical or biological attack

If an act of terrorism comes without warning, or in the case that an incident is subsequently found to be caused by vandalism or sabotage, the Emergency Response Plan will be brought into effect to mobilize the appropriate emergency services.

Bomb Threat Procedure

If a bomb threat call is received, the main objective is to record every word of the threat message accurately and obtain as much information as possible from the caller. To this end, the following questions should be asked:

- When will the bomb go off?
- Where is the bomb?
- What type of bomb is it?
- What does it look like?
- When was it put there?
- Why are you doing this?
- Who are you?

While talking to the person, try to determine:

- The sex of the caller
- The style of speech
- The accent and mannerisms of the caller
- Listen for background noises that could be helpful to an investigator

After receiving the call, the recipient will then:

- Contact the Site Manager or the nearest Site Supervisor
- Or Dial 911 and inform the County

Site Management should:

- Make sure the County Sheriff's Office has been informed.
- Ensure immediate evacuation of the area of the bombs supposed location, and the surrounding areas.



- Prepare to implement the Evacuation Procedure.
- Prepare relevant documentation to assist in assessing the situation with police and authorities – information such as the number of persons at each site location, site maps, plans of related buildings and equipment, etc.
- Coordinate and supply support to the County Sheriff's Office as requested.

Whether the threat is received in writing or in person, the same procedure should be followed as far as possible.

A procedural check list shall be maintained and readily available, incorporating the above elements.

Chemical and Biological Threat

It is difficult to have a contingency plan that takes into consideration all the possibilities that avoid the consequences of a Chemical or Biological attack, however, should a warning or threat be issued, the identical procedure should be

applied as that used for a Bomb Threat. Leaving the area is even more imperative. Keeping your body covered as far as possible to avoid any skin contact with the threatened substance is a priority. Covering the nose and mouth to avoid inhalation is also a must.

If a letter or parcel is used to spread the noxious medium, all site personnel should be vigilant in their examination of suspicious or unsolicited deliveries. If there are any doubts as to the content of a letter or parcel, and if the senders address and the postmark do not match, the item should be treated as suspect and the authorities contacted to examine the piece under controlled conditions.

The site management cannot mandate for the malicious actions of others, but all site personnel should maintain a heightened state of awareness to protect themselves, their families, and their colleagues at work.

**DO NOT APPROACH, TOUCH OR ATTEMPT TO REMOVE ANY
SUSPICIOUS OBJECT OR DEVICE.**

**9.0 Post-Incident Review of Response Procedure**

At the weekly site safety meeting following an emergency response incident, the site team will review how successfully the Emergency Response Plan was implemented. Following this review, actions will be taken to correct any deficiencies, either by improved communication of the Emergency Response Plan or by modification to the Plan.

Summary of Emergency Services for Live Oak Wind Project

Nearest 24/7 Hospital with ER capability that can be reached within 25

minutes Will Respond to any Emergency call (Fire or EMS) Dial: 911

Plant Manager:

(NA) – Direct Contact Number

Dial: NA

Siemens Manager:

(Eric Defee) – Direct Contact Number

Dial: 580-614-1413

Site Technician:

(Marc Hood) – Direct Contact Number

Dial: 980-248-0520

Site Technician:

(Nathan Haltom) – Direct Contact Number

Dial: 325-514-2660

(Eldorado Fire) Fire Department – Fire Department
305 East Murchison Ave. Eldorado, TX 76936

Dial: 325-853-2877



(Schleicher County) – EMS Department
305 East Murchison Ave. Eldorado, TX 76936

Dial: 325-853-2822

County Sheriff's Department – Sheriff's Department
4 S. Divide Eldorado, TX 76936

Dial: 915-853-3179

(Shannon Medical)
120 E Harris Avenue. San Angelo TX 76903

Dial 325-653-6741

Safety Sr. advisor
Danny Parker – Direct Contact Number

Dial: 405-808-2869

Director of Field Services H/S
Garrett Nunemaker – Direct Contact Number

Dial: 480-688-9388

Director of IT
Shane Andrepont – Direct Contact Number

Dial: 713-636-1492

IT & Digital security
Alex Carlin – Direct Contact Number

Dial: 832-462-4327

Cyber Security Advisor
Bruce Newell – Direct Contact Number

Dial: 713-636-1283

NERC CIP Sr. ADVS
Blake Huddleston – Direct Contact Number

Dial: 713-392-4213

NERC CIP Sr. ADVS
Cesar Seymore – Direct Contact Number

Dial: 713-636-1734

Spill Reports - (NRC) National Response Center:

Dial (1800) 424-8802

Spill Reports - State: (800) 8232-8224

Emergency Service can be contacted by dialing 911.

Other Useful Contacts

Center for Disease Control (CDC)

<http://www.cdc.gov/>

Department of Health (DOH)

<http://www.doh.wa.gov/>

Department of Homeland Security

<http://www.dhs.gov/dhspublic/>



Federal Bureau of Investigation (FBI)

<http://www.fbi.gov/>

United States Postal Service

<http://www.usps.com/>

Federal Emergency Management Agency (FEMA)

<http://www.fema.gov/>

Occupational Safety & Health Administration (OSHA)

<http://www.osha.gov/>

Environmental Protection Agency

<http://www.epa.gov/>

National Response Center to report Toxic Chemical & Oil Spills

Dial 1-800 424 8802 or <http://www.nrc.uscg.mil/nrcrpttxt.htm>

Poisons Center

<http://uuhsc.utah.edu/healthinfo/adult/nontrauma/overview.htm>

or Dial 1-800 222 1222

Note: Immediately after dealing with the immediate crisis, the Engie Live Oak Plant Manager shall be contacted at 325-260-9910 and informed of the nature of the emergency.

**Live Oak Wind****CONCISE EMERGENCY****PLAN****HOW TO DEAL WITH AN EMERGENCY SITUATION**

Use these notes in case of injury, illness, fire, and in case of evacuation.

***** ALWAYS KNOW YOUR LOCATION *****

(Each turbine location is numbered, for example A01, L05 , etc.)

In case of INJURY or ILLNESS:

1. Call 911 after business hours. Give location and the turbine number of the emergency and describe the injury or illness.
2. During business hours notify a supervisor. All supervisors carry a cell phone and/or a two-way radio. Describe the emergency to the supervisor and include the turbine number.

Engie Plant Manager: (Kevin Defoor) 325-260-9910
Siemens Supervisor: (Eric Defee) 580-614-1413

Engie Plant Engineer (Andrew Dembski) 361-522-1599

Live Oak Site Offices: GPS Location: N 31.043844, 325-255-2317
Address: 1440 County W-100.525728
Road 431 Eldorado,
TX 76936

3. Dispatch a third party to the main gate to meet and escort the emergency services to your location. Reporting employee should STAY WITH THE CASUALTY.
4. Reporting employee, the supervisor or a designated health and safety representative should go with the casualty to the hospital.

In case of FIRE:

1. Call the fire department by dialing 911 and give the location of the fire.
2. Notify supervisors (as above).
3. Immediately clear the area of all personnel and, if possible, vehicles and flammables. If you are trained in fire safety, and the fire is small, attempt to put the fire out with an extinguisher. **DO NOT PUT YOURSELF AT RISK.**
4. Await the arrival of the fire department.



In case of SEVERE or EXTREME WEATHER, ACTS OF SABOTAGE or TERRORISM or MAJOR INCIDENT:

1. Prepare to evacuate the site. Supervisors will initiate and coordinate the evacuation. FOLLOW THEIR INSTRUCTIONS.

In any emergency, keep calm and don't panic. Give clear, concise information and directions. The attached map shows the layout of the roads and turbines on the wind project, and the site muster points.

Main muster point location for site. (Operations Building)

Secondary muster point is (construction laydown yard)

Map showing layout of the roads and turbines on the Live Oak Project




Figure 1: Project Site Map

**Document Revision**

This document shall be reviewed on an annual basis to ensure the integrity and safety.

Change history:

The following table summarizes the change history of the document.

Version	Description of Change	Initiator	Date
Draft	Initial revision & draft	Charles Denny/Joseph Hernandez	4/12/2022
R1	Added additional Cyber information	Kevin DeFoor	06/24/2022

Approval:

Approved by	Title	Date
Kevin DeFoor	Regional Manager	4/13/2022
Kevin DeFoor	Regional Manager	06/24/2022

AFFIDAVIT

State of Texas

§

County of Harris

§

§

Before me, the undersigned notary public, on this day personally appeared Rachel Kilpatrick, to me known to be the person whose name is subscribed to the foregoing instrument, who being duly sworn according to law, deposes and says:

- “1. My name is Rachel Kilpatrick . I am over the age of eighteen and am a resident of the State of Texas. I am competent to testify to all the facts stated in this Affidavit, and I have the authority to make this Affidavit on behalf of Live Oak Wind Project, LLC. (PGC certification number 20473).
2. I swear or affirm that in my capacity as Vice President, I have personal knowledge of the facts stated in the Emergency Operations Plan (“EOP”) submitted to ERCOT and filed in Project No. 53385.
3. I further swear or affirm that I have personal knowledge of the facts stated below:
 - Relevant operating personnel are familiar with and have received training on the applicable contents and execution of the EOP, and such personnel are instructed to follow the applicable portions of the EOP except to the extent deviations are appropriate as a result of specific circumstances during the course of an emergency;
 - The EOP has been reviewed and approved by the appropriate executives;
 - Engie North America Inc. intends to conduct a drill consistent with subsection (f) of PUC Subst. R. §25.53 by 30 September 2023, and will provide notice to the Commission at least 30 days before that drill is conducted. Once that drill is conducted, Engie North America Inc. will notify the Commission;
 - The EOP, or an appropriate summary, will be distributed to local jurisdictions as needed;
 - Engie North America Inc. maintains a business continuity plan that addresses returning to normal operations after disruptions caused by an incident; and,
 - Emergency management personnel who are designated to interact with local, state, and federal emergency management officials during emergency events have received the latest IS-100, IS-200, IS-700, and IS-800 National Incident Management Systems training.

4. - I further swear or affirm the information, statements, and/or representations contained in the Emergency Operations Plan are true, complete, and correct to the best of my knowledge and belief. Further affiant sayeth not. "


Rachel W Kilpatrick

Rachel Kilpatrick

Vice President

Engie North America Inc.

SWORN TO AND SUBSCRIBED TO BEFORE ME on the 2nd day of June 2023.



Mary Kay Kutka

My Commission Expires: 12/19/24