



## Filing Receipt

**Received - 2023-03-15 11:10:47 AM**  
**Control Number - 53385**  
**ItemNumber - 1214**



# TX 23 ROUGHNECK STORAGE

## EMERGENCY OPERATIONS PLAN

### (EOP)

Document Number  
KCE-HSEQ-0004

#### VERSION CONTROL

| Rev | Date of Issue | Reason for Issue       | Prepared By: | Reviewed By: | Approved By: |
|-----|---------------|------------------------|--------------|--------------|--------------|
| 0   | 4/12/22       | Issued for Use         | Various      | Various      | J. Vopelius  |
| 1   | 8/4/22        | Updated Personnel List | Various      | Various      | E. Nelson    |
| 2   | 3/14/23       | Annual Review/Update   | Various      | Various      | E. Nelson    |

| Prepared By:   | Reviewed By:   | Approved By:  |
|--|--|---|
| Bob Garrett  | Robert Tepp  | Erika Nelson  |
| Title: Manager, Compliance                                 | Title: Director, HSEQ                                      | Title: Director, Project Operations                         |
| DocuSigned by:<br><i>Bob Garrett</i><br>3719751077CD430... | DocuSigned by:<br><i>Robert Tepp</i><br>48F2BF0EB98D400... | DocuSigned by:<br><i>Erika Nelson</i><br>5BDA3094941040C... |
| Dept: Compliance   | Dept: HSEQ   | Dept: Operations  |
| Date: 03/09/2023   | Date: 03/10/2023   | Date: 03/13/2023  |

## EXECUTIVE SUMMARY

This executive summary describes the contents and policies contained in the Emergency Operations Plan (EOP), including a reference to specific sections and page numbers of the EOP that correspond with the requirements of 16 TAC § 25.53. The summary also includes the record of distribution required under 16 TAC § 25.53(c)(4)(A), and contains the affidavit required under 16 TAC § 25.53(c)(4)(C).

The EOP sets forth the emergency plans and procedures of Key Capture Energy, LLC (KCE). Section I details the contents of the EOP, including approval & implementation, the communication plan, and activation of the EOP. Section II captures the incident-specific Annexes and Section III includes all relevant Appendices.

Table 1 provides an overview of the contents and policies included in KCE's EOP.

**Table 1. EOP Reference**

| CITATION              | DESCRIPTION OF REQUIREMENT   | APPLICABILITY | EOP SECTION | EOP PAGE # |
|-----------------------|--|---------------|-------------|------------|
| 25.53(d)(1)(A-E)      | APPROVAL AND IMPLEMENTATION SECTION  | YES           | I.E         | 6          |
| 25.53(d)(2)(A)        | COMMUNICATION PLAN FOR ENTITIES WITH TRANSMISSION OR DISTRIBUTION SERVICE  | NO            | N/A         | N/A        |
| 25.53(d)(2)(B)        | COMMUNICATION PLAN FOR GENERATORS  | YES           | I.F         | 8          |
| 25.53(d)(2)(C-D)      | COMMUNICATION PLAN FOR REP AND ERCOT   | NO            | N/A         | N/A        |
| 25.53(d)(3)           | PLAN TO MAINTAIN PRE-IDENTIFIED SUPPLIES FOR EMERGENCY RESPONSE  | YES           | I.G         | 10         |
| 25.53(d)(4)           | PLAN THAT ADDRESSES STAFFING DURING EMERGENCY RESPONSE   | YES           | I.H         | 11         |
| 25.53(d)(5)           | PLAN THAT ADDRESSES HOW AN ENTITY IDENTIFIES WEATHER-RELATED HAZARDS (INCLUDES TORNADOES, HURRICANES, EXTREME COLD/HOT WEATHER, DROUGHT, FLOODING, AND THE PROCESS THE ENTITY FOLLOWS TO ACTIVATE THE EOP. | YES           | I.I         | 12         |
| 25.53(e)(1)(A-I)      | REQUIREMENTS FOR ELECTRIC UTILITIES, TRANSMISSION/DISTRIBUTION/MUNICIPALLY OWNED UTILITIES, AND ELECTRIC COOPERATIVES.   | N/A           | N/A         | N/A        |
| 25.53(e)(2)(A)(i-iii) | WEATHER EMERGENCY ANNEX  | YES           | II.A        | 19         |
| 25.53(e)(2)(B)        | WATER SHORTAGE ANNEX   | YES           | II.B        | 22         |
| 25.53(e)(2)(C)        | RESTORATION OF SERVICE ANNEX   | YES           | II.C        | 23         |
| 25.53(e)(2)(D)        | PANDEMIC/EPIDEMIC ANNEX  | YES           | II.D        | 24         |
| 25.53(e)(2)(E)        | HURRICANE ANNEX  | YES           | II.E        | 25         |
| 25.53(e)(2)(F)        | CYBER SECURITY ANNEX   | YES           | II.F        | 26         |
| 25.53(e)(2)(G)        | PHYSICAL SECURITY ANNEX  | YES           | II.G        | 27         |





## EMERGENCY CONTACTS

**Table 4. Emergency Contact List**

| Name                           | Title                      | Contact Information | Can Immediately Address Urgent Requests and Questions from PUCT During an Emergency |
|--------------------------------|----------------------------|---------------------|---|
| <b><i>Primary Contacts</i></b> |                            |                     |   |
| Rachel Goldwasser              | Head of Legal & Regulatory | 603-748-9851        | X   |
| Erika Nelson                   | Head of Project Operations | 518-565-6800        | X   |
| Joel Turkheimer                | Head of Market Development | 503-737-7893        | X   |
| <b><i>Backup Contacts</i></b>  |                            |                     |   |
| Jose DeLaFuente                | O&M Manager                | 210-391-3809        |   |
| Jose Dominguez                 | O&M Manager                | 832-571-4163        |   |

AFFIDAVIT FOR EOP UPDATE

STATE OF TEXAS

COUNTY OF Harris

I, **Jeff Bishop**, having been duly sworn, hereby state under penalty of perjury of the laws of Texas that:

1. I am the chief executive officer of, and the highest-ranking person with binding authority over, KCE.
2. The relevant operating personnel of KCE are familiar with and have received training on the applicable contents and execution of the EOP, and such personnel are instructed to follow the applicable portions of the EOP except to the extent deviations are appropriate as a result of specific circumstances during the course of an emergency.
3. The EOP has been reviewed and approved by the appropriate executives of KCE.
4. The drills required by 16 TAC § 25.53(f) have not yet been, but will be, conducted by KCE during the calendar year 2023. KCE will notify the Commission, pursuant to Commission rules, regarding that drill in due course.
5. The EOP or an appropriate summary has been distributed to local jurisdictions as needed.
6. KCE maintains a business continuity plan that addresses returning to normal operations after disruptions caused by an incident.
7. KCE's emergency management personnel who are designated to interact with local, state, and federal emergency management officials during emergency events have received the latest IS-100, IS-200, IS-700, and IS-800 National Incident Management System training.

Each of the foregoing statements is true, and I would and could testify to the truthfulness of each statement under penalty of perjury in a court of law.

Signature:

Date:


Jeff Bishop  
3/14/2023

Subscribed and sworn before me on this 14 of March, 2023.

Kelli Ramirez  
Notary Public

Kelli Ramirez  
Print Name:

My commission expires:





## SECTION I: EMERGENCY OPERATIONS PLAN (EOP)

### A. CONTENTS

|  |    |
|--|----|
| <b>I. EMERGENCY OPERATIONS PLAN</b>                              |    |
| A. Contents  | 2  |
| B. EOP Summary   | 3  |
| C. Record of Distribution  | 4  |
| D. Emergency Contacts  | 5  |
| E. Approval and Implementation                                   | 6  |
| F. Communication Plan  | 8  |
| G. Maintenance of Pre-Identified Supplies for Emergency Response | 10 |
| H. Staffing During Emergency Response                            | 11 |
| I. Identification of Weather-Related Hazards                     | 12 |
| J. Activation of EOP   | 13 |
| <b>II. ANNEXES</b>   |    |
| A. Weather Emergencies   | 19 |
| B. Water Shortage  | 22 |
| C. Restoration of Service  | 23 |
| D. Pandemic and Epidemic   | 24 |
| E. Hurricane   | 25 |
| F. Cybersecurity   | 26 |
| G. Physical Security   | 27 |
| H. Fire  | 28 |
| I. Toxic Gas Release   | 32 |
| J. Medical Emergency   | 33 |
| K. Seismic Event   | 34 |
| L. Hazardous Material Spill                                      | 35 |
| M. Workplace Violence  | 36 |
| N. Bomb Threat   | 37 |
| <b>III. APPENDICES</b>   |    |
| A. Appendix 1 – Response Flowchart                               | 39 |
| B. Appendix 2 – Checklists                                       | 40 |
| C. Appendix 3 – Bomb Threat Checklist                            | 41 |
| D. Appendix 4 – Contact Information                              | 42 |
| E. Appendix 5 – Site Information                                 | 43 |
| F. Appendix 6 – Hot/Cold Weather Operations Plans                | 45 |



## SECTION I: EMERGENCY OPERATIONS PLAN (EOP)

### B. EOP SUMMARY

#### 1. Overview

This Emergency Operations Plan (EOP) sets forth the emergency operations plans and procedures of Key Capture Energy, LLC (KCE). The following emergency response procedures are provided so that all personnel understand the practices to be followed to prepare for and provide immediate and effective response\* to emergencies that might arise at KCE facilities. Because the safety of employees and the public is of primary concern, the Key Capture Energy (KCE) Emergency Response Coordinator (ERC) and each member of the KCE staff are committed to providing a safe, healthy work environment and are responsible for ensuring implementation of these procedures.

Life safety of personnel shall be the highest priority during any event.

#### 2. Limitations

Responders will coordinate the plan and response according to all applicable laws and standards. Where a conflict exists between this plan and applicable laws and standards, the most conservative and restrictive approach shall be followed.

Response to emergencies, events or disasters shall only be undertaken to the level of the responders' training, Personal Protective Equipment (PPE), and resources available. No persons shall place themselves in harm's way to respond to an emergency.

Actual site conditions may be different than expected in this plan as there may be little to no warning during specific events to implement operational procedures.

#### 3. Management of Change

A review of this Emergency Operation Plan (EOP) shall be conducted and documented at minimum on an annual basis, notionally January of each year. The plan shall also be reviewed and amended whenever there is a change in facility design, construction, operation, or maintenance or mandated regulatory changes that affect emergency response planning. When outside resources are changed or modified the plan shall be reviewed and updated to reflect the changes that may affect this plan. Details on the revision history are provided in Section F.

**\*Specific response details for each of the defined emergencies above can be found in the Section II Annexes.**

### C. RECORD OF DISTRIBUTION

[illegible]



## SECTION I: EMERGENCY OPERATIONS PLAN (EOP)

### D. EMERGENCY CONTACTS

| Name                    | Title                      | Contact Information | Can Immediately Address Urgent Requests and Questions During an Emergency |
|-------------------------|----------------------------|---------------------|---|
| <b>Primary Contacts</b> |                            |                     |   |
| Rachel Goldwasser       | Head of Legal & Regulatory | 603-748-9851        | X   |
| Erika Nelson            | Head of Project Operations | 518-565-6800        | X   |
| Joel Turkheimer         | Head of Market Development | 503-737-7893        | X   |
| <b>Backup Contacts</b>  |                            |                     |   |
| Jose DeLaFuente         | O&M Manager (TX)           | 210-391-3809        |   |
| Jose Dominguez          | O&M Manager (TX)           | 832-571-4163        |   |
| Blake Radtke            | O&M Manager (NY)           | 507-317-4026        |   |



## E. APPROVAL AND IMPLEMENTATION

### 1. Introduction to EOP

The EOP details roles and responsibilities for coordinating emergency response activities before, during, and after any type of emergency or disaster at KCE operational facilities.

The intent of the EOP is to coordinate emergency response efforts to save lives, reduce injuries, and maintain business continuity with its primary goal to assemble, mobilize and coordinate a team of responders and coordinators that can deal with any emergency.

This plan is implemented by the individual identifying an Emergency Condition either by dialing 911 or contacting the posted Emergency Contact Number. An emergency response coordinator (ERC) shall be assigned immediately upon identification of an Emergency Condition. The ERC is typically the Operations Manager for the associated facility but can be any individual who has been identified as having a role in the EOP.

### 2. Personnel with Responsibility for EOP

The following KCE personnel are responsible for maintaining and/or implementing the EOP, and/or have authority to change the EOP, as indicated:

| Name            | Title                      | Responsible for Maintaining EOP | Responsible for Implementing EOP | Authority to Change EOP |
|-----------------|----------------------------|---------------------------------|----------------------------------|-------------------------|
| Erika Nelson    | Head of Project Operations | X                               | X                                | X                       |
| Jose DeLaFuente | O&M Manager                |                                 | X                                |                         |
| Jose Dominguez  | O&M Manager                |                                 | X                                |                         |
| Blake Radtke    | O&M Manager                |                                 | X                                |                         |

### 3. Revision Control

Since the EOP's initial preparation, revisions have been made to the EOP on the following dates:

| Revision No. | Date Revised | Description of Revision    |
|--------------|--------------|----------------------------|
| 2            | 03/14/23     | Annual review and updating |
|              |              |                            |
|              |              |                            |
|              |              |                            |

### 4. Currentness of EOP

KCE hereby affirms, as of March 14, 2023, that this EOP supersedes all previous EOPs. This EOP was most recently approved by KCE on March 14, 2023.





## SECTION I: EMERGENCY OPERATIONS PLAN (EOP)

### 5. Training Requirements

KCE has initiated an annual training program for personnel who are expected to have a role or responsibility included in this Emergency Operation Plan. This training program covers all aspects of the EOP. Personnel training will be completed and documented on an annual basis.



## SECTION I: EMERGENCY OPERATIONS PLAN (EOP)

### F. COMMUNICATION PLAN

#### 1. Purpose & Scope

Key Capture Energy is dedicated to safe and responsible operations. As such, KCE is responsible for maintaining communications with people and organizations affected by an incident, emergency or unforeseen accident involving company operations, projects, or people. This plan applies to all incidents covered by this document.

#### 2. Communications Responsibilities

**Core Communications Team:** The Core Communications Team will be responsible for formulating a communications response under this EOP. The Core Communications Team will convene as promptly as possible following the occurrence of the relevant incident or event and shall continue to meet regularly as the incident and the response thereto develops.

**Purpose of Meetings:** The meetings of the Core Communications Team will convene the relevant subject matter experts and managers of KCE required for effective information sharing and response formulation following an incident. The meetings will provide a forum for:

- exchange of information as to the relevant facts and circumstances surrounding the incident, operational actions that KCE is taking in response, and inquiries and other requests from affected stakeholders;
- communications response planning, including ensuring that all required stakeholders are notified and that KCE's messaging is unified and accurate; and
- planning for long-term incident response.

**Team Members:** The members of the Core Communications Team are as follows:

- Head of Operations (primary)
- Head of Legal & Regulatory
- Head of Construction
- Head of Market Development
- Head of HSEQ
- Head of Project Operations
- Emergency Response Coordinator (ERC) as designated via the EOP for the incident.

Additionally, incident-specific team members may be added to the Communications Team (as required by the Core Communications Team) for purposes of any specific incident.



## SECTION I: EMERGENCY OPERATIONS PLAN (EOP)

### 2. Specific Points of Contact

Specific members of the Core Communications Team will serve as the points of contact responsible for communicating with specific stakeholders. Each designated member under this sub-section 3 is responsible for reporting communications with their respective stakeholders back to the rest of the Core Communications Team.

Media: Messaging to the media is to be formulated by the Core Communications Team. In the immediate aftermath of an incident, The Core Communications Team will identify a spokesperson, as required, to speak to media.

State Public Utilities Commission: KCE's Head of Legal & Regulatory, in consultation with the Core Communications Team, is responsible for communications with the respective state public utilities commissions.

Consumer Advocates: KCE's Head of Legal & Regulatory, in consultation with the Core Communications Team, is responsible for all communications with consumer advocate groups.

Fuel Suppliers: N/A. KCE does not own or operate assets with fuel suppliers.

Local and State Government Entities, Officials, and Emergency Operations Centers: The on-site ERC is responsible for communications with local and state government entities, officials, and emergency operations centers. The ERC is directed to provide local and state officials and emergency operations centers with the information that is immediately required to respond to an ongoing incident. Long-term response (including in respect of any remediation and/or root cause analysis for an incident) shall be developed by the Core Communications Team and communicated through the ERC or another designated member of the Core Communications Team, as appropriate.

Reliability Coordinator: KCE's Head of Market Development is responsible for all communications with the applicable reliability coordinator. The Head of Market Development shall keep the applicable reliability coordinator apprised of any incident by telephone, as appropriate.



## SECTION I: EMERGENCY OPERATIONS PLAN (EOP)

### G. MAINTENANCE OF PRE-IDENTIFIED SUPPLIES FOR EMERGENCY RESPONSE

As BESS facilities are normally unmanned and, except as otherwise referenced herein, do not require the use of consumable supplies, no supplies are expected or necessary to support KCE response to emergencies detailed in this plan.



## SECTION I: EMERGENCY OPERATIONS PLAN (EOP)

### H. STAFFING DURING EMERGENCY RESPONSE

As BESS facilities are normally unmanned, no on-site staffing is expected or necessary during emergency response. Except as may be specifically stated otherwise in this EOP, during an emergency the BESS will remain unmanned and, where applicable, personnel will be precluded from accessing the BESS unless / until determined safe for inspection / maintenance activities. In the case of a weather emergency impacting one of KCE's offices, employees not located in the impacted region shall be knowledgeable in and prepared to support the impacted state's operations. For further information related to staffing during severe weather events, please see Appendix 6.



## SECTION I: EMERGENCY OPERATIONS PLAN (EOP)

### I. IDENTIFICATION OF WEATHER-RELATED HAZARDS

See SECTION II: Annex A (WEATHER EMERGENCIES) and Annex E (HURRICANE) for information regarding how KCE identifies weather-related hazards of various types. KCE has developed both Cold and Hot Weather Operating Plans with specific operational instructions to address extreme weather events. These plans are provided in Appendix 6 for reference.



## SECTION I: EMERGENCY OPERATIONS PLAN (EOP)

### J. ACTIVATION OF EOP

#### 1. Definition of Emergency

An emergency is defined as a situation in which the known, potential consequences of a hazard or threat are sufficiently imminent and severe that an entity should take prompt action to prepare for and reduce the impact of harm that may result from the hazard or threat, including an emergency declared by local, state, or federal government, or Independent System Operator (ISO) or another applicable reliability coordinator. Emergencies can happen before, during or after work hours and can be caused by a range of events and hazards involving both nature and people. For the purposes of this EOP, “incident”, “emergency”, and “event” are interchangeable terms. The many different types of emergencies include, but are not limited to:

- Smoke
- Fire
- Toxic Gas Release
- Medical Emergency
- Severe Weather
  - Extreme Heat
  - Winter Storm (Extreme Cold)
  - Hurricanes
  - Tornadoes
  - Floods
  - Lightning Storms
  - Drought / Water Shortage
- Seismic Event
- Hazardous Material Spill
- Workplace Violence
- Cybersecurity Threat
- Bomb Threats
- Pandemic / Epidemic
- Physical Security Breach

#### 2. Activation of Emergency Response

In the event of an emergency, calling 911 is the preferred method for initiating emergency response. This should be followed by contacting KCE at the emergency contact phone number listed.

As set forth in Section III: Appendix 5 – Site Information, the KCE emergency contact phone number is clearly marked on informational/warning signs around the perimeter fencing and may be dialed by any individual, whether an employee or a member of the public. This line is answered 24 hours a day, 365 days per year by personnel instructed in how to initiate emergency response for the facility. The person receiving a call through the emergency contact number shall initiate this EOP by contacting the KCE Emergency Response Coordinator (ERC). As previously stated in Section E, the ERC is typically the Operations Manager for the associated facility but can be any individual who has been identified as having a role in the EOP.





## SECTION I: EMERGENCY OPERATIONS PLAN (EOP)

### 3. Site-Specific Emergency Response

Responders will coordinate the plan and response according to all applicable laws and standards. Where a conflict exists between this plan and applicable laws and standards, the most conservative and restrictive shall be followed.

Response to emergencies, events or disasters shall only be undertaken to the level of the responders' training, Personal Protective Equipment (PPE), and resources available. No persons shall place themselves in harm's way to respond to an emergency.

Actual site conditions may be different than expected in this plan as there may be little to no warning during specific events to implement operational procedures.

### 4. Roles & Responsibilities

All KCE personnel with responsibilities for emergency response management or support shall be trained in the requirements of this plan on an annual basis.

Overall responsibility for the EOP lies with the Operations and Maintenance (O&M) Manager who executes the duties of the ERC. The ERC, or their designee, is responsible for program implementation, including coordinating severe weather activities, communicating emergency response procedures to personnel, and contractor coordination as needed. In addition, the ERC shall conduct routine updates and overviews with Emergency Responders including tabletop exercises, walkthroughs, and drills.

The personnel identified below shall have the corresponding responsibilities described below in connection with activation of the EOP.

#### Operations & Maintenance Manager (or designee)

- Initiate emergency response if not already initiated by the Remote Operations Center (ROC) by dialing 911 or calling local emergency response organizations directly as may be appropriate. Information to be provided to 911 operator or local emergency response organizations include:
  - location, type, and current status of the incident;
  - personnel injury (number, severity, status) if applicable;
  - property damage (type, severity) if applicable;
  - actions taken or in progress;
  - any safety guidance to ensure the safe arrival of response organizations;
  - ERC contact information;
  - contact information for the on-scene coordinator (if different than the ERC);
- Establish themselves as the ERC
- Mobilize to the site and assume additional responsibility of On-Scene Coordinator
- Communicate with all parties during an emergency
- Direct the isolation of the facility from the grid when required or requested



## SECTION I: EMERGENCY OPERATIONS PLAN (EOP)

- Direct the isolation of electrical equipment to the maximum extent possible
- Monitor local news channels for critical information from the National Weather Service (NWS) including watches, warnings, and advisories for winter storms, tropical storms, and hurricanes issued by local NWS Forecast offices
- Responsible for implementing and ensuring personnel familiarity with this EOP

The Operations & Maintenance (O&M) Manager, or their designee acting as the ERC or On-Scene Coordinator, shall be responsible for reporting the incident throughout KCE using the process included in the KCE HSEQ Manual. Specifically, the ERC shall initiate an e-mail via

[REDACTED] for informing relevant operations and administrative contacts within KCE, to initiate corporate awareness and public communications activities in accordance with company structure and policies. The e-mail shall be formatted:

- *Subject: Initial Report – Location – Initial Classification – Date*
- *Body: Brief description of the event to include WHO, WHAT, WHEN, WHERE*

### On-Scene Coordinator (Operations & Maintenance (O&M) Manager employee; if on-site)

- If there are employees on-site, the senior-most of such on-site employees will act as the On-Scene Coordinator and shall assist in the implementation of this plan by:
  - calling 911 (if not already done);
  - evacuating all personnel and securing the scene;
  - accounting for all personnel at a muster area;
  - assisting the evacuation of injured personnel if necessary;
  - communicating with the ERC during the emergency;
  - reporting the status of the facility to include evacuation of all on-site personnel;
  - liaising with any on-scene emergency responders\*;
  - maintaining a written log and timeline of all response activities undertaken;
  - directing all media inquiries to the Communications Team;

**\*The On-Scene Coordinator, or the designated ERC when no KCE representative is on-site, will act as the liaison to the Fire Department and any other first responders until the ERC arrives on-site.**

### All On-site Personnel

- Immediately report emergency situations to the senior KCE representative on-site;
- Call 911 to inform local emergency first responder personnel\*\*;
- Notify the ERC of the situation using the KCE emergency contact phone number posted onsite

**\*\*There shall be no delay to report emergency events that require local emergency responders. The senior KCE representative, if on-site, will call 911 and then immediately notify the ERC using the emergency contact phone number posted on-site.**



## SECTION I: EMERGENCY OPERATIONS PLAN (EOP)

### Chief Operating Officer (COO) or Head of Operations

- Act as the liaison to the Management Team and Communications Team
- Affirm, through endorsement of this EOP that all relevant operating personnel are familiar with this EOP and committed to following the plan, except to the extent where deviations are appropriate under the circumstances during the course of an emergency
- Provide resources necessary to expeditiously restore BESS facilities to operation after an emergency event
- Prioritize the recovery of BESS capacity (restoration) after an emergency once determined safe to do so

### Market Operations

- Monitor conditions and liaise as required with market stakeholders and the reliability coordinator as may be required during an emergency and detailed throughout this plan

### Legal and Government Relations

- Support in risk mitigation throughout the duration of the emergency
- Be prepared to assist or perform outreach and reporting to the appropriate State and Federal Government agencies as may be required

### Public Relations Team

- Be prepared to implement the necessary Communication Plan consistent with the emergency event

### 5. Preparation & Planning

Pre-planning for emergencies is a crucial element of this plan. The following steps will be taken:

- Consistent with KCE's Public Awareness Manual, fire departments and other first responders will receive a copy of this plan, participate in an on-site familiarization meeting, and be updated annually on any changes in equipment or operations
- A copy of this plan shall be located at each facility
- Buildings and property surrounded by fencing will be marked by signage that identifies specific hazards (such as the NFPA diamond, and all applicable Danger, Caution, Warning signal words)
- On-site personnel shall receive a directive to keep vehicles not actively in use for maintenance or repair activities out of the BESS fence perimeter to facilitate and ensure emergency egress when necessary
- Safe approach distances are established for equipment's different failure modes and personnel are trained in these distances





## SECTION I: EMERGENCY OPERATIONS PLAN (EOP)

- Safety Data Sheets (SDS) provided by manufacturers shall, where possible, be maintained on-site and provided to first responders

**NOTE: As BESS facilities are normally unmanned, no supplies are expected or necessary to support KCE response to emergencies detailed in this plan. During extreme weather, BESS will remain unmanned, and personnel will be precluded from accessing the BESS until determined safe for inspection / maintenance activities.**

**NOTE: BESS facilities do not utilize alternative fuels and therefore do not require on-site fuel storage or fuel testing requirements**

### 6. Incident Assessment Matrix

As previously discussed, when an incident occurs at any level members of KCE's Communications Team will be notified. The Team will then convene and initiate the steps for evaluating and determining the severity of the event. An Incident Assessment Matrix is provided in KCE's internal Communications Plan to guide this effort. The Team will utilize the Incident Assessment Matrix to inform the ERC or other On-Scene Coordinators of the final determination for the respective incident.

### 7. Warning Systems & Alarms

Audible and visual (e.g., flashing lights) alarm systems have been established that reflect specific on-site hazard analyses. Personnel shall be trained on the significance of different alarms and the corresponding actions as outlined elsewhere in this plan.

Warning systems and alarms are tested at least every six months or more frequently per manufacturer specifications or code requirements are documented as completed. All site personnel, as well as those offsite at remote operations control centers shall be made aware of tests so as not to cause undue concern.

### 8. Emergency Response & Evacuation

No employee is required or permitted to place themselves in harm's way in order to facilitate extinguishment, evacuation, or rescue. All rescue operations will be performed by trained professionals upon their arrival. Rescue operations will only be conducted after a risk-reward analysis is done and proper PPE is used to protect against any adverse hazards that may be encountered.

Only personnel who are properly trained in accordance with 29 CFR Part 1910.120(q)(6) may respond to hazardous chemical releases.

If personnel are onsite, they shall be required to evacuate to the designated muster areas for:

- Smoke
- Fire
- Toxic Gas Release



## SECTION I: EMERGENCY OPERATIONS PLAN (EOP)

- Severe Weather
  - Hurricanes
  - Tornadoes
  - Floods
  - Lightning Storms
- Seismic Event
- Hazardous Material Spill
- Bomb Threats

The general procedure for evacuation shall be to:

- Stop all work activities as quickly as can be done so safely
- Follow the emergency response flowchart
- Secure the work area to prevent additional hazards
- Calmly leave the work area and meet at a designated muster area
- Provide egress assistance to other personnel if needed
- Standby for instructions from the On-Scene Coordinator or ERC



## SECTION II: ANNEXES

### A. ANNEX A – WEATHER EMERGENCIES

#### 1. Extreme Heat

BESS are normally unmanned facilities designed with dedicated climate control and therefore have minimal exposure to hazards associated with extreme heat. The KCE HSE Manual provides direction for personnel protection from extreme heat. KCE will deem there to be an extreme heat event when the temperatures are forecasted to go above the design limits of the BESS or upon notification of an extreme heat event by the ISO or other regulatory entity.

When a summer weather threat exists, the facility's O&M Manager shall monitor local news channels for critical information from the National Weather Service (NWS) including warnings and advisories issued by local NWS Forecast offices.

For more information related to KCE's extreme weather response, please see the Hot Weather Operations Plan, provided in Appendix 6.

#### 2. Winter Storm (Extreme Cold)

BESS are normally unmanned facilities designed with dedicated climate control and are therefore minimally susceptible to issues associated with extreme cold. The KCE HSE Manual provides direction for personnel protection from extreme cold. KCE will deem there to be an extreme cold event when the temperatures are forecasted to go below the design limits of the BESS or upon notification of an extreme cold event by the ISO or other regulatory entity.

When a winter weather threat exists, the facility's O&M Manager shall monitor local news channels for critical information from the National Weather Service (NWS) including winter storm watches, warnings, and advisories issued by local NWS Forecast offices.

For more information related to KCE's extreme weather response, please see the Cold Weather Operations Plan, provided in Appendix 6.

#### 3. Hurricane

See Annex E (HURRICANE) below.



## SECTION II: ANNEXES

### 4. Tornado

BESS are normally unmanned facilities designed to local codes and standards and therefore have limited exposure to hazards associated with tornadoes.

When a tornado threat exists, the facility's O&M Manager shall monitor local news channels for critical information from the NWS including watches, warnings, and advisories issued by local NWS Forecast offices.

If personnel are on-site when the potential for a tornado exists, and prior to experiencing sustained winds >25 miles per hour, material shall be secured, and any aerial work stopped upon the issuance of a tornado warning. The facility shall be evacuated, and all personnel will report to the nearest shelter area, to be determined prior by O&M personnel during daily safety briefs. In the event O&M personnel are outside and unable to evacuate to the shelter, the following guidance is provided to personnel on-site:

- lie flat in a nearby ditch or depression, covering their head with their hands, being aware of the potential for flooding;
- find shelter in a low, flat location;
- avoid sheltering under an overpass or bridge;
- do not try to outrun a tornado in congested areas in a vehicle;
- leave their vehicle to find safe shelter;
- be aware of the potential for flying debris.

Following tornado or high wind events, the facility will be evaluated by the O&M personnel for damage. All repairs will be performed under standard operational procedures.

### 5. Flooding and Flash Flood

BESS are normally unmanned facilities designed to local codes and standards and therefore have limited exposure to hazards associated with flooding.

When a flooding threat exists, the facility's O&M Manager shall monitor local news channels for critical information from the NWS including watches, warnings, and advisories issued by local NWS Forecast offices.

Flash flooding is a result of heavy localized rainfall such as that from slow moving, intense thunderstorms. Flash floods often result from small creeks and streams overflowing during heavy rainfall. These floods often become raging torrents of water which rip through riverbeds or canyons, sweeping everything with them. Flash flooding can occur within 30-minutes to six hours of a heavy rain event. In hilly terrain, flash floods can strike with little or no advance warning. Distant rain may be channeled into gullies and ravines causing flash flooding in minutes. In the event of a flash flood, the following guidance is provided to personnel onsite:





## SECTION II: ANNEXES

NOTE: It does not have to be raining for flash flooding to occur.

- do not drive through flooded areas, even if it looks shallow enough to cross;
- person leading work shall make a judgement to either shelter in place, or immediately secure the work and travel to safe refuge;
- do not cross flowing streams on foot where water is above your ankles;
- be especially cautious at night as it is harder to recognize water danger then;
- do not attempt to outrace a flood on foot if flooding is seen or heard, move to higher ground immediately;
- be familiar with nearby land features where you work;
- wait 15 to 30 minutes, or until high water recedes, prior to leaving shelter.

### 6. Lightning Storms

BESS are normally unmanned facilities designed to local codes and standards and therefore have limited exposure to personnel hazards associated with lightning.

If personnel are onsite and a lightning storm is within 10 – 30 miles and approaching the site, the following guidance is provided:

- notify facility's O&M Manager and all on-site employees;
- stop work safely and head to company or personal vehicles if storm/lightning is still approaching the site, get in and stay in vehicles that have rubber tires only;
- once storm passes, remain in vehicle for at least 30 minutes depending on passing storm severity, and wait for an "OK" from the O&M Manager in charge of monitoring the storm.

### Market Operations Responsibilities

In the case of any inclement weather, the Market Operations Team shall:

- monitor all communications from Independent System Operators (ISOs) including, but not limited to Operating Condition Notices (OCN), Advisories, and other communications;
- ensure site operations are aware of all ISO notices regarding impending winter weather;
- communicate with ERC regarding any such communications;
- ensure KCE representative is on-call 24/7 to receive and respond to notices and to communicate internally (including ERC) and with site operator / ROC during periods when ISOs have issued a weather notice;
- ensure local Transmission Distribution Service Provider (TDSP) has KCE/ROC contact info heading into any period when ISO has issued a weather notice.



## SECTION II: ANNEXES

### B. ANNEX B – WATER SHORTAGE

BESS are normally unmanned facilities that do not require water or access to a water source and are unaffected by water shortages.



## SECTION II: ANNEXES

### C. ANNEX C – RESTORATION OF SERVICE

Once emergency response is complete and locations are determined to be safe for personnel access, where required, Head of Operations and Head of Project Operations, with advice from the ERC, Head of Market Development, and General Counsel, shall determine whether restoration of service is safe and appropriate. Restoration of service shall be performed in coordination with the applicable Qualified Scheduling Entity and with the appropriate approvals (if required) from the Independent System Operators (ISO).



## SECTION II: ANNEXES

### D. ANNEX D – PANDEMIC AND EPIDEMIC

BESS are normally unmanned facilities therefore have limited exposure to personnel hazards associated with outbreaks and pandemics. Guidance associated with pandemic response shall be included in the KCE Safety Manual or provided as a standalone pandemic guideline. KCE is able to operate under work-from-home conditions if required due to a pandemic or epidemic.



## SECTION II: ANNEXES

### E. ANNEX E – HURRICANE

BESS are normally unmanned facilities designed to local codes and standards and therefore have limited exposure to hazards associated with hurricanes.

When a hurricane threat exists, regardless of Category, the facility's O&M Manager shall monitor media outlets for critical information from the NWS including watches, warnings, and advisories issued by local NWS Forecast offices and shall be cognizant that conditions can change rapidly.

Evacuation and re-entry planning for assets located in Hurricane Evacuation Zones shall follow the guidance provided by local authorities.

The following are the general guidelines for hurricane conditions.

#### CONDITION 4

- hurricane within 72-hours of arrival, and possible movement towards facility
- brief all personnel
- avoid on-site work and travel
- start clean-up and securing operations, if required
- plan for next condition

#### CONDITION 3

- hurricane within 48-hours of arrival
- intensify clean-up and securing operations, if required
- evaluate starting some Condition 2 activity

#### CONDITION 2

- hurricane within 24-hours of arrival
- complete all clean-up and securing operations, if required

#### CONDITION 1

- hurricane within 12-hours of arrival
- shutdown all on site activities, if any
- complete all items above
- ensure complete evacuation of facility if any personnel onsite
- ensure ROC monitoring until hurricane passes

#### POST HURRICANE


- once practical to visit site, a walkdown shall be conducted starting with a perimeter walk outside the fence, re-entering inside the fence after visually confirming conditions are safe to continue
- take pictures from all sides of the facility for documentation




## SECTION II: ANNEXES


### F. ANNEX F – CYBERSECURITY


Below is KCE's Cybersecurity Incident Response Plan. KCE maintains additional cybersecurity-related plans and procedures not submitted herein.







































## SECTION II: ANNEXES

### G. ANNEX G – PHYSICAL SECURITY

Sabotage may take different forms and it would be impossible to define any and all sabotage that could occur. KCE follows the NERC Event Reporting Plan used to comply with NERC Standard EOP-004 and also adheres to NERC's Critical Infrastructure Protection ("CIP") Standard, CIP-003 (Cyber Security Incident Response Plan). Additionally, the following checklist shall be used when responding to physical security, as well as cybersecurity, incidents:

|   |  |
|---|--|
| 1 | If sabotage has been identified or reported immediately notify the O&M Manager.  |
| 2 | The O&M Manager will determine when and if it is safe for personnel to continue work on site (if personnel are on-site) and, as required, make appropriate notifications to personnel based on initial information and site condition. |
| 3 | If appropriate call 911 or another designated Emergency Services provider. Refer to site contact and location information to ensure prompt response.   |
| 4 | If off-site Emergency Response personnel are required, the O&M Manager shall coordinate to ensure access to the site and proper direction.   |
| 5 | If appropriate, the O&M Manager shall notify appropriate law enforcement as necessary to conduct an investigation*.  |
| 6 | If sabotage resulted in creating an unacceptable safety risk, the affected equipment shall be shut down or affected area cleared and barricaded.   |
| 7 | The O&M Manager shall notify the Head of HSEQ and CIP Senior Manager to determine whether the event is reportable in accordance with NERC Reliability Standard EOP-004.  |

**\* Any instances of trespassing, vandalism, or suspected criminal activity shall be immediately reported to O&M Manager so that local police can be engaged. The O&M Manager shall use judgement to determine whether components of this EOP shall be activated.**



## H. ANNEX H – FIRE

- ☐ [REDACTED]
- ☐ [REDACTED]
- ☐ [REDACTED]

[REDACTED]

- ☒ [REDACTED]
  - [REDACTED]
  - [REDACTED]
  - [REDACTED]



## SECTION II: ANNEXES

■ [REDACTED]  
[REDACTED]

- [REDACTED]
  - [REDACTED]
- [REDACTED]

[REDACTED]  
[REDACTED]  
[REDACTED]  
[REDACTED]

[REDACTED]  
[REDACTED]

[REDACTED]  
[REDACTED]  
[REDACTED] - [REDACTED]

[REDACTED]

[REDACTED]  
[REDACTED]

[REDACTED]  
[REDACTED]  
[REDACTED]  
[REDACTED]  
[REDACTED]  
[REDACTED]  
[REDACTED]

[REDACTED]

[REDACTED]  
[REDACTED]  
[REDACTED]

[REDACTED]  
[REDACTED]  
[REDACTED]  
[REDACTED]  
[REDACTED]  
[REDACTED]  
[REDACTED]

[REDACTED]  
[REDACTED]



## SECTION II: ANNEXES

[REDACTED]

[REDACTED]

[REDACTED]

[REDACTED]

[REDACTED]

[REDACTED]

[REDACTED]

- [REDACTED]
- [REDACTED]
- [REDACTED]
- [REDACTED]
- [REDACTED]
- [REDACTED]
- [REDACTED]
- [REDACTED]
- [REDACTED]
- [REDACTED]

[REDACTED]


[REDACTED]

[REDACTED]

[REDACTED]



## SECTION II: ANNEXES





## SECTION II: ANNEXES

### I. ANNEX I – TOXIC GAS RELEASE

[REDACTED]

[REDACTED]

- [REDACTED]
- [REDACTED]
- [REDACTED]
- [REDACTED]

[REDACTED]



## SECTION II: ANNEXES

### J. ANNEX J – MEDICAL EMERGENCY

If an employee is injured, or an accident has occurred on site and first aid is not enough treatment for the emergency, 911 must be called. The call to 911 can be made by phone by any available personnel.

A second notification will be made to Contact the KCE emergency contact phone number posted onsite to inform the ERC.

#### 1. Serious Injury

The following procedures apply for serious medical injuries such as unresponsive subject, bite / sting for personnel who are allergic, bone fractures, neck trauma, or severe burns after 911 has been called.

- On-site personnel shall meet EMS responders at site entrance and direct them to incident location
- Do not leave or move the injured unless directed to by emergency medical service personnel
- Administer first aid if necessary
- The ERC shall inform Human Resources to contact employee's personal emergency contact
- Follow the incident reporting guidelines included in KCE Health, Safety, and Environmental (HSE) Manual

#### 2. Non-Emergency Safety Incident

In the event a safety incident occurs where emergency response is not required (first aid treatment, near miss, etc.) work is to be stopped immediately and reported to the Operations Manager. Risk will be reassessed, adequate controls implemented, and the situation made safe before resuming the task. The Operations Manager shall follow the incident reporting guidelines included in the KCE HSE Manual.





## SECTION II: ANNEXES

### K. ANNEX K – SEISMIC EVENT

BESS are normally unmanned facilities designed to local codes and standards and therefore have limited exposure to hazards associated with earthquakes.

Earthquakes may strike with little to no advance warning. As such, when an earthquake does occur, it is important to stay as safe as possible. Be aware that some earthquakes are actually fore-shocks, and a larger earthquake may subsequently occur. Also, be aware that many earthquakes are accompanied by aftershocks after the main event has occurred. If an earthquake occurs minimize your movements to a few steps to a nearby safe place until the shaking has stopped. Move away from the enclosures, structures, light poles, and utility wires. If safe to do so, personnel shall take the First Aid kit with them.

Once in the open stay there until the shaking stops to prevent being hit by falling debris.

Following seismic events, the facility will be evaluated by O&M personnel for damage. All repairs will be performed under standard operational procedures.



## SECTION II: ANNEXES

### L. ANNEX L – HAZARDOUS MATERIAL SPILL

The KCE HSE Manual provides guidance for pollution prevention and spill response. The SDS shall be reviewed, and the area evacuated if necessary. Only properly trained personnel with appropriate PPE shall clean up a spill.



## SECTION II: ANNEXES

### M. ANNEX M – WORKPLACE VIOLENCE

To ensure a safe work environment for all employees, KCE expressly prohibits any acts or threats of violence by any employee against any other employee, client, vendor, or visitor, or self-inflicted violence, except in extreme cases where self-defense may become necessary. If any behavior is noticed that could be perceived as an act or threat of violence, inform the O&M Manager, who will contact the authorities.



SECTION II: ANNEXES

N. ANNEX N – BOMB THREAT

[Redacted text block]

[Redacted text block]

[Redacted text block]

- [Redacted]
- [Redacted]
- [Redacted]
- [Redacted]
- [Redacted]
- [Redacted]
- [Redacted]
- [Redacted]
- [Redacted]
- [Redacted]

[Redacted text block]

- [Redacted]
- [Redacted]
- [Redacted]

[Redacted text block]


- [Redacted]
- [Redacted]

[Redacted text block]

|   |            |
|---|------------|
| ■ | [Redacted] |
| ■ | [Redacted] |
| ■ | [Redacted] |
| ■ | [Redacted] |
| ■ | [Redacted] |
| ■ | [Redacted] |
| ■ | [Redacted] |
| ■ | [Redacted] |
| ■ | [Redacted] |
| ■ | [Redacted] |
| ■ | [Redacted] |
| ■ | [Redacted] |
| ■ | [Redacted] |

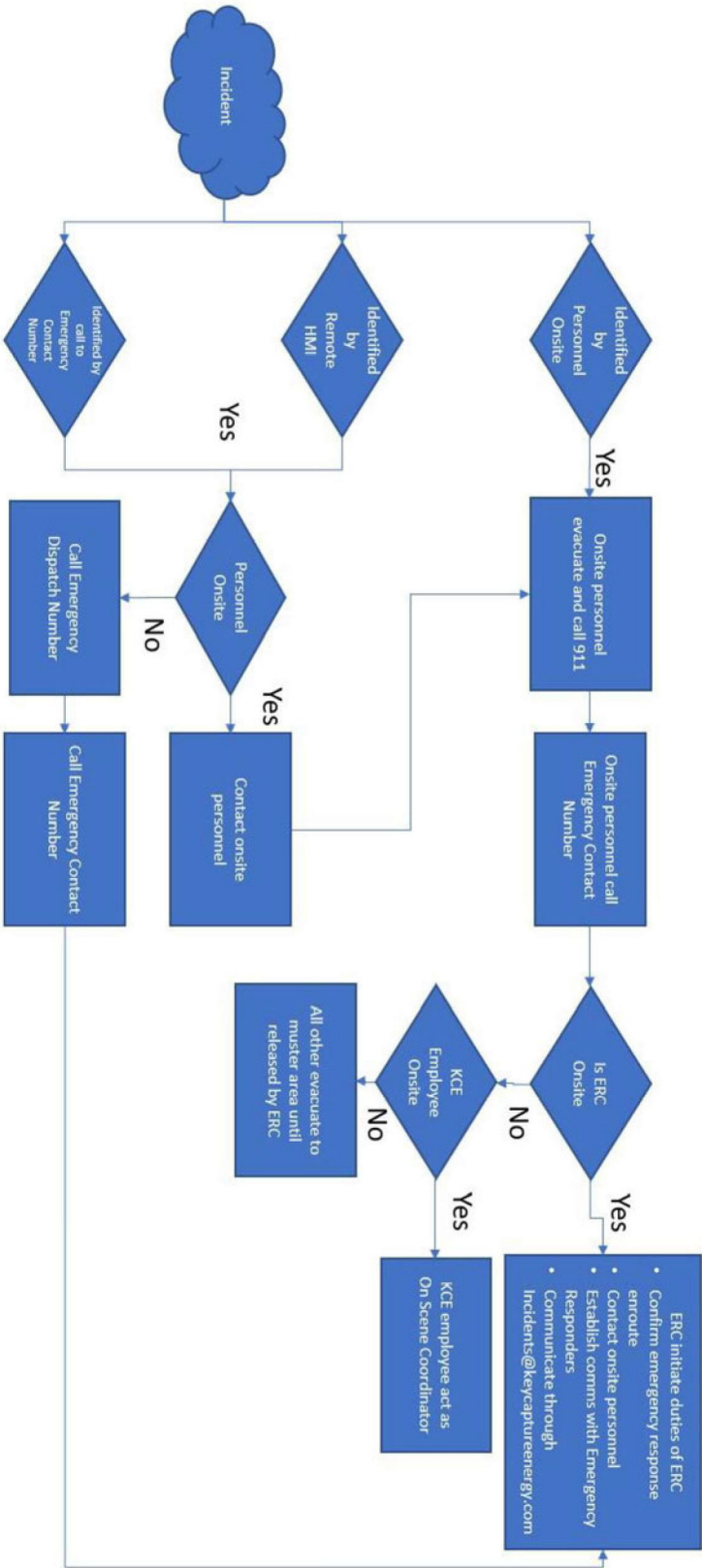


## SECTION II: ANNEXES



SECTION III: APPENDICES

APPENDIX 1 – RESPONSE FLOWCHART



## SECTION III: APPENDICES

## APPENDIX 2 – CHECKLISTS

For each checklist item:

- If the item inspected is satisfactory, check the OK box
- If a deficiency is identified, complete the Comments section and indicate the Action Taken
- If the item does not apply, check the N/A box


| <b>Emergency Response</b>                           | <b>OK</b> | <b>N/A</b> | <b>Action Taken / Comments</b> |
|---|-----------|------------|--------------------------------|
| Facility evacuated, if required                     |           |            |                                |
| Emergency responders en route, if required          |           |            |                                |
| Communications established with emergencyresponders |           |            |                                |
| BESS disconnected from grid, if required            |           |            |                                |
| Crisis communications plan initiated, if required   |           |            |                                |
| Other   |           |            |                                |

| <b>Emergency Response Planning</b>  | <b>OK</b> | <b>N/A</b> | <b>Action Taken / Comments</b> |
|---|-----------|------------|--------------------------------|
| Emergency response plans (including importantphone numbers) written and available                             |           |            |                                |
| Training provided and drills performed for persons required to implement emergencyresponse                    |           |            |                                |
| Housekeeping maintained to ensure egress paths are clear and no missile hazards exist inperiods of high winds |           |            |                                |
| Site work cancelled in advance of extreme weather   |           |            |                                |
| ROC informed of potential for extreme weather   |           |            |                                |

| <b>Fire &amp; Explosion Prevention</b>                                  | <b>OK</b> | <b>N/A</b> | <b>Action Taken / Comments</b> |
|---|-----------|------------|--------------------------------|
| Fire extinguishers inspected monthly and servicedby contractor annually |           |            |                                |
| Emergency telephone number posted in clearand conspicuous locations     |           |            |                                |
| Trash is removed at least daily from building                           |           |            |                                |
| Fire, smoke, H2 detection systems and HVAC inspected and serviced       |           |            |                                |
| Exterior locations free of trash and combustible debris                 |           |            |                                |

## SECTION III: APPENDICES

### APPENDIX 3 – BOMB THREAT CHECKLIST








## SECTION III: APPENDICES

### APPENDIX 5 – SITE RELATED INFORMATION

#### TX 23 Roughneck Storage



## SECTION III: APPENDICES

\*\*\* 911 should be used during an emergency \*\*\*

### TX23 Roughneck Storage



### Brazoria County Emergency Services Dispatch

West Columbia City Police  
Phone 979-345-5121

### Fire Department


West Columbia Volunteer Fire Department  
314 E. Clay St.  
West Columbia, TX 77486  
Phone 979-345-3416

### Police

West Columbia City Police  
310 E. Clay St.  
West Columbia, TX 77486  
Phone 979-345-5121

### Medical

Sweeny Community Hospital  
305 N. McKinney St.  
Sweeny, TX 77480  
Phone 979-548-1500



### KCE / TX 23 Emergency Operations Line


Phone 516-619-9459

### Poison Control Center

Phone 800-222-1222

## SECTION III: APPENDICES

### APPENDIX 6 – Hot/Cold Weather Operations Plans

|   |  |
|---|--|
|  <b>KEY CAPTURE<br/>ENERGY</b> | Department: Operations                 |
|   | Policy Subject: Hot Weather Operations |
| Date: 01/23/2023  | Review Period: Annually                |


# ***TX-23 Rough Neck***

## ***Hot Weather Operating Plan***

### VERSION CONTROL

| Rev | Date of Issue | Reason for Issue | Prepared By: | Reviewed By:   | Approved By: |
|-----|---------------|------------------|--------------|----------------|--------------|
| 0   | 02/10/2023    | Initial Document | B. Garrett   | J. DeLaFuentes | E. Nelson    |
|     |               |                  |              |                |              |

| Prepared By:              | Reviewed By:                             | Approved By:  |
|---------------------------|--|---|
| Bob Garrett               | Jose DeLaFuentes                         | Erika Nelson<br><small>DocuSigned by:<br/>Erika Nelson<br/>80DA3094541040C...</small> |
| Title: Compliance Manager | Title: Manager, Operations & Maintenance | Title: Director, Project Operations   |
| Dept: Compliance          | Dept: Operations                         | Dept: Operations  |
| Date: 01/23/2023          | Date: 02/08/2023                         | Date: 02/10/2023  |

|   |  |
|---|--|
|  <b>KEY CAPTURE<br/>ENERGY</b> | Department: Operations                 |
|   | Policy Subject: Hot Weather Operations |
| Date: 01/23/2023  | Review Period: Annually                |

Contents

1. Acronyms ..... 3

2. Purpose ..... 3

3. Site Information.....3

4. Temperature/Weather Information.....4

5. Scope of Plan.....4

6. Summer Weather Emergency.....5

7. Staffing for Weather Events.....6


8. Personnel Training.....6

9. Attachments

    A. Declaration of Preparedness

    B. Hot Weather Critical Component Checklist

    C. Training Roster

|   |  |
|---|--|
|  | Department: Operations                 |
|   | Policy Subject: Hot Weather Operations |
| Date: 01/23/2023  | Review Period: Annually                |

## 1. ACRONYMS

- BA: Balancing Authority
- BESS: Battery Energy Storage System
- ERCOT: Electric Reliability Council of Texas
- GOP: Generator Operator
- HVAC: Heating, Ventilation, and Air Conditioning
- NERC: North American Electric Reliability Corporation
- PUCT: Public Utility Commission of Texas
- ROC: Remote Operations Center


## 2. Purpose

The purpose of this Hot Weather Operating Plan is to provide an effective summer weather readiness program in response to regulatory requirements established due to recent extreme weather events. The focus and primary driver behind these new regulations is on maintaining individual unit reliability and preventing future hot weather-related events from detrimentally impacting the power grid. This document addresses requirements as outlined in the Public Utility Commission of Texas (PUCT) Phase II Weather Preparedness Standards (§25.55 Section C). This plan will be reviewed on an annual basis to address any regulatory updates or new requirements and to evaluate the effectiveness of the hot weather preparation procedures to incorporate any lessons learned.

## 3. Site Information


The Battery Energy Storage System (BESS) facility (Resource) described in this document is a containerized battery storage facility that houses battery cells in a weather-resistant insulated metal enclosure. The Resource utilizes a Heating, Ventilation and Air Conditioning (HVAC) system that can maintain battery cells within a manufacturer-specified nominal minimum and maximum temperature range across the full range of the project site's anticipated minimum/maximum ambient temperatures as defined by the American Society of Heating, Refrigerating and Air-Conditioning Engineers ("ASHRAE") for North America. The internal ambient temperature of the Resource is monitored via an advanced Remote Operations Control (ROC) center with 24 hours/365 day observation capability. If the Resource's internal temperature increases, the system is remotely adjusted to ensure continued stable operations.

A checklist for all hot weather critical components within the Resource is provided in Attachment B. A weather critical component is defined as any component of a generating Resource that is susceptible to fail as a result of a weather emergency, the occurrence of which failure is likely to significantly hinder the ability of the Resource to function as intended or, for the Resource, is likely to lead to a trip, derate of more than 5% of the capacity represented in the Resource's seasonal net maximum sustainable rating

|   |  |
|---|--|
|  | Department: Operations                 |
|   | Policy Subject: Hot Weather Operations |
| Date: 01/23/2023  | Review Period: Annually                |

or failure to start. All hot weather critical component sensors are located within the weather-resistant insulated metal enclosures of the battery containers. Similarly, the hot weather critical components of the Resource are located within the insulated battery container enclosures. This consists of the HVAC system formerly described, a dehumidifier unit, and insulation built into the metal enclosure.

## 4. Temperature/Weather Information




Weather in West Columbia, TX is characterized by hot/muggy summers and short/wet/windy winters. Temperatures typically range from 45°F to 92°F, rarely dropping below 32°F or going above 96°F. The hot season lasts for approximately 3.5 months, from the end of May through mid-September, with an average daily high temperature of 85°F. The hottest month of the year is July, with average high of 91°F and low of 73°F.

## 5. Scope of Plan

The Hot Weather Operations Plan goes into effect annually on June 1<sup>st</sup> and remains in effect throughout the summer season. Operations personnel will take the following steps to ensure compliance with regulatory requirements:

1. Inspection and maintenance of thermal insulation protective measures for all battery enclosures. These inspections will be completed prior to June 1<sup>st</sup> on an annual basis.
2. Inspection and maintenance of waterproofing for damage or degradation, and repair of any identified damage or degraded insulation or other associated forms of waterproofing. These inspections will be completed prior to June 1<sup>st</sup> on an annual basis.
3. Inspection and maintenance of hot weather critical components, primarily consisting of the HVAC and Dehumidifiers. These inspections will be completed prior to June 1<sup>st</sup> on an annual basis.
4. Testing or verification of the hot weather critical components prior to June 1<sup>st</sup> and monthly during the summer season.
5. Review on an annual basis the list of hot weather critical components and update as necessary. This will be completed prior to the submission of the Declaration of Preparedness.



|   |  |
|---|--|
|  | Department: Operations                 |
|   | Policy Subject: Hot Weather Operations |
| Date: 01/23/2023  | Review Period: Annually                |

6. Submit a Declaration of Preparedness to ERCOT once the plan has been enacted and all the necessary inspections/maintenance activities have been performed. This will be completed prior to June 1<sup>st</sup> on an annual basis.


The PUCT Phase 2 Weatherization Standards included other requirements that are not applicable to KCE's BESS Resources. This includes:

- Identification of regulatory and legal limitations of cooling capacity, water withdrawal, maximum discharge temperatures, and rights for additional water supply (Cooling water is not required for operation of the Resource)
- Arrange and plan for the provision and storage of adequate water supplies for cooling towers, reservoirs, heat exchangers, and adequate cooling capacity of the water supplies used in the cooling towers, reservoirs, and heat exchanges (Cooling water is not required for operation of the Resource)
- Arrange and provide for the availability and appropriate safekeeping of sufficient chemicals, auxiliary fuels, and other materials necessary for sustained operations during a summer weather emergency (No chemicals or auxiliary fuels are necessary for sustained operations during a summer weather emergency)

## 6. Summer Weather Emergency

A weather emergency is defined as a situation resulting from a summer or winter weather event that produces significant risk for a Resource that firm load must be shed or a situation for which an Emergency Notice is issued to market participants involving an operating condition in which the safety or reliability of the power grid is compromised or threatened by the weather event. If a summer weather event is anticipated to impact the Resource, KCE personnel will take the following steps:

1. Conduct a Resource "readiness" review prior to an anticipated severe summer weather event.
2. Ensure the proper inspections have been completed.
3. Ensure that all maintenance that is required has been completed.
4. Identify the proper resource contacts are available, up-to-date, and ready to respond for any questions or Operations-related inquiries.
5. Before and during a severe summer weather event, the GOP will keep the Balancing Authority (BA) updated on changes to plant availability, capacity, or other operating limitations.
6. In the event of the Resource coming offline, experiencing a derate, or failure to start due to the severe summer weather, Management shall conduct an analysis, develop lessons learned, and incorporate any additional practices into a revised Operating Plan.

|   |  |
|---|--|
|  | Department: Operations                 |
|   | Policy Subject: Hot Weather Operations |
| Date: 01/23/2023  | Review Period: Annually                |

## 7. Staffing


KCE staff involved with the general operations and maintenance at the BESS Resource consist of the Operations Managers and Asset Optimization Associates who are responsible for maintaining the overall health and efficiency of the Resource.

In addition to the KCE personnel, KCE contracts the operation of the Site through third-party vendors. The third-party vendors are responsible for performing on-site inspections and maintenance at the Resource. The third-party vendors are also responsible for operation of the Resource. KCE's staff communicate through various methods, including Outlook, Teams, and Slack (a messaging service) enabling frequent and immediate communication. The vendors staff their ROC on a 24 hour/7 days a week basis and are available at any time should any immediate actions need to be taken to address summer weather emergency events.

## 8. Personnel Training


KCE has initiated an annual training program for personnel who are expected to have a role or responsibility included in this Hot Weather Operations Plan. This training program also includes training on the cold (Winter) weather preparedness plan and provide a background on the regulatory requirements that necessitate these plans. Personnel training will be completed and documented annually.

## 9. Attachments

|   |  |
|---|--|
|  <b>KEY CAPTURE<br/>ENERGY</b> | Department: Operations                 |
|   | Policy Subject: Hot Weather Operations |
| Date: 01/23/2023  | Review Period: Annually                |


**Attachment A**


**Declaration of Preparedness**


|   |  |
|---|--|
|  <b>KEY CAPTURE<br/>ENERGY</b> | Department: Operations                 |
|   | Policy Subject: Hot Weather Operations |
| Date: 01/23/2023  | Review Period: Annually                |

**Attachment B**

**Hot Weather Critical Components Checklist**





|   |  |
|---|--|
|  <b>KEY CAPTURE<br/>ENERGY</b> | Department: Operations                 |
|   | Policy Subject: Hot Weather Operations |
| Date: 01/23/2023  | Review Period: Annually                |


**Attachment C**

**Training Roster**

**TRAINING ATTENDANCE SHEET**


|                    |                                     |
|--------------------|-------------------------------------|
| <b>DEPARTMENT:</b> | <b>Operations</b>                   |
| <b>TRAINER:</b>    | <b>Bob Garrett</b>                  |
| <b>TOPIC:</b>      | <b>Hot Weather Operations Plans</b> |
| <b>DATE:</b>       | <b>February 8, 2023</b>             |
| <b>TIME</b>        | <b>2:30 pm</b>                      |

**Training Details:** Operations personnel reviewed the requirements as set forth in §25.55(c)(1)(a) and the content of the Hot Weather Operations Plan developed by Key Capture Energy to address the PUCT regulatory requirements.



**Notes:**






|   |   |
|---|---|
|  <b>KEY CAPTURE<br/>ENERGY</b> | Department: Operations                  |
|   | Policy Subject: Cold Weather Operations |
| Date: 03/06/2023  | Review Period: Annually                 |


# ***TX 23 Roughneck***

## ***Cold Weather Operating Plan***

### VERSION CONTROL

| Rev | Date of Issue | Reason for Issue     | Prepared By: | Reviewed By:   | Approved By: |
|-----|---------------|----------------------|--------------|----------------|--------------|
| 0   | 12/1/2022     | Initial Document     | B. Garrett   | J. DeLaFuentes | E. Nelson    |
| 1   | 3/10/2023     | Annual Review/Update | B. Garrett   | J. DeLaFuentes | E. Nelson    |

|   |   |   |
|---|---|---|
| <b>Prepared By:</b>   | <b>Reviewed By:</b>   | <b>Approved By:</b>   |
| Bob Garrett   | Jose DeLaFuentes  | Erika Nelson  |
| <small>DocuSigned by:</small><br><br><small>37197F1077CD430...</small> | <small>DocuSigned by:</small><br><br><small>03D0AE383CCB401...</small> | <small>DocuSigned by:</small><br><br><small>5BDA3D94941040C...</small> |
| <b>Title:</b> Manager, Compliance   | <b>Title:</b> Manager, Operations & Maintenance   | <b>Title:</b> Director, Project Operations  |
| <b>Dept:</b> Compliance   | <b>Dept:</b> Operations   | <b>Dept:</b> Operations   |
| <b>Date:</b> 03/06/2023   | <b>Date:</b> 03/07/2023   | <b>Date:</b> 03/07/2023   |

|   |   |
|---|---|
|  <b>KEY CAPTURE<br/>ENERGY</b> | Department: Operations                  |
|   | Policy Subject: Cold Weather Operations |
| Date: 03/06/2023  | Review Period: Annually                 |

Contents

1. Acronyms ..... 3

2. Purpose ..... 3

3. Site Information.....3

4. Temperature/Weather Information.....4

5. Scope of Plan.....4

6. Winter Weather Emergency.....5

7. Staffing for Weather Events.....6


8. Personnel Training.....6

9. Attachments

    A. Declaration of Preparedness

    B. Cold Weather Critical Component Checklist

    C. Training Roster

|   |   |
|---|---|
|  | Department: Operations                  |
|   | Policy Subject: Cold Weather Operations |
| Date: 03/06/2023  | Review Period: Annually                 |

## 1. ACRONYMS

- BA: Balancing Authority
- BESS: Battery Energy Storage System
- ERCOT: Electric Reliability Council of Texas
- GOP: Generator Operator
- HVAC: Heating, Ventilation, and Air Conditioning
- NERC: North American Electric Reliability Corporation
- PUCT: Public Utility Commission of Texas
- ROC: Remote Operations Center


## 2. Purpose

The purpose of this Cold Weather Operating Plan is to provide an effective winter weather readiness program in response to regulatory requirements established at both the Federal and State level, established due to recent extreme weather events. The focus and primary driver behind these new regulations is on maintaining individual unit reliability and preventing future cold weather-related events from detrimentally impacting the power grid. This document addresses requirements as outlined in the North American Electric Reliability Corporation (NERC) EOP-011 standard (R7/R8) and the Public Utility Commission of Texas (PUCT) Phase II Weather Preparedness Standards (§25.55 Section C). This plan will be reviewed on an annual basis to address any regulatory updates or new requirements and to evaluate the effectiveness of the winter weather preparation procedures to incorporate any lessons learned.

## 3. Site Information

The Battery Energy Storage System (BESS) facility (Resource) described in this document is a containerized battery storage facility that houses battery cells in a weather-resistant insulated metal enclosure. The Resource utilizes a Heating, Ventilation and Air Conditioning (HVAC) system that can maintain battery cells within a manufacturer-specified nominal minimum and maximum temperature range across the full range of the Resource's anticipated ambient temperatures as defined by the American Society of Heating, Refrigerating and Air-Conditioning Engineers ("ASHRAE") for North America. The internal ambient temperature of the Resource is monitored via an advanced Remote Operations Control (ROC) center with 24 hours/365 day observation capability. If the Resource's internal temperature lowers, the system is remotely adjusted to ensure continued stable operations.

A checklist for all cold weather critical components within the Resource is provided in Attachment B. A weather critical component is defined as any component of a generating Resource that is susceptible to fail as a result of a weather emergency, the occurrence of which failure is likely to significantly hinder

|   |   |
|---|---|
|  | Department: Operations                  |
|   | Policy Subject: Cold Weather Operations |
| Date: 03/06/2023  | Review Period: Annually                 |

the ability of the Resource to function as intended or, for the Resource, is likely to lead to a trip, derate of more than 5% of the capacity represented in the Resource's seasonal net maximum sustainable rating or failure to start. All cold weather critical component sensors are located within the weather-resistant insulated metal enclosures of the battery containers. Similarly, the freeze protection components of the Resource are located within the insulated battery container enclosures. This consists of the HVAC system formerly described, a dehumidifier unit, and insulation built into the metal enclosure.

#### 4. Temperature/Weather Information


Weather in West Columbia, TX is characterized by high temperatures in the summer and short/wet/windy winters. Temperatures typically range from 45°F to 92°F, rarely dropping below 32°F or going above 96°F. The cool season lasts for approximately 3 months, from the beginning of December through February, with an average daily high temperature of 69°F. The coldest month of the year is January, with average lows of 46°F and highs of 63°F.

#### 5. Scope of Plan

The Cold Weather Operations Plan goes into effect annually on December 1<sup>st</sup> and remains in effect until February 28<sup>th</sup> of the following year. Operations personnel will take the following steps to ensure compliance with regulatory requirements:

1. Inspection and maintenance of thermal insulation protective measures for all battery enclosures. These inspections will be completed prior to December 1<sup>st</sup> on an annual basis.
2. Inspection and maintenance of waterproofing for damage or degradation, and repair of any identified damage or degraded insulation or other associated forms of waterproofing. These inspections will be completed prior to December 1<sup>st</sup> on an annual basis.
3. Inspection and maintenance of freeze protection equipment, primarily consisting of the HVAC and Dehumidifiers. These inspections will be completed prior to December 1<sup>st</sup> on an annual basis.



|   |   |
|---|---|
|  | Department: Operations                  |
|   | Policy Subject: Cold Weather Operations |
| Date: 03/06/2023  | Review Period: Annually                 |

4. Testing or verification of the freeze protection equipment prior to December 1<sup>st</sup> and monthly during the winter season.
5. Review on an annual basis the list of cold weather critical components and update as necessary. This will be completed prior to the submission of the Declaration of Preparedness.
6. Submit a Declaration of Preparedness to ERCOT once the plan has been enacted and all the necessary inspections/maintenance activities have been performed. This will be completed prior to December 1<sup>st</sup> on an annual basis.


The PUCT Phase 2 Weatherization Standards included other requirements that are not applicable to KCE's BESS Resources. This includes:

- Installation and maintenance of adequate wind breaks for resources susceptible to outages or derates caused by wind (There is no equipment at the Resource which is susceptible to outages or derates caused by wind)
- Arrange and provide for the availability and appropriate safekeeping of sufficient chemicals, auxiliary fuels, and other materials necessary for sustained operations during a winter weather emergency (No chemicals or auxiliary fuels are necessary for sustained operations during a winter weather emergency)

## 6. Winter Weather Emergency

A weather emergency is defined as a situation resulting from a summer or winter weather event that produces significant risk for a Resource that firm load must be shed or a situation for which an Emergency Notice is issued to market participants involving an operating condition in which the safety or reliability of the power grid is compromised or threatened by the weather event. If a winter weather event is anticipated to impact the Resource, KCE personnel will take the following steps:

1. Conduct a Resource "readiness" review prior to an anticipated severe winter weather event.
2. Ensure the proper inspections have been completed.
3. Ensure that all maintenance that is required has been completed.
4. Identify the proper resource contacts are available, up-to-date, and ready to respond for any questions or Operations-related inquiries.
5. Before and during a severe winter weather event, the GOP will keep the Balancing Authority (BA) updated on changes to plant availability, capacity, or other operating limitations.
6. In the event of the Resource coming offline, experiencing a derate, or failure to start due to the severe winter weather, Management shall conduct an analysis, develop lessons learned, and incorporate any additional practices into a revised Operating Plan.

|   |   |
|---|---|
|  | Department: Operations                  |
|   | Policy Subject: Cold Weather Operations |
| Date: 03/06/2023  | Review Period: Annually                 |

## 7. Staffing


KCE staff involved with the general operations and maintenance at the BESS Resource consist of the Operations Managers and Asset Optimization Associates who are responsible for maintaining the overall health and efficiency of the Resource.

In addition to the KCE personnel, KCE contracts the operation of the Site through third-party vendors. The third-party vendors are responsible for performing on-site inspections and maintenance at the Resource. The third-party vendors are also responsible for operation of the Resource. KCE's staff communicate through various methods, including Outlook, Teams, and Slack (a messaging service) enabling frequent and immediate communication. The vendors staff their ROC on a 24 hour/7 days a week basis and are available at any time should any immediate actions need to be taken to address winter weather emergency events.

## 8. Personnel Training

KCE has initiated an annual training program for personnel who are expected to have a role or responsibility included in this Cold Weather Operations Plan. This training program also includes training on the warm (Summer) weather preparedness plan and provide a background on the regulatory requirements that necessitate these plans. Personnel training will be completed and documented annually.

## 9. Attachments

|   |   |
|---|---|
|  <b>KEY CAPTURE<br/>ENERGY</b> | Department: Operations                  |
|   | Policy Subject: Cold Weather Operations |
| Date: 03/06/2023  | Review Period: Annually                 |

**Attachment A**

**Declaration of Preparedness**

**Declaration of Preparedness - Generation Entity Winter Weatherization**

**Instructions:** Complete this Declaration in its entirety. Leave nothing blank. Add the year in the appropriate spot (show two years – the year the Winter begins and the year it ends; e.g., 2022-23). **You must submit a declaration prior to returning a mothballed outaged or decommissioned resource to service during the winter or summer season**

This Declaration must be signed by Generation Entity's highest-ranking representative, official, or officer with binding authority over Generation Entity attesting to completion of all activities described in Appendix A and the accuracy and veracity of the information provided herein.

**Section 1**

Winter Season: 20\_\_22\_\_ to 20\_\_23\_\_  
[year] [year]

Generation Entity Name: \_\_\_\_\_Key Capture Energy, LLC\_\_\_\_\_

**This Declaration applies to all Generation Resources listed in Appendix A.**

**Section 2**

Generation Entity conducted the activities listed in Appendix A in connection with the requirements in 16 Texas Administrative Code § 25.55(c)(1).

**[Insert summary of activities performed for each Resource in a separate Appendix A]**

**Section 3**

I hereby attest to the following:

1. Generation Entity performed the activities set forth in Appendix A.
2. The minimum ambient temperature at which each Generation Resource has experienced sustained operations as measured at the Resource site or weather station nearest to the site is listed in the Minimum Ambient Temperature column in Appendix A.

[continued on next page]



**Declaration of Preparedness - Generation Entity Winter Weatherization**

I certify I am the highest-ranking representative, official, or officer with binding authority over the above-referenced Generation Entity, I am authorized to execute and submit this Declaration and, based on my investigation and review, I attest to the accuracy and veracity of the information provided herein.

Jeff Bishop  
Signature

Jeff Bishop

Printed Name

Chief Executive Officer

Title

11/30/2022  
Date

**Notary Acknowledgement**

STATE OF UTAH §

COUNTY OF SALT LAKE §

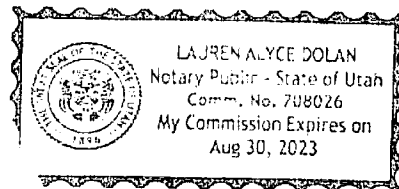
Before me, the undersigned notary, on this day personally appeared Jeff Bishop, known to me (or proven to me) to be the person whose name is subscribed to the foregoing Declaration and acknowledged to me s/he executed it for the purposes therein expressed.

Given under my hand and seal this 30 day of NOVEMBER, 20 22.

Notary Public in and for the State of UTAH.

Lauren A. Dolan  
[Notary Signature]

(seal)





PUBLIC


**Declaration of Preparedness - Generation Entity Winter Weatherization**

---

**Appendix A**  
**(attach files as needed or convenient)**








|   |   |
|---|---|
|  <b>KEY CAPTURE<br/>ENERGY</b> | Department: Operations                  |
|   | Policy Subject: Cold Weather Operations |
| Date: 03/06/2023  | Review Period: Annually                 |

**Attachment B**

**Cold Weather Critical Components Checklist**





|   |   |
|---|---|
|  <b>KEY CAPTURE<br/>ENERGY</b> | Department: Operations                  |
|   | Policy Subject: Cold Weather Operations |
| Date: 03/06/2023  | Review Period: Annually                 |

**Attachment C**


**Training Roster**



**TRAINING ATTENDANCE SHEET**

|                    |                                      |
|--------------------|--------------------------------------|
| <b>DEPARTMENT:</b> | <b>Operations</b>                    |
| <b>TRAINER:</b>    | <b>Bob Garrett</b>                   |
| <b>TOPIC:</b>      | <b>Cold Weather Operations Plans</b> |
| <b>DATE:</b>       | <b>November 10, 2022</b>             |
| <b>TIME</b>        | <b>2:30 pm</b>                       |

**Training Details:** Operations personnel reviewed the requirements as set forth in §25.55(c)(1)(a) and the content of the Cold Weather Operations Plan developed by Key Capture Energy to address the PUCT and future NERC regulatory standards.



**Notes:**