

Bryan W. Shaw, Ph.D., P.E., *Chairman*
Toby Baker, *Commissioner*
Jon Niermann, *Commissioner*
Richard A. Hyde, P.E., *Executive Director*



A handwritten signature in black ink, appearing to read "Tom Martin".

TEXAS COMMISSION ON ENVIRONMENTAL QUALITY

Protecting Texas by Reducing and Preventing Pollution

March 31, 2017

Mr. Tom Martin, President
Crystal Springs Water Company, Inc.
PO Box 603
Porter, Texas 77356-0603

Re: Comprehensive Compliance Investigation at:
Oak Tree Subdivision, Old Houston Road & Old Sam Road, Porter, Montgomery
County, TX
Regulated Entity No.: 102673142, TCEQ ID No.: 1700695, Investigation No.: 1395266

Dear Mr. Martin:

On January 23, 2017, Mr. Maytham Faris of the Texas Commission on Environmental Quality (TCEQ) Houston Region Office conducted an investigation of the above-referenced facility to evaluate compliance with the applicable requirements for public water supply systems. No violations are being alleged as a result of the investigation; however, please see the attached Additional Issue. In addition, please be advised that a violation could be issued upon further review of your system's records or self-reported documentation.

The TCEQ appreciates your assistance in this matter and your compliance efforts to ensure protection of the State's environment. If you or members of your staff have any questions regarding these matters, please feel free to contact Mr. Maytham Faris in the Houston Region Office at (713) 767-3509.

Sincerely,

A handwritten signature in black ink, appearing to read "LaTrichia Spikes".

LaTrichia Spikes, Team Leader
Public Water Supply
Houston Region Office

LS/MF /dp

cc: Montgomery County Environmental Health Services

Enclosure: Summary of Investigation Findings

Jon Niermann, *Chairman*
Emily Lindley, *Commissioner*
Bobby Janecka, *Commissioner*
Toby Baker, *Executive Director*



Levens
Est

TEXAS COMMISSION ON ENVIRONMENTAL QUALITY

Protecting Texas by Reducing and Preventing Pollution

October 23, 2019

Mr. Tom A. Martin
President
Crystal Springs Water Co., Inc.
Post Office Box 603
Porter, Texas 77365-0603

Re: Modified Comprehensive Compliance Investigation at:
Oak Creek II, 16110B Oak Creek Lane, Splendora, Montgomery County, Texas
Regulated Entity No.: 102689197 TCEQ ID No.: 1700432 Investigation No.: 1598796

Dear Mr. Martin:

On September 12, 2019, Ms. Melody Kirksey of the Texas Commission on Environmental Quality (TCEQ) Houston Region Office conducted an investigation of the above-referenced facility to evaluate compliance with the applicable requirements for public water supply systems. No violations are being alleged as a result of the investigation. In addition, please be advised that a violation could be issued upon further review of your system's records or self-reported documentation.

The TCEQ appreciates your assistance in this matter and your compliance efforts to ensure protection of the State's environment. If you or members of your staff have any questions regarding these matters, please feel free to contact Ms. Melody Kirksey in the Houston Region Office at (713) 422-8942.

Sincerely,

NB Nunes

Nichole Batista Nunes
Team Leader
Public Water Supply
Houston Region Office

NBN/MK/es

cc: Montgomery County Environmental Health Services
501 North Thompson Street, Suite 101
Conroe, Texas 77301-2500

Jon Niermann, *Chairman*
Emily Lindley, *Commissioner*
Bobby Janecka, *Commissioner*
Toby Baker, *Executive Director*



TEXAS COMMISSION ON ENVIRONMENTAL QUALITY

Protecting Texas by Reducing and Preventing Pollution

October 16, 2019

Mr. Tom Martin
President
Crystal Springs Water Company Inc
Post Office Box 603
Porter, Texas 77365-0603

Re: **Modified Comprehensive Compliance Investigation at:**
Bennett Woods, Off Farm to Market 1314, Bennett Woods Road, Conroe, Montgomery
County, Texas
Regulated Entity No.: 102684636 TCEQ ID No.: 1700290 Investigation No.: 1590491

Dear Mr. Martin:

On August 16, 2019, Ms. Josephine Garcia, Mr. Mason Karnes, and Mr. Ankur Mehra of the Texas Commission on Environmental Quality (TCEQ) Houston Region Office conducted an investigation of the above-referenced facility to evaluate compliance with the applicable requirements for public water supply systems. No violations are being alleged as a result of the investigation. In addition, please be advised that a violation could be issued upon further review of your system's records or self-reported documentation.

The TCEQ appreciates your assistance in this matter and your compliance efforts to ensure protection of the State's environment. If you or members of your staff have any questions regarding these matters, please feel free to contact Ms. Garcia in the Houston Region Office at (713) 767-3776.

Sincerely,

A handwritten signature in cursive script that reads "Latrichia Spikes".

Latrichia Spikes
Team Leader
Public Water Supply
Houston Region Office

LS/JG/es

cc: **Montgomery County Environmental Health Services**
501 North Thompson Street, Suite 101, Conroe, Texas 77301-2500

Mr. Larry Purcell, Vice President
Crystal Springs Water Company Inc
Post Office Box 603, Porter, Texas 77365-0603

Jon Niermann, *Chairman*
Emily Lindley, *Commissioner*
Bobby Janecka, *Commissioner*
Toby Baker, *Executive Director*



Also includes:
Acorn Hills
Arbor Oaks
Crystalwood Estates
Deer Glen North
Deer Glen West
Emerald Forest
Oak Grove
Oak Grove South
Ranch Estates

TEXAS COMMISSION ON ENVIRONMENTAL QUALITY

Protecting Texas by Reducing and Preventing Pollution

July 27, 2021

Mr. Tom A. Martin
President
Crystal Springs Water Company Incorporated
Post Office Box 603
Porter, Texas 77365-0603

Re: Notice of Compliance with Notice of Violation (NOV) dated June 10, 2021:
Deer Glen Water System, Pickering Road, Conroe, Montgomery County, Texas
Regulated Entity No.: 102672029 TCEQ ID No.: 1700322 Investigation No.: 1737902

Dear Mr. Martin:

This letter is to inform you that the Texas Commission on Environmental Quality (TCEQ) Houston Region Office has received adequate compliance documentation on June 17, 2021 to resolve the alleged violations documented during the investigation of the above-referenced regulated entity conducted on May 15, 2021. Based on the information submitted, no further action is required concerning this investigation.

The Texas Commission on Environmental Quality appreciates your assistance in this matter and your compliance efforts to ensure protection of the State's environment. If you or members of your staff have any questions, please feel free to contact Ms. Jena Portanova in the Houston Region Office at (713) 422-8942.

Sincerely,

A handwritten signature in black ink, appearing to read "N Nunes".

Nichole Batista Nunes
Water Section Team Leader
Houston Region 12

NBN/JP/pac

cc: Montgomery County Environmental Health Services, 501 North Thompson Street, Suite 101, Conroe, Texas 77301-2500

Ms. Lauren Rosson, Assistant Manager of Internal Operations, Crystal Springs Water Company Incorporated, 23449 Highway 59 North, Porter, Texas 77365-4990

Enclosure: *Summary of Investigation Findings*

Bryan W. Shaw, Ph.D., P.E., *Chairman*
Toby Baker, *Commissioner*
Zak Covar, *Commissioner*
Richard A. Hyde, P.E., *Executive Director*



TEXAS COMMISSION ON ENVIRONMENTAL QUALITY

March 31, 2014

Protecting Texas by Reducing and Preventing Pollution

Mr. Tom Martin, President
Crystal Springs Water Company, Inc.
PO Box 603
Porter, Texas 77365-0603

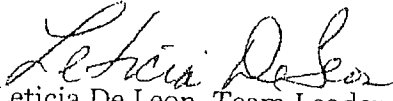
Re: Notice of Compliance with Notice of Violation (NOV) dated December 16, 2013:
Rolling Hills Oaks Subdivision, Rolling Hills Drive, Montgomery County, Texas
Regulated Entity No.: 102691821, TCEQ ID No.: 1700058, Investigation No.: 1158392

Dear Mr. Martin:

On March 26, 2014, the Texas Commission on Environmental Quality (TCEQ) Houston Region Office received adequate compliance documentation to resolve the alleged violations documented during the investigation of the above-referenced regulated entity conducted on November 1, 2013. Based on the information submitted, no further action is required concerning this investigation.

The Texas Commission on Environmental Quality appreciates your assistance in this matter and your compliance efforts to ensure protection of the State's environment. If you or members of your staff have any questions, please feel free to contact Ms. Jennifer Sapp in the Houston Region Office at (713)767-3650.

Sincerely,


Leticia De Leon, Team Leader
Public Water Supply
Houston Region Office

LD/JS/ra

Enclosure: *Summary of Investigation Findings*

cc: Montgomery County Environmental Health Services

Jon Niermann, *Chairman*
Emily Lindley, *Commissioner*
Bobby Janecka, *Commissioner*
Toby Baker, *Executive Director*



*Learn
En I*

TEXAS COMMISSION ON ENVIRONMENTAL QUALITY

Protecting Texas by Reducing and Preventing Pollution

May 25, 2021

Mr. Tom A Martin, President
Crystal Springs Water Company, Inc.
PO Box 603
Porter, Texas 77365

Re: Modified, Off-Site Record Review Investigation at:
The Oaks,
Located at 1380 Heritage Lane, in Conroe (Montgomery County), Texas
RN102674801; PWS ID No.: 1700626; Investigation No.: 1712066

Dear Mr. Martin:

On May 11, 2021, Mr. Alex Laird of the Texas Commission on Environmental Quality (TCEQ) Tyler Regional Office conducted an investigation of the above-referenced system to evaluate compliance with applicable requirements for public water systems. No violations were documented during the investigation.

The TCEQ appreciates your assistance in this matter and your compliance efforts to ensure protection of the State's environment. If you or members of your staff have any questions regarding these matters, please feel free to contact Mr. Alex Laird in the Tyler Regional Office at (903) 535-5143.

Sincerely,

A handwritten signature in black ink, appearing to read "Cara C. Fisher".

Ms. Cara C. Fisher
Team Leader, Water Program
Tyler Regional Office

CCF/ASL/dfy

Jon Niermann, *Chairman*
Emily Lindley, *Commissioner*
Bobby Janecka, *Commissioner*
Toby Baker, *Executive Director*



TEXAS COMMISSION ON ENVIRONMENTAL QUALITY

Protecting Texas by Reducing and Preventing Pollution

July 2, 2021

Mr. Tom A. Martin
President
Crystal Springs Water Company, Inc.
Post Office Box 603
Porter, Texas 77365-0603

Re: **Modified Comprehensive Compliance Investigation at:**
~~Timberland Estates~~, 19135 Timberland Drive, Porter, Montgomery County, Texas
Regulated Entity No.: 102670650 TCEQ ID No.: 1700612 Investigation No.: 1723162

Dear Mr. Martin:

On June 4, 2021, Ms. Josephine Garcia of the Texas Commission on Environmental Quality (TCEQ) Houston Region Office conducted an investigation of the above-referenced facility to evaluate compliance with the applicable requirements for public water supply systems. No violations are being alleged as a result of the investigation; however, please see the attached Additional Issue. In addition, please be advised that a violation could be issued upon further review of your system's records or self-reported documentation. No further response from you is necessary concerning this investigation.

The TCEQ appreciates your assistance in this matter and your compliance efforts to ensure protection of the State's environment. If you or members of your staff have any questions regarding these matters, please feel free to contact Ms. Garcia in the Houston Region Office at (713) 767-3776.

Sincerely,

A handwritten signature in cursive script that reads "LaTrichia Spikes".

Ms. LaTrichia Spikes
Water Section Team Leader
Houston Region 12

LS/JG/pac

cc:

Ms. Lauren Rosson, Assistant Manager of Internal Operations, Crystal Springs Water Co.
Inc., 23449 Highway 59 North, Porter, Texas 77365-4990

Enclosure: Summary of Findings

Jon Niermann, *Chairman*
Emily Lindley, *Commissioner*
Toby Baker, *Executive Director*



TEXAS COMMISSION ON ENVIRONMENTAL QUALITY

Protecting Texas by Reducing and Preventing Pollution


August 13, 2019

A handwritten signature in black ink, appearing to be "W. Martin", written over the date.

Mr. Tom A. Martin
President
Crystal Springs Water Company, Incorporated
Post Office Box 603
Porter, Texas 77365-0603

Re: Modified Comprehensive Compliance Investigation at:
Tower Woods, Towerwood Drive at Firetower Road, Conroe, Montgomery County, Texas
Regulated Entity No.: 102683984 TCEQ ID No.: 1700289 Investigation No.: 1578769

Dear Mr. Martin:

On July 18, 2019, Ms. Elaine Fowler of the Texas Commission on Environmental Quality (TCEQ) Houston Region Office conducted an investigation of the above-referenced facility to evaluate compliance with the applicable requirements for public water supply systems. No violations are being alleged as a result of the investigation; however, please see the attached Additional Issue. In addition, please be advised that a violation could be issued upon further review of your system's records or self-reported documentation. 

The TCEQ appreciates your assistance in this matter and your compliance efforts to ensure protection of the State's environment. If you or members of your staff have any questions regarding these matters, please feel free to contact Ms. Elaine Fowler in the Houston Region Office at (713) 767-3548.

Sincerely,

A handwritten signature in black ink, appearing to be "NBN", written below the word "Sincerely,".

Nichole Batista Nunes
Team Leader
Public Water Supply
Houston Region Office

NBN/EF/sh

cc: Montgomery County Environmental Health Services
501 North Thompson Street, Suite 101
Conroe, Texas 77301-2500

Also Includes:
Tower Glen North

Jon Niermann, *Chairman*
Emily Lindley, *Commissioner*
Bobby Janecka, *Commissioner*
Toby Baker, *Executive Director*



TEXAS COMMISSION ON ENVIRONMENTAL QUALITY

Protecting Texas by Reducing and Preventing Pollution

July 2, 2021

Mr. Tom Martin
President
Crystal Springs Water Company, Inc.
Post Office Box 603
Porter, Texas 77365-0603

Re: **Modified Comprehensive Compliance Investigation at:**
~~Tower Glen Estates~~ FM 1485 Tommy Smith Road, Conroe, Montgomery County, Texas
Regulated Entity No.: 102682648 TCEQ ID No.: 1700433 Investigation No.: 1722703

Dear Mr. Martin:

On May 26, 2021, Ms. Kathleen Campbell of the Texas Commission on Environmental Quality (TCEQ) Houston Region Office conducted an investigation of the above-referenced facility to evaluate compliance with the applicable requirements for public water supply systems. No violations are being alleged as a result of the investigation. In addition, please be advised that a violation could be issued upon further review of your system's records or self-reported documentation. No further response from you is necessary concerning this investigation.

The TCEQ appreciates your assistance in this matter and your compliance efforts to ensure protection of the State's environment. If you or members of your staff have any questions regarding these matters, please feel free to contact Ms. Kathleen Campbell in the Houston Region Office at (713) 767-3725.

Sincerely,

A handwritten signature in cursive script that reads "LaTrichia Spikes".

LaTrichia Spikes
Water Section Team Leader
Houston Region 12

LS/KC/tj

cc: Montgomery County Environmental Health Services
501 North Thompson Street, Suite 101, Conroe, Texas 77301-2500

Also Includes:
Tower Glen North

Jon Niermann, *Chairman*
Emily Lindley, *Commissioner*
Bobby Janecka, *Commissioner*
Toby Baker, *Executive Director*



TEXAS COMMISSION ON ENVIRONMENTAL QUALITY

Protecting Texas by Reducing and Preventing Pollution

July 2, 2021

Mr. Tom Martin
President
Crystal Springs Water Company, Inc.
Post Office Box 603
Porter, Texas 77365-0603

Re: Modified Comprehensive Compliance Investigation at:
Tower Glen Estates, FM 1485 Tommy Smith Road, Conroe, Montgomery County, Texas
Regulated Entity No.: 102682648 TCEQ ID No.: 1700433 Investigation No.: 1722703

Dear Mr. Martin:

On May 26, 2021, Ms. Kathleen Campbell of the Texas Commission on Environmental Quality (TCEQ) Houston Region Office conducted an investigation of the above-referenced facility to evaluate compliance with the applicable requirements for public water supply systems. No violations are being alleged as a result of the investigation. In addition, please be advised that a violation could be issued upon further review of your system's records or self-reported documentation. No further response from you is necessary concerning this investigation.

The TCEQ appreciates your assistance in this matter and your compliance efforts to ensure protection of the State's environment. If you or members of your staff have any questions regarding these matters, please feel free to contact Ms. Kathleen Campbell in the Houston Region Office at (713) 767-3725.

Sincerely,

A handwritten signature in black ink that reads "LaTrichia Spikes".

LaTrichia Spikes
Water Section Team Leader
Houston Region 12

LS/KC/tj

cc: Montgomery County Environmental Health Services
501 North Thompson Street, Suite 101, Conroe, Texas 77301-2500

Bryan W. Shaw, Ph.D., P.E., *Chairman*
Toby Baker, *Commissioner*
Zak Covar, *Commissioner*
Richard A. Hyde, P.E., *Executive Director*



TEXAS COMMISSION ON ENVIRONMENTAL QUALITY

Protecting Texas by Reducing and Preventing Pollution

October 21, 2014

Mr. Tom A. Martin, President
Crystal Springs Water Company Inc.
PO Box 603
Porter, Texas 77365-0603

Re: Notice of Compliance with Notice of Violation (NOV) dated July 17, 2014:
Western Hills Crystal Springs Water, 15795 Sage Brush Ct, Porter, County, Texas
RN102670809, TCEQ ID No. 1700629, Investigation No. 1202547

Dear Mr. Martin:

On September 2, 2014, the Texas Commission on Environmental Quality (TCEQ) Houston Region Office received adequate compliance documentation to resolve the alleged violation documented during the investigation of the above-referenced regulated entity conducted on June 4, 2014. Based on the information submitted, no further action is required concerning this investigation.

The Texas Commission on Environmental Quality appreciates your assistance in this matter and your compliance efforts to ensure protection of the State's environment. If you or members of your staff have any questions, please feel free to contact Ms. Mary Hopkins in the Houston Region Office at (713) 767-3650.

Sincerely,

A handwritten signature in cursive script, appearing to read "Leticia De Leon".

Leticia De Leon, Team Leader
Public Water Supply
Houston Region Office

LD/MVH/ra

Enclosure: *Summary of Investigation Findings*

cc: Montgomery County Environmental Health Services

Also Includes:
Woodland Forest Estates

Bryan W. Shaw, Ph.D., P.E., *Chairman*
Toby Baker, *Commissioner*
Richard A. Hyde, P.E., *Executive Director*



*Learn
FUT*

TEXAS COMMISSION ON ENVIRONMENTAL QUALITY

Protecting Texas by Reducing and Preventing Pollution

September 25, 2015

Tom A. Martin, President
Crystal Springs Water Company, Inc.
PO Box 603
Porter, Texas 77365-0603

Re: Comprehensive Compliance Investigation at:
Whispering Pines, FM 1485 @Nightingale Dr., Conroe, Montgomery County, Texas
Regulated Entity No.: 102690740
TCEQ ID No.: 1700066

Investigation No.: 1280406

Dear Mr. Martin:

On September 9, 2015, Ms. Kathryn Roeder, of the Texas Commission on Environmental Quality (TCEQ) Houston Region Office conducted an investigation of the above-referenced facility to evaluate compliance with the applicable requirements for public water supply systems. No violations are being alleged as a result of the investigation. In addition, please be advised that a violation could be issued upon further review of your system's records or self-reported documentation.

The TCEQ appreciates your assistance in this matter and your compliance efforts to ensure protection of the State's environment. If you or members of your staff have any questions regarding these matters, please feel free to contact Ms. Roeder, in the Houston Region Office at (713) 767-3650.

Sincerely,

Kevin Mill

for Julia Thorp, Team Leader
Public Water Supply
Houston Region Office

JT/KR/mar

cc: Montgomery County Environmental Health Services

Bryan W. Shaw, Ph.D., P.E., *Chairman*
Toby Baker, *Commissioner*
Zak Covar, *Commissioner*
Richard A. Hyde, P.E., *Executive Director*

TEXAS COMMISSION ON ENVIRONMENTAL QUALITY

Protecting Texas by Reducing and Preventing Pollution

March 25, 2015

Mr. Tom Martin, President
Crystal Springs Water Company, Inc.
P.O. Box 603
Porter, Texas 77365-0603

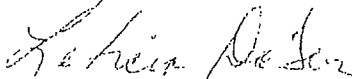
Re: Notice of Compliance with Notice of Violation (NOV) dated October 10, 2014:
White Oak Hills, 11720B Oak Moss Ln, Willis, Montgomery County, Texas
Regulated Entity No.: 102671518, TCEQ ID No.: 1700613, Investigation No.: 1239098

Dear Mr. Martin:

On March 12, 2015, the Texas Commission on Environmental Quality (TCEQ) Houston Region Office received adequate compliance documentation to resolve the alleged violations documented during the investigation of the above-referenced regulated entity conducted on August 28, 2014. Based on the information submitted, no further action is required concerning this investigation.

The Texas Commission on Environmental Quality appreciates your assistance in this matter and your compliance efforts to ensure protection of the State's environment. If you or members of your staff have any questions, please feel free to contact Ms. Denise Ehrlich, in the Houston Region Office at (713) 767-3650.

Sincerely,



Leticia De Leon, Team Leader
Public Water Supply
Houston Region Office

LD/DE/mar

Enclosure: Summary of Investigation Findings

cc: Montgomery County Environmental Health Services

Jon Niermann, *Chairman*
Emily Lindley, *Commissioner*
Bobby Janecka, *Commissioner*
Toby Baker, *Executive Director*



TEXAS COMMISSION ON ENVIRONMENTAL QUALITY

Protecting Texas by Reducing and Preventing Pollution

July 2, 2021

Mr. Tom Martin
President
Crystal Springs Water Company, Inc.
Post Office Box 603
Porter, Texas 77365-0603

Re: Modified Comprehensive Compliance Investigation at:
~~Winchester Place~~, 21044 Ferne Leaf Drive, Porter, Montgomery County, Texas
Regulated Entity No.: 102675345 TCEQ ID No.: 1700466 Investigation No.: 1722713

Dear Mr. Martin:

On May 26, 2021, Ms. Kathleen Campbell of the Texas Commission on Environmental Quality (TCEQ) Houston Region Office conducted an investigation of the above-referenced facility to evaluate compliance with the applicable requirements for public water supply systems. No violations are being alleged as a result of the investigation. In addition, please be advised that a violation could be issued upon further review of your system's records or self-reported documentation. No further response from you is necessary concerning this investigation.

The TCEQ appreciates your assistance in this matter and your compliance efforts to ensure protection of the State's environment. If you or members of your staff have any questions regarding these matters, please feel free to contact Ms. Kathleen Campbell in the Houston Region Office at (713) 767-3725.

Sincerely,

A handwritten signature in black ink that reads "LaTrichia Spikes".

LaTrichia Spikes
Water Section Team Leader
Houston Region 12

LS/KC/tj

cc: Montgomery County Environmental Health Services
501 North Thompson Street, Suite 101, Conroe, Texas 77301-2500

Also Includes:
Woodland Forest Estates

Bryan W. Shaw, Ph.D., P.E., *Chairman*
Toby Baker, *Commissioner*
Richard A. Hyde, P.E., *Executive Director*



*Learn
FUT*

TEXAS COMMISSION ON ENVIRONMENTAL QUALITY

Protecting Texas by Reducing and Preventing Pollution

September 25, 2015

Tom A. Martin, President
Crystal Springs Water Company, Inc.
PO Box 603
Porter, Texas 77365-0603

Re: Comprehensive Compliance Investigation at:
Whispering Pines, FM 1485 @Nightingale Dr., Conroe, Montgomery County, Texas
Regulated Entity No.: 102690740
TCEQ ID No.: 1700066

Investigation No.: 1280406

Dear Mr. Martin:

On September 9, 2015, Ms. Kathryn Roeder, of the Texas Commission on Environmental Quality (TCEQ) Houston Region Office conducted an investigation of the above-referenced facility to evaluate compliance with the applicable requirements for public water supply systems. No violations are being alleged as a result of the investigation. In addition, please be advised that a violation could be issued upon further review of your system's records or self-reported documentation.

The TCEQ appreciates your assistance in this matter and your compliance efforts to ensure protection of the State's environment. If you or members of your staff have any questions regarding these matters, please feel free to contact Ms. Roeder, in the Houston Region Office at (713) 767-3650.

Sincerely,

A handwritten signature in cursive script, appearing to read "Julia Thorp".

for Julia Thorp, Team Leader
Public Water Supply
Houston Region Office

JT/KR/mar

cc: Montgomery County Environmental Health Services

Bryan W. Shaw, Ph.D., P.E., *Chairman*
Toby Baker, *Commissioner*
Richard A. Hyde, P.E., *Executive Director*



TEXAS COMMISSION ON ENVIRONMENTAL QUALITY

Protecting Texas by Reducing and Preventing Pollution

September 18, 2015

Mr. Tom A. Martin, President
Crystal Springs Water Company, Inc.
PO Box 603
Porter, Texas 77365-0603

Re: Comprehensive Compliance Investigation at:
Woodridge Estates Water System, FM 1314 @Woodridge Circle, Conroe, Montgomery
County, Texas
Regulated Entity No.: 102679099
TCEQ ID No.: 1700075
Investigation No.: 1280248

Dear Mr. Martin:

On September 9, 2015, Ms. Kathryn Roeder, of the Texas Commission on Environmental Quality (TCEQ) Houston Region Office conducted an investigation of the above-referenced facility to evaluate compliance with the applicable requirements for public water supply systems. No violations are being alleged as a result of the investigation; however, please see the attached Additional Issues. In addition, please be advised that a violation could be issued upon further review of your system's records or self-reported documentation.

The TCEQ appreciates your assistance in this matter and your compliance efforts to ensure protection of the State's environment. If you or members of your staff have any questions regarding these matters, please feel free to contact Ms. Roeder, in the Houston Region Office at (713) 767-3650.

Sincerely,

A handwritten signature in cursive script, appearing to read "Julia Thorp".

Julia Thorp, Team Leader
Public Water Supply
Houston Region Office

JT/KR/mar

Enclosure: Summary of Investigation Findings

cc: Montgomery County Environmental Health Services

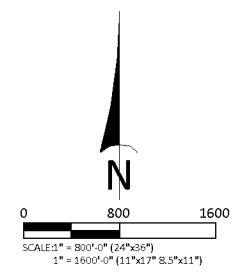
ATTACHMENT "E"

FACILITIES MAP

CRYSTAL SPRINGS WATER CO., INC.



LEGEND



THIS DRAWING CONTAINS CONFIDENTIAL PROPRIETARY INFORMATION AND MAY NOT BE TRANSFERRED, REPRODUCED, OR USED TO CONSTRUCT ANY PROJECT OTHER THAN THAT FOR WHICH IT WAS ISSUED WITHOUT PRIOR PERMISSION FROM WATERENGINEERS, INC.

WaterENGINEERS, Inc.
 Water & Wastewater Treatment Consultants
 TEXAS BOARD OF PROFESSIONAL ENGINEERS FIRM No. 2066
 17230 HUFFMEISTER ROAD TEL: 281-373-0500
 CYPRESS, TEXAS 77429 FAX: 281-373-1113

APPLICANT: CRYSTAL SPRINGS WATER CO., INC.
 APPLICATION TO AMEND
 WATER CCN NO. 11373 &
 SEWER CCN NO. 20906

FACILITIES PLAN

DRAWN BY: JLW	DWG. NO.:
APPROVED BY: SBY	ATTACHMENT E
SCALE: AS NOTED	
DATE: 8/17/2021	
JOB No.: 3813	

ATTACHMENT "F"

CURRENT WATER AND SEWER TARIFFS

CRYSTAL SPRINGS WATER CO., INC.



WATER UTILITY TARIFF
Docket Number: 48033

Crystal Springs Water Company, Inc.
(Utility Name)

P.O. Box 603
(Business Address)

Porter, Texas 77365
(City, State, Zip Code)

(281) 354-5136
(Area Code/Telephone)

This tariff is effective for utility operations under the following Certificate of Convenience and Necessity:

11373

This tariff is effective in the following counties:

Montgomery and Walker

This tariff is effective in the following cities or unincorporated towns (if any):

None

This tariff is effective in the following subdivisions or systems:

See attached list.

TABLE OF CONTENTS

The above utility lists the following sections of its tariff (if additional pages are needed for a section, all pages should be numbered consecutively):

SECTION 1.0 -- RATE SCHEDULE.....	2
SECTION 2.0 -- SERVICE RULES AND POLICIES.....	4
SECTION 3.0 -- EXTENSION POLICY	11
SECTION 4.0 -- DROUGHT CONTINGENCY PLAN	16
APPENDIX A -- SAMPLE SERVICE AGREEMENT	
APPENDIX B -- APPLICATION FOR SERVICE	

CRYSTAL SPRINGS WATER COMPANY, INC.
LIST OF SUBDIVISIONS

SUBDIVISION NAME	PWS ID	COUNTY
Acorn Hills	1700322	Montgomery
Afton Park Water System	1700147	Montgomery
Arbor Oaks	1700322	Montgomery
Autumn Acres	1700756	Montgomery
Bennett Woods	1700290	Montgomery
Chaparral Place	1700434	Montgomery
Chasewood	1700622	Montgomery
Country West	1700435	Montgomery
Crystalwood Estates	1700322	Montgomery
Deer Glen	1700322	Montgomery
Deer Glen North	1700322	Montgomery
Deer Glen West	1700322	Montgomery
Emerald Forest	1700322	Montgomery
Emerald Woods	2360044	Walker
Forest Trace	1700869	Montgomery
FM 1485 LTD	1700580	Montgomery
Lake Creek Falls	1700719	Montgomery
Lake Louise	1700184	Montgomery
Lilliput Farms	1700331	Montgomery
Live Oak Estates	1700198	Montgomery
Monterrey Oaks	1700879	Montgomery
Oak Grove	1700322	Montgomery
Oak Grove South	1700322	Montgomery
Oak Tree Subdivision	1700695	Montgomery
Oak Creek Section II	1700432	Montgomery
Pinewood Village	1700290	Montgomery
Ponderosa Pines	1700868	Montgomery
Ranch Estates	1700322	Montgomery
Rolling Hill Oaks	1700058	Montgomery
The Oaks	1700626	Montgomery
Timberland Estates	1700612	Montgomery
Tower Woods	1700289	Montgomery
Tower Glen	1700433	Montgomery
Tower Glen North	1700433	Montgomery
Western Hill	1700629	Montgomery
Whispering Pines	1700066	Montgomery
White Oak Hills	1700613	Montgomery
Winchester Place	1700466	Montgomery
Woodland Forest Estates	1700066	Montgomery
Woodridge Estates	1700075	Montgomery

SECTION 1.0 -- RATE SCHEDULE

Section 1.01 - Rates

<u>Meter Size</u>	<u>Monthly Minimum Charge</u>	<u>Gallage Charge</u>
5/8" or 3/4"	\$43.80 (Includes 0 gallons)	\$3.33 per 1000 gallons
1"	\$109.50	
1½"	\$219.00	
2"	\$350.40	
3"	\$657.00	

Lone Star Ground Water Conservation District (LGCD) (Montgomery County)

An additional charge of \$0.06 per 1,000 gallons of water usage will be added to the gallonage charge for the following subdivisions: Afton Park Water System, Autumn Acres, Chaparral Place, Deer Ridge, FM 1485 LTD, Lake Creek Falls, Lake Louise, Oak Springs, Oak Creek Section II, The Oaks, Tower Woods, Tower Glen, Tower Glen North, Tower Brook, White Oak Hills, Winchester Place, Woodridge Estates, Acorn Hills, Arbor Oaks, B's/Pickering, Bennett Woods, Chasewood, Circle Oaks, Country West, Crystalwood Estates, Deer Glen, Deer Glen North, Deer Glen West, Emerald Forest, 5 Acre Tracts, Live Oak Estates, Oak Grove, Oak Grove South, Oak Tree Subdivision, Old Houston Acres, M & T, P/C Ranchettes, Pinewood Village, Ranch Estates, Rolling Hill Oaks, Timberland Estates, V Woods, Western Hill, Whispering Pines, Woodland Forest Estates Forest Trace, Lilliput Farms, Ponderosa Pines and Monterrey Oaks.

Porter Special Utility District Groundwater Reduction Plan (PSUD GRP) (Montgomery County)

An additional charge of \$1.90 per 1,000 gallons will be added to the gallonage charge for ground water reduction fee for the following subdivision: Acorn Hills, Arbor Oaks, B's/Pickering, Bennett Woods, Chasewood, Circle Oaks, Country West, Crystalwood Estates, Deer Glen, Deer Glen North, Deer Glen West, Emerald Forest, 5 Acre Tracts, Live Oak Estates, Oak Grove, Oak Grove South, Oak Tree Subdivision, Old Houston Acres, M & T, P/C Ranchettes, Pinewood Village, Ranch Estates, Rolling Hill Oaks, Timberland Estates, V Woods, Western Hill, Whispering Pines, Woodland Forest Estates. (Tariff Control No. 44707)

Bluebonnet Ground Water Conservation District (BGCD) (Walker County)

An additional charge of \$0.035 per 1,000 gallons of water usage will be added to the gallonage charge for Emerald Woods subdivision only.

San Jacinto River Authority (Montgomery County): An additional charge of \$0.83 per 1,000 gallons will be added to the gallonage charge for ground water reduction fee.

FORM OF PAYMENT: The utility will accept the following forms of payment:

Cash , Check , Money Order , Credit Card , Other (specify)

THE UTILITY MAY REQUIRE EXACT CHANGE FOR PAYMENTS AND MAY REFUSE TO ACCEPT PAYMENTS MADE USING MORE THAN \$1.00 IN SMALL COINS. A WRITTEN RECEIPT WILL BE GIVEN FOR CASH PAYMENTS.

REGULATORY ASSESSMENT 1.0%

PUC RULES REQUIRE THE UTILITY TO COLLECT A FEE OF ONE PERCENT OF THE RETAIL MONTHLY BILL AND REMIT TO THE TCEQ.

SECTION 1.0 – RATE SCHEDULE (Continued)

Section 1.02 - Miscellaneous Fees

TAP FEE..... \$900.00
 TAP FEE COVERS THE UTILITY'S COSTS FOR MATERIALS AND LABOR TO INSTALL A STANDARD RESIDENTIAL 5/8" or 3/4" METER. AN ADDITIONAL FEE TO COVER UNIQUE COSTS IS PERMITTED IF LISTED ON THIS TARIFF.

TAP FEE (Unique costs) Actual Cost
 FOR EXAMPLE, A ROAD BORE FOR CUSTOMERS OUTSIDE OF SUBDIVISIONS OR RESIDENTIAL AREAS.

TAP FEE (Large meter)..... Actual Cost
 TAP FEE IS THE UTILITY'S ACTUAL COST FOR MATERIALS AND LABOR FOR METER SIZE INSTALLED.

METER RELOCATION FEE Actual Relocation Cost, Not to Exceed Tap Fee
 THIS FEE MAY BE CHARGED IF A CUSTOMER REQUESTS THAT AN EXISTING METER BE RELOCATED.

METER TEST FEE \$25.00
 THIS FEE WHICH SHOULD REFLECT THE UTILITY'S COST MAY BE CHARGED IF A CUSTOMER REQUESTS A SECOND METER TEST WITHIN A TWO-YEAR PERIOD AND THE TEST INDICATES THAT THE METER IS RECORDING ACCURATELY. THE FEE MAY NOT EXCEED \$25.

RECONNECTION FEE
 THE RECONNECT FEE MUST BE PAID BEFORE SERVICE CAN BE RESTORED TO A CUSTOMER WHO HAS BEEN DISCONNECTED FOR THE FOLLOWING REASONS (OR OTHER REASONS LISTED UNDER SECTION 2.0 OF THIS TARIFF):
 a) Nonpayment of bill (Maximum \$25.00) \$25.00
 b) Customer's request that service be disconnected..... \$50.00

TRANSFER FEE..... \$50.00
 THE TRANSFER FEE WILL BE CHARGED FOR CHANGING AN ACCOUNT NAME AT THE SAME SERVICE LOCATION WHEN THE SERVICE IS NOT DISCONNECTED

LATE CHARGE (EITHER \$5.00 OR 10% OF THE BILL) \$5.00
 PUC RULES ALLOW A ONE-TIME PENALTY TO BE CHARGED ON DELINQUENT BILLS. A LATE CHARGE MAY NOT BE APPLIED TO ANY BALANCE TO WHICH THE PENALTY WAS APPLIED IN A PREVIOUS BILLING.

RETURNED CHECK CHARGE \$35.00
 RETURNED CHECK CHARGES MUST BE BASED ON THE UTILITY'S DOCUMENTABLE COST.

CUSTOMER DEPOSIT RESIDENTIAL (Maximum \$50) \$50.00

COMMERCIAL & NON-RESIDENTIAL DEPOSIT 1/6TH OF ESTIMATED ANNUAL BILL

GOVERNMENTAL TESTING, INSPECTION AND COSTS SURCHARGE:
 WHEN AUTHORIZED IN WRITING BY PUC AND AFTER NOTICE TO CUSTOMERS, THE UTILITY MAY INCREASE RATES TO RECOVER INCREASED COSTS FOR INSPECTION FEES AND WATER TESTING. [16 TAC 24.21(b)(2)(F)]

LINE EXTENSION AND CONSTRUCTION CHARGES:
 REFER TO SECTION 3.0--EXTENSION POLICY FOR TERMS, CONDITIONS, AND CHARGES WHEN NEW CONSTRUCTION IS NECESSARY TO PROVIDE SERVICE.

SECTION 1.0 – RATE SCHEDULE (Continued)

PURCHASED WATER/UNDERGROUND WATER DISTRICT FEE PASS THROUGH CLAUSE:

Changes in fees imposed by any wholesale water supplier or underground water district having jurisdiction over the Utility shall be passed through as an adjustment to the water gallonage charge according to the formula:

AG = G + B, where:

AG = adjusted gallonage charge, rounded to the nearest one cent

G = approved per 1,000 gallon gallonage charge

B = change in district fee (per 1,000 gallons)

To implement or modify the Purchased Water/Underground Water District Fee, the utility must comply with all notice and other requirements of 16 TAC § 24.21(b)(2)(C).



SEWER UTILITY TARIFF
Docket Number: 46009

Crystal Springs Water Company, Inc.
(Utility Name)

P.O. Box 603
(Business Address)

Porter, Texas 77365
(City, State, Zip Code)

(281) 354-5141
(Area Code/Telephone)

This tariff is effective for utility operations under the following Certificate of Convenience and Necessity:

20906

This tariff is effective in the following county:

Montgomery

This tariff is effective in the following cities or unincorporated towns (if any):

None

This tariff is effective in the following subdivisions or systems:

Timberland WQ0014081001, Lilliput Farms WQ0015298001

Forest Trace Subdivision; WQ0015261001, Ponderosa Pines WQ0015349001

TABLE OF CONTENTS

The above utility lists the following sections of its tariff (if additional pages are needed for a section, all pages should be numbered consecutively):

SECTION 1.0 -- RATE SCHEDULE.....	2
SECTION 2.0 -- SERVICE RULES AND POLICIES.....	4
SECTION 3.0 -- EXTENSION POLICY	9

SECTION 1.0 - RATE SCHEDULE

Section 1.01--Rates

<u>Meter Size</u>	<u>Monthly Minimum Charge</u>	<u>Gallonage Charge</u>
5/8" or 3/4"	\$30.00 (Includes 0 gallons)	\$2.50 per 1,000 gallons
1"	\$50.00	

FORM OF PAYMENT: The utility will accept the following forms of payment:

Cash X, Check X, Money Order X, Credit Card , Other (specify)

THE UTILITY MAY REQUIRE EXACT CHANGE FOR PAYMENTS AND MAY REFUSE TO ACCEPT PAYMENTS MADE USING MORE THAN \$1.00 IN SMALL COINS. A WRITTEN RECEIPT WILL BE GIVEN FOR CASH PAYMENTS.

REGULATORY ASSESSMENT 1.0%

PUC RULES REQUIRE THE UTILITY TO COLLECT A FEE OF ONE PERCENT OF THE RETAIL MONTHLY BILL AND TO REMIT TO THE TCEQ.

Section 1.02 - Miscellaneous Fees

TAP FEE \$600.00

TAP FEE COVERS THE UTILITY'S COSTS FOR MATERIALS AND LABOR TO INSTALL A STANDARD RESIDENTIAL CONNECTION. AN ADDITIONAL FEE TO COVER UNIQUE COSTS IS PERMITTED IF LISTED ON THIS TARIFF.

TAP FEE (Large Connection Tap) Actual Cost

TAP FEE IS THE UTILITY'S ACTUAL COST FOR MATERIALS AND LABOR FOR TAP SIZE INSTALLED.

RECONNECTION FEE

THE RECONNECT FEE MUST BE PAID BEFORE SERVICE CAN BE RESTORED TO A CUSTOMER WHO HAS BEEN DISCONNECTED FOR THE FOLLOWING REASONS (OR OTHER REASONS LISTED UNDER SECTION 2.0 OF THIS TARIFF):

- a) Non payment of bill (Maximum \$25.00) \$25.00
- b) Customer's request that service be disconnected \$25.00

TRANSFER FEE \$25.00

THE TRANSFER FEE WILL BE CHARGED FOR CHANGING AN ACCOUNT NAME AT THE SAME SERVICE LOCATION WHEN THE SERVICE IS NOT DISCONNECTED.

LATE CHARGE (EITHER \$5.00 OR 10% OF THE BILL) \$5.00

COMMISSION RULES ALLOW A ONE-TIME PENALTY TO BE CHARGED ON DELINQUENT BILLS. A LATE CHARGE MAY NOT BE APPLIED TO ANY BALANCE TO WHICH THE PENALTY WAS APPLIED IN A PREVIOUS BILLING.

RETURNED CHECK CHARGE \$25.00

RETURNED CHECK CHARGES MUST BE BASED ON THE UTILITY'S DOCUMENTABLE COST.

SECTION 1.0 - RATE SCHEDULE (CONT.)

CUSTOMER DEPOSIT RESIDENTIAL (Maximum \$50).....\$50.00

COMMERCIAL & NON-RESIDENTIAL DEPOSIT 1/6TH OF ESTIMATED ANNUAL BILL

GOVERNMENTAL TESTING, INSPECTION AND COSTS SURCHARGE:

WHEN AUTHORIZED IN WRITING BY PUC AND AFTER NOTICE TO CUSTOMERS, THE UTILITY MAY INCREASE RATES TO RECOVER INCREASED COSTS FOR INSPECTION FEES AND TESTING. [16 TAC 24.21(k)(2)]

LINE EXTENSION AND CONSTRUCTION CHARGES:

REFER TO SECTION 3.0--EXTENSION POLICY FOR TERMS, CONDITIONS, AND CHARGES WHEN NEW CONSTRUCTION IS NECESSARY TO PROVIDE SERVICE.

ATTACHMENT "G"

**HISTORICAL FINANCIAL INFORMATION
(FILED CONFIDENTIALLY)**

CRYSTAL SPRINGS WATER CO., INC.

ATTACHMENT "H"

PRO FORMA

CRYSTAL SPRINGS WATER CO., INC.

**FINANCIAL ASSUMPTIONS AND DATA
FOR CCN AMENDMENT APPLICATION
FOR WHITE ROCK DEVELOPMENT
BY CRYSTAL SPRINGS WATER CO., INC.**

INCOME AND EXPENSE

Development Rate, New Connections/Month =	21.0					
Maximum Number of Connections =	3,655					
AVERAGE ANNUAL WATER USE/EQUIV. CONN. =	200	GAL/DAY				
AVERAGE ANNUAL WATER USE/EQUIV. CONN. =	6,000	GAL/MONTH				
BASE WATER RATE =	\$43.80	Gal Included	-	Plus	\$3.33	/1000 GAL
WATER CONSERVATION RATE =	\$0.00	Gal In Excess of	-	-		Gal/Month
SEWER RATE =	\$30.00	Gal Included	ALL		\$2.50	
EXCESS SEWER USE RATE =	\$0.00	/Gal in Excess of	-			Gal/Month
AVERAGE MONTHLY WATER/SEWER BILL/CONN. =	\$108.78					
Water Tap Fee =	\$900.00					
Sewer Tap Fee =	\$600.00					
BAD DEBTS =	1.00%	OF SALES				
CAPITAL INVESTMENT SCHEDULE (CUMMULATIVE)		FY0	FY1	FY2	FY3	FY4
WATER PLANT CONSTRUCTION COST =		\$787,500	\$1,023,750	\$1,076,250	\$1,286,250	\$2,152,500
WWTP CONSTRUCTION COST =		\$1,312,500	\$1,312,500	\$1,312,500	\$1,312,500	\$1,312,500
WATER DISTRIBUTION SYSTEM CONSTRUCTION COST =		\$250,000	\$500,000	\$750,000	\$1,000,000	\$1,250,000
SEWAGE COLLECTION SYSTEM CONSTRUCTION COST =		\$750,000	\$1,500,000	\$2,250,000	\$3,000,000	\$3,750,000
TOTAL SYSTEM CONSTRUCTION COST =		\$3,100,000	\$4,336,250	\$5,388,750	\$6,598,750	\$8,465,000
CONTRIBUTIONS IN AID OF CONSTRUCTION =		\$0	\$0	\$0	\$0	\$0
NET SYSTEM CAPITAL COST TO UTILITY =		\$3,100,000	\$4,336,250	\$5,388,750	\$6,598,750	\$8,465,000
SALVAGE VALUE =		\$0	\$0	\$0	\$0	\$0
AVG LIFE, YEARS =		48	48	48	48	48
DEPRECIATION/MONTH =		\$5,382	\$7,528	\$9,355	\$11,456	\$14,696

VARIABLE OPERATING COSTS

EMPLOYEE SALARIES =	\$2,000	/Mo. Plus	\$3.00	/CONNECTION
OFFICE EXPENSE COST =	\$1,000	/Mo. Plus	\$1.00	/CONNECTION
CUSTOMER BILLING/COLLECTION COST =	\$250	/Mo. Plus	\$3.00	/CONNECTION
OPERATOR COST =	\$2,000	/Mo. Plus	\$2.00	/CONNECTION
VEHICLE & EQUIPMENT COST =	\$1,000	/Mo. Plus	\$1.00	/CONNECTION
ELEC. COST =	\$1,000	/Mo. Plus	\$5.00	/CONNECTION
CHEMICAL COST =	\$100	/Mo. Plus	\$2.00	/CONNECTION
SLUDGE DISPOSAL COST =	\$1,000	/Mo. Plus	\$2.50	/CONNECTION
TCEQ PERMIT & LAB FEES =	\$100	/Mo. Plus	\$1.00	/CONNECTION
REPAIR COST/MO., % CAP =	0.10%	Of Invested Capital		
RESERVE ACCT DEPOSIT/MO., % CAP =	0.10%	Of Invested Capital		

FIXED OPERATING COSTS

LABORATORY COST =	\$500	/Mo. Plus	\$1.00	/CONNECTION
PROFESSIONAL FEES =	\$500	/Mo. Plus	\$1.00	/CONNECTION
EFFECTIVE LOCAL TAX RATE =	\$0.75	/\$100		
LIAB/PROP INSURANCE =	\$0.75	/\$100		

Fiscal Year	Seasonal Use Multiplier	Projected Use Gal/Day	Projected Monthly Cost for Water/Sewer	Projected Monthly Bill (*)
1	JAN	0.65	130 \$	97.29
2	FEB	0.65	130 \$	95.02
3	MAR	0.75	150 \$	100.91
4	APR	1.00	200 \$	108.78
5	MAY	1.20	240 \$	117.18
6	JUN	1.35	270 \$	121.02
7	JUL	1.35	270 \$	122.60
8	AUG	1.35	270 \$	122.60
9	SEP	1.20	240 \$	115.78
10	OCT	1.10	220 \$	113.56
11	NOV	0.75	150 \$	100.04
12	DEC	0.65	130 \$	97.29
SUMMATION		12.00	200.00	\$1,312.06
				\$1,325.19

(*) Including 1% TCEQ Regulatory Assessment (Sales Tax)

**PROJECTED INCOME & EXPENSE STATEMENT
FOR CCN AMENDMENT APPLICATION
FOR WHITE ROCK DEVELOPMENT
BY CRYSTAL SPRINGS WATER CO., INC.**

FISCAL YEAR 1 -2022

	JAN	FEB	MAR	APR	MAY	JUN	JUL	AUG	SEP	OCT	NOV	DEC	TOTAL
TOTAL ON-LINE CONNECTIONS.	21.0	42.0	63.0	84.0	105.0	126.0	147.0	168.0	189.0	210.0	231.0	252.0	1,638
Seasonal Multiplier, mo. avg/ annual avg	0.65	0.65	0.75	1.00	1.20	1.35	1.35	1.35	1.20	1.10	0.75	0.65	12.00
Monthly Water Use/Customer, Gal	4,030	3,640	4,650	6,000	7,440	8,100	8,370	8,370	7,200	6,820	4,500	4,030	
Monthly Water Use in Base Rate, Gal	-	-	-	-	-	-	-	-	-	-	-	-	
Monthly Water Use Subject to Water Charge, Gal	4,030	3,640	4,650	6,000	7,440	8,100	8,370	8,370	7,200	6,820	4,500	4,030	
Monthly Water Income Per Customer, \$	\$ 57.22	\$ 55.92	\$ 59.28	\$ 63.78	\$ 68.58	\$ 70.77	\$ 71.67	\$ 71.67	\$ 67.78	\$ 66.51	\$ 58.79	\$ 57.22	\$ 769.19
Monthly Sewer Use in Base Rate, Gal	-	-	-	-	-	-	-	-	-	-	-	-	
Monthly Sewer Use Subject to Sewer Charge, Gal	-	-	-	-	-	-	-	-	-	-	-	-	
Monthly Sewer Income Per Customer, \$	\$ 40.08	\$ 39.10	\$ 41.63	\$ 45.00	\$ 48.60	\$ 50.25	\$ 50.93	\$ 50.93	\$ 48.00	\$ 47.05	\$ 41.25	\$ 40.08	\$ 542.88
Monthly Water Bill, \$	\$ 97.29	\$ 95.02	\$ 100.91	\$ 108.78	\$ 117.18	\$ 121.02	\$ 122.60	\$ 122.60	\$ 115.78	\$ 113.56	\$ 100.04	\$ 97.29	\$ 1,312.06
Total Monthly Water Pumped, Gal	84,630	152,880	292,950	504,000	781,200	1,020,600	1,230,390	1,406,160	1,360,800	1,432,200	1,039,500	1,015,560	10,320,870
GROSS WATER/SEWER USE INCOME	\$2,043	\$3,991	\$6,357	\$9,138	\$12,303	\$15,249	\$18,022	\$20,566	\$21,882	\$23,848	\$23,108	\$24,518	\$181,055
RESERVE FOR BAD DEBTS	\$20	\$40	\$64	\$91	\$123	\$152	\$180	\$206	\$219	\$238	\$231	\$245	\$1,811
WATER/SEWER INCOME (ADJUSTED)	\$2,023	\$3,951	\$6,294	\$9,046	\$12,180	\$15,096	\$17,842	\$20,390	\$21,663	\$23,609	\$22,877	\$24,273	\$179,245
TAP FEE INCOME	\$60,000	\$31,500	\$31,500	\$31,500	\$31,500	\$31,500	\$31,500	\$31,500	\$31,500	\$31,500	\$31,500	\$31,500	\$406,500
TOTAL MONTHLY INCOME	\$62,023	\$35,451	\$37,794	\$40,546	\$43,680	\$46,596	\$49,342	\$51,890	\$53,163	\$55,109	\$54,377	\$55,773	\$585,745
EXPENSE													
GENERAL & ADMINISTRATIVE													
OFFICE EXPENSE	\$1,021	\$1,042	\$1,063	\$1,084	\$1,105	\$1,126	\$1,147	\$1,168	\$1,189	\$1,210	\$1,231	\$1,252	\$13,638
EMPLOYEE SALARIES	\$2,063	\$2,126	\$2,189	\$2,252	\$2,315	\$2,378	\$2,441	\$2,504	\$2,567	\$2,630	\$2,693	\$2,756	\$28,914
PROFESSIONAL FEES	\$521	\$542	\$563	\$584	\$605	\$626	\$647	\$668	\$689	\$710	\$731	\$752	\$7,638
INSURANCE	\$1,938	\$1,938	\$1,938	\$1,938	\$1,938	\$1,938	\$1,938	\$1,938	\$1,938	\$1,938	\$1,938	\$1,938	\$23,250
ADVALOREM TAXES	\$1,938	\$1,938	\$1,938	\$1,938	\$1,938	\$1,938	\$1,938	\$1,938	\$1,938	\$1,938	\$1,938	\$1,938	\$23,250
TCEQ PERMIT FEES	\$121	\$142	\$163	\$184	\$205	\$226	\$247	\$268	\$289	\$310	\$331	\$352	\$2,838
MONTHLY G&A	\$7,601	\$7,727	\$7,853	\$7,979	\$8,105	\$8,231	\$8,357	\$8,483	\$8,609	\$8,735	\$8,861	\$8,987	\$99,528
OPERATIONS													
OPERATOR COST	\$2,042	\$2,084	\$2,126	\$2,168	\$2,210	\$2,252	\$2,294	\$2,336	\$2,378	\$2,420	\$2,462	\$2,504	\$27,276
VEHICLE & EQUIPMENT COST	\$1,021	\$1,042	\$1,063	\$1,084	\$1,105	\$1,126	\$1,147	\$1,168	\$1,189	\$1,210	\$1,231	\$1,252	\$13,638
CUSTOMER BILLING COST	\$313	\$376	\$439	\$502	\$565	\$628	\$691	\$754	\$817	\$880	\$943	\$1,006	\$7,914
ELECTRICITY	\$1,105	\$1,210	\$1,315	\$1,420	\$1,525	\$1,630	\$1,735	\$1,840	\$1,945	\$2,050	\$2,155	\$2,260	\$20,190
CHEMICAL COST	\$142	\$184	\$226	\$268	\$310	\$352	\$394	\$436	\$478	\$520	\$562	\$604	\$4,476
SLUDGE DISPOSAL COST	\$1,053	\$1,105	\$1,158	\$1,210	\$1,263	\$1,315	\$1,368	\$1,420	\$1,473	\$1,525	\$1,578	\$1,630	\$16,095
TAP MAT'L & FIELD LABOR COST	\$60,000	\$31,500	\$31,500	\$31,500	\$31,500	\$31,500	\$31,500	\$31,500	\$31,500	\$31,500	\$31,500	\$31,500	\$406,500
REPAIR COSTS	\$3,100	\$3,100	\$3,100	\$3,100	\$3,100	\$3,100	\$3,100	\$3,100	\$3,100	\$3,100	\$3,100	\$3,100	\$37,200
CONTRIBUTION TO RESERVE ACCT	\$3,100	\$3,100	\$3,100	\$3,100	\$3,100	\$3,100	\$3,100	\$3,100	\$3,100	\$3,100	\$3,100	\$3,100	\$37,200
MONTHLY O & M COST	\$71,876	\$43,701	\$44,027	\$44,352	\$44,678	\$45,003	\$45,329	\$45,654	\$45,980	\$46,305	\$46,631	\$46,956	\$570,489
TOTAL MONTHLY EXPENSE	\$79,477	\$51,428	\$51,880	\$52,331	\$52,783	\$53,234	\$53,686	\$54,137	\$54,589	\$55,040	\$55,492	\$55,943	\$670,017
NET INCOME OR EXPENSE/MONTH	(\$17,454)	(\$15,977)	(\$14,086)	(\$11,785)	(\$9,102)	(\$6,638)	(\$4,344)	(\$2,247)	(\$1,426)	\$69	(\$1,114)	(\$170)	(\$84,272)

**PROJECTED INCOME & EXPENSE STATEMENT
FOR CCN AMENDMENT APPLICATION
FOR WHITE ROCK DEVELOPMENT
BY CRYSTAL SPRINGS WATER CO., INC.**

FISCAL YEAR 2 - 2023

	JAN	FEB	MAR	APR	MAY	JUN	JUL	AUG	SEP	OCT	NOV	DEC	TOTAL
TOTAL ON-LINE EQUIVALENT CONN.	273	294	315	336	357	378	399	420	441	462	483	504	4,662
Seasonal Multiplier, mo. avg/ annual avg	0.65	0.65	0.75	1.00	1.20	1.35	1.35	1.35	1.20	1.10	0.75	0.65	12.00
Monthly Water Use/Customer, Gal	4,030	3,640	4,650	6,000	7,440	8,100	8,370	8,370	7,200	6,820	4,500	4,030	
Monthly Water Use in Base Rate, Gal	-	-	-	-	-	-	-	-	-	-	-	-	
Monthly Water Use Subject to Surcharge, Gal	4,030	3,640	4,650	6,000	7,440	8,100	8,370	8,370	7,200	6,820	4,500	4,030	
Monthly Water Income Per Customer, \$	\$ 57.22	\$ 55.92	\$ 59.28	\$ 63.78	\$ 68.58	\$ 70.77	\$ 71.67	\$ 71.67	\$ 67.78	\$ 66.51	\$ 58.79	\$ 57.22	\$ 769.19
Monthly Sewer Use in Base Rate, Gal	ALL	ALL	ALL	ALL	ALL	ALL	ALL	ALL	ALL	ALL	ALL	ALL	
Monthly Sewer Use Subject to Sewer Charge, Gal	4,030	3,640	4,650	6,000	7,440	8,100	8,370	8,370	7,200	6,820	4,500	4,030	
Monthly Sewer Income Per Customer, \$	\$ 30.00	\$ 30.00	\$ 30.00	\$ 30.00	\$ 30.00	\$ 30.00	\$ 30.00	\$ 30.00	\$ 30.00	\$ 30.00	\$ 30.00	\$ 30.00	\$ 360.00
Monthly Water Bill, \$	\$ 87.22	\$ 85.92	\$ 89.28	\$ 93.78	\$ 98.58	\$ 100.77	\$ 101.67	\$ 101.67	\$ 97.78	\$ 96.51	\$ 88.79	\$ 87.22	\$ 1,129.19
Total Monthly Water Pumped, Gal	1,100,190	1,070,160	1,464,750	2,016,000	2,656,080	3,061,800	3,339,630	3,515,400	3,175,200	3,150,840	2,173,500	2,031,120	28,754,670
GROSS WATER/SEWER USE INCOME	\$23,811	\$25,261	\$28,125	\$31,510	\$35,191	\$38,092	\$40,567	\$42,702	\$43,119	\$44,588	\$42,883	\$43,959	\$439,809
RESERVE FOR BAD DEBTS	\$238	\$253	\$281	\$315	\$352	\$381	\$406	\$427	\$431	\$446	\$429	\$440	\$4,398
WATER/SEWER INCOME (ADJUSTED)	\$23,573	\$25,008	\$27,843	\$31,195	\$34,839	\$37,711	\$40,161	\$42,275	\$42,688	\$44,142	\$42,454	\$43,519	\$435,411
TAP FEE INCOME	\$31,500	\$31,500	\$31,500	\$31,500	\$31,500	\$31,500	\$31,500	\$31,500	\$31,500	\$31,500	\$31,500	\$31,500	\$378,000
TOTAL MONTHLY INCOME	\$55,073	\$56,508	\$59,343	\$62,695	\$66,339	\$69,211	\$71,661	\$73,775	\$74,188	\$75,642	\$73,954	\$75,019	\$813,411
EXPENSE													
GENERAL & ADMINISTRATIVE													
OFFICE EXPENSE	\$1,273	\$1,294	\$1,315	\$1,336	\$1,357	\$1,378	\$1,399	\$1,420	\$1,441	\$1,462	\$1,483	\$1,504	\$16,662
EMPLOYEE SALARIES	\$2,819	\$2,882	\$2,945	\$3,008	\$3,071	\$3,134	\$3,197	\$3,260	\$3,323	\$3,386	\$3,449	\$3,512	\$37,986
PROFESSIONAL FEES	\$773	\$794	\$815	\$836	\$857	\$878	\$899	\$920	\$941	\$962	\$983	\$1,004	\$10,662
INSURANCE	\$2,710	\$2,710	\$2,710	\$2,710	\$2,710	\$2,710	\$2,710	\$2,710	\$2,710	\$2,710	\$2,710	\$2,710	\$32,522
ADVLOREM TAXES	\$2,710	\$2,710	\$2,710	\$2,710	\$2,710	\$2,710	\$2,710	\$2,710	\$2,710	\$2,710	\$2,710	\$2,710	\$32,522
TCEQ PERMIT FEES	\$373	\$394	\$415	\$436	\$457	\$478	\$499	\$520	\$541	\$562	\$583	\$604	\$5,862
TOTAL G&A	\$10,658	\$10,784	\$10,910	\$11,036	\$11,162	\$11,288	\$11,414	\$11,540	\$11,666	\$11,792	\$11,918	\$12,044	\$136,216
OPERATIONS													
OPERATOR COST	\$2,546	\$2,588	\$2,630	\$2,672	\$2,714	\$2,756	\$2,798	\$2,840	\$2,882	\$2,924	\$2,966	\$3,008	\$33,324
VEHICLE & EQUIPMENT COST	\$1,273	\$1,294	\$1,315	\$1,336	\$1,357	\$1,378	\$1,399	\$1,420	\$1,441	\$1,462	\$1,483	\$1,504	\$16,662
CUSTOMER BILLING COST	\$1,069	\$1,132	\$1,195	\$1,258	\$1,321	\$1,384	\$1,447	\$1,510	\$1,573	\$1,636	\$1,699	\$1,762	\$16,986
ELECTRICITY	\$2,365	\$2,470	\$2,575	\$2,680	\$2,785	\$2,890	\$2,995	\$3,100	\$3,205	\$3,310	\$3,415	\$3,520	\$35,310
CHEMICAL COST	\$646	\$688	\$730	\$772	\$814	\$856	\$898	\$940	\$982	\$1,024	\$1,066	\$1,108	\$10,524
SLUDGE DISPOSAL COST	\$1,683	\$1,735	\$1,788	\$1,840	\$1,893	\$1,945	\$1,998	\$2,050	\$2,103	\$2,155	\$2,208	\$2,260	\$23,655
TAP MAT'L & FIELD LABOR COST	\$31,500	\$31,500	\$31,500	\$31,500	\$31,500	\$31,500	\$31,500	\$31,500	\$31,500	\$31,500	\$31,500	\$31,500	\$378,000
REPAIR COSTS	\$4,336	\$4,336	\$4,336	\$4,336	\$4,336	\$4,336	\$4,336	\$4,336	\$4,336	\$4,336	\$4,336	\$4,336	\$52,035
CONTRIBUTION TO RESERVE ACCT	\$4,336	\$4,336	\$4,336	\$4,336	\$4,336	\$4,336	\$4,336	\$4,336	\$4,336	\$4,336	\$4,336	\$4,336	\$52,035
MONTHLY O & M COST	\$49,754	\$50,080	\$50,405	\$50,731	\$51,056	\$51,382	\$51,707	\$52,033	\$52,358	\$52,684	\$53,009	\$53,335	\$618,531
TOTAL MONTHLY EXPENSE	\$60,412	\$60,864	\$61,315	\$61,767	\$62,218	\$62,670	\$63,121	\$63,573	\$64,024	\$64,476	\$64,927	\$65,379	\$754,747
NET INCOME OR EXPENSE/MONTH	(\$5,339)	(\$4,356)	(\$1,972)	\$928	\$4,121	\$6,541	\$8,540	\$10,202	\$10,164	\$11,166	\$9,027	\$9,640	\$58,664

**PROJECTED INCOME & EXPENSE STATEMENT
FOR CCN AMENDMENT APPLICATION
FOR WHITE ROCK DEVELOPMENT
BY CRYSTAL SPRINGS WATER CO., INC.**

FISCAL YEAR 3 - 2024

	JAN	FEB	MAR	APR	MAY	JUN	JUL	AUG	SEP	OCT	NOV	DEC	TOTAL
TOTAL ON-LINE EQUIVALENT CONN.	525	546	567	588	609	630	651	672	693	714	735	756	7,686
Seasonal Multiplier, mo. avg/ annual avg	0.65	0.65	0.75	1.00	1.20	1.35	1.35	1.35	1.20	1.10	0.75	0.65	12.00
Monthly Water Use/Customer, Gal	4,030	3,640	4,650	6,000	7,440	8,100	8,370	8,370	7,200	6,820	4,500	4,030	
Monthly Water Use in Base Rate, Gal	-	-	-	-	-	-	-	-	-	-	-	-	
Monthly Water Use Subject to Surcharge, Gal	4,030	3,640	4,650	6,000	7,440	8,100	8,370	8,370	7,200	6,820	4,500	4,030	
Monthly Water Income Per Customer, \$	\$ 57.22	\$ 55.92	\$ 59.28	\$ 63.78	\$ 68.58	\$ 70.77	\$ 71.67	\$ 71.67	\$ 67.78	\$ 66.51	\$ 58.79	\$ 57.22	\$ 769.19
Monthly Sewer Use in Base Rate, Gal	ALL	ALL	ALL	ALL	ALL	ALL	ALL	ALL	ALL	ALL	ALL	ALL	
Monthly Sewer Use Subject to Sewer Charge, Gal	4,030	3,640	4,650	6,000	7,440	8,100	8,370	8,370	7,200	6,820	4,500	4,030	
Monthly Sewer Income Per Customer, \$	\$ 40.08	\$ 39.10	\$ 41.63	\$ 45.00	\$ 48.60	\$ 50.25	\$ 50.93	\$ 50.93	\$ 48.00	\$ 47.05	\$ 41.25	\$ 40.08	\$ 542.88
Monthly Water Bill, \$	\$ 97.29	\$ 95.02	\$ 100.91	\$ 108.78	\$ 117.18	\$ 121.02	\$ 122.60	\$ 122.60	\$ 115.78	\$ 113.56	\$ 100.04	\$ 97.29	\$ 1,312.06
Total Monthly Water Pumped, Gal	2,115,750	1,987,440	2,636,550	3,528,000	4,530,960	5,103,000	5,448,870	5,624,640	4,989,600	4,869,480	3,307,500	3,046,680	47,188,470
GROSS WATER/SEWER USE INCOME	\$51,080	\$51,882	\$57,216	\$63,963	\$71,360	\$76,244	\$79,811	\$82,385	\$80,233	\$81,082	\$73,526	\$73,555	\$842,336
RESERVE FOR BAD DEBTS	\$511	\$519	\$572	\$640	\$714	\$762	\$798	\$824	\$802	\$811	\$735	\$736	\$8,423
WATER/SEWER INCOME (ADJUSTED)	\$50,569	\$51,363	\$56,644	\$63,323	\$70,646	\$75,482	\$79,013	\$81,561	\$79,430	\$80,271	\$72,790	\$72,819	\$833,912
TAP FEE INCOME	\$31,500	\$31,500	\$31,500	\$31,500	\$31,500	\$31,500	\$31,500	\$31,500	\$31,500	\$31,500	\$31,500	\$31,500	\$378,000
TOTAL MONTHLY INCOME	\$82,069	\$82,863	\$88,144	\$94,823	\$102,146	\$106,982	\$110,513	\$113,061	\$110,930	\$111,771	\$104,290	\$104,319	\$1,211,912
EXPENSE													
GENERAL & ADMINISTRATIVE													
OFFICE EXPENSE	\$1,525	\$1,546	\$1,567	\$1,588	\$1,609	\$1,630	\$1,651	\$1,672	\$1,693	\$1,714	\$1,735	\$1,756	\$19,686
EMPLOYEE SALARIES	\$3,575	\$3,638	\$3,701	\$3,764	\$3,827	\$3,890	\$3,953	\$4,016	\$4,079	\$4,142	\$4,205	\$4,268	\$47,058
PROFESSIONAL FEES	\$1,025	\$1,046	\$1,067	\$1,088	\$1,109	\$1,130	\$1,151	\$1,172	\$1,193	\$1,214	\$1,235	\$1,256	\$13,686
INSURANCE	\$3,368	\$3,368	\$3,368	\$3,368	\$3,368	\$3,368	\$3,368	\$3,368	\$3,368	\$3,368	\$3,368	\$3,368	\$40,416
ADVA LOREM TAXES	\$3,368	\$3,368	\$3,368	\$3,368	\$3,368	\$3,368	\$3,368	\$3,368	\$3,368	\$3,368	\$3,368	\$3,368	\$40,416
TCEQ PERMIT FEES	\$625	\$646	\$667	\$688	\$709	\$730	\$751	\$772	\$793	\$814	\$835	\$856	\$8,886
TOTAL G&A	\$13,486	\$13,612	\$13,738	\$13,864	\$13,990	\$14,116	\$14,242	\$14,368	\$14,494	\$14,620	\$14,746	\$14,872	\$170,147
OPERATIONS													
OPERATOR COST	\$3,050	\$3,092	\$3,134	\$3,176	\$3,218	\$3,260	\$3,302	\$3,344	\$3,386	\$3,428	\$3,470	\$3,512	\$39,372
VEHICLE & EQUIPMENT COST	\$1,525	\$1,546	\$1,567	\$1,588	\$1,609	\$1,630	\$1,651	\$1,672	\$1,693	\$1,714	\$1,735	\$1,756	\$19,686
CUSTOMER BILLING COST	\$1,825	\$1,888	\$1,951	\$2,014	\$2,077	\$2,140	\$2,203	\$2,266	\$2,329	\$2,392	\$2,455	\$2,518	\$26,058
ELECTRICITY	\$3,625	\$3,730	\$3,835	\$3,940	\$4,045	\$4,150	\$4,255	\$4,360	\$4,465	\$4,570	\$4,675	\$4,780	\$50,430
CHEMICAL COST	\$1,150	\$1,192	\$1,234	\$1,276	\$1,318	\$1,360	\$1,402	\$1,444	\$1,486	\$1,528	\$1,570	\$1,612	\$16,572
SLUDGE DISPOSAL COST	\$2,313	\$2,365	\$2,418	\$2,470	\$2,523	\$2,575	\$2,628	\$2,680	\$2,733	\$2,785	\$2,838	\$2,890	\$31,215
TAP MAT'L & FIELD LABOR COST	\$31,500	\$31,500	\$31,500	\$31,500	\$31,500	\$31,500	\$31,500	\$31,500	\$31,500	\$31,500	\$31,500	\$31,500	\$378,000
REPAIR COSTS	\$5,389	\$5,389	\$5,389	\$5,389	\$5,389	\$5,389	\$5,389	\$5,389	\$5,389	\$5,389	\$5,389	\$5,389	\$64,665
CONTRIBUTION TO RESERVE ACCT	\$5,389	\$5,389	\$5,389	\$5,389	\$5,389	\$5,389	\$5,389	\$5,389	\$5,389	\$5,389	\$5,389	\$5,389	\$64,665
MONTHLY O & M COST	\$55,765	\$56,091	\$56,416	\$56,742	\$57,067	\$57,393	\$57,718	\$58,044	\$58,369	\$58,695	\$59,020	\$59,346	\$690,663
TOTAL MONTHLY EXPENSE	\$69,251	\$69,702	\$70,154	\$70,605	\$71,057	\$71,508	\$71,960	\$72,411	\$72,863	\$73,314	\$73,766	\$74,217	\$860,810
NET INCOME OR EXPENSE/MONTH	\$12,818	\$13,160	\$17,990	\$24,218	\$31,089	\$35,474	\$38,553	\$40,650	\$38,068	\$38,457	\$30,525	\$30,102	\$351,102

**PROJECTED INCOME & EXPENSE STATEMENT
FOR CCN AMENDMENT APPLICATION
FOR WHITE ROCK DEVELOPMENT
BY CRYSTAL SPRINGS WATER CO., INC.**

FISCAL YEAR 4 - 2025

	JAN	FEB	MAR	APR	MAY	JUN	JUL	AUG	SEP	OCT	NOV	DEC	TOTAL
TOTAL ON-LINE EQUIVALENT CONN.	777	798	819	840	861	882	903	924	945	966	987	1,008	10,710
Seasonal Multiplier, mo. avg/ annual avg	0.65	0.65	0.75	1.00	1.20	1.35	1.35	1.35	1.20	1.10	0.75	0.65	12.00
Monthly Water Use/Customer, Gal	4,030	3,640	4,650	6,000	7,440	8,100	8,370	8,370	7,200	6,820	4,500	4,030	
Monthly Water Use in Base Rate, Gal	-	-	-	-	-	-	-	-	-	-	-	-	
Monthly Water Use Subject to Surcharge, Gal	4,030	3,640	4,650	6,000	7,440	8,100	8,370	8,370	7,200	6,820	4,500	4,030	
Monthly Water Income Per Customer, \$	\$ 57.22	\$ 55.92	\$ 59.28	\$ 63.78	\$ 68.58	\$ 70.77	\$ 71.67	\$ 71.67	\$ 67.78	\$ 66.51	\$ 58.79	\$ 57.22	\$ 769.19
Monthly Sewer Use in Base Rate, Gal	ALL	ALL	ALL	ALL	ALL	ALL	ALL	ALL	ALL	ALL	ALL	ALL	
Monthly Sewer Use Subject to Sewer Charge, Gal	4,030	3,640	4,650	6,000	7,440	8,100	8,370	8,370	7,200	6,820	4,500	4,030	
Monthly Sewer Income Per Customer, \$	\$ 40.08	\$ 39.10	\$ 41.63	\$ 45.00	\$ 48.60	\$ 50.25	\$ 50.93	\$ 50.93	\$ 48.00	\$ 47.05	\$ 41.25	\$ 40.08	\$ 542.88
Monthly Water Bill, \$	\$ 97.29	\$ 95.02	\$ 100.91	\$ 108.78	\$ 117.18	\$ 121.02	\$ 122.60	\$ 122.60	\$ 115.78	\$ 113.56	\$ 100.04	\$ 97.29	\$ 1,312.06
Total Monthly Water Pumped, Gal	3,131,310	2,904,720	3,808,350	5,040,000	6,405,840	7,144,200	7,558,110	7,733,880	6,804,000	6,588,120	4,441,500	4,062,240	65,622,270
GROSS WATER/SEWER USE INCOME	\$75,598	\$75,827	\$82,645	\$91,375	\$100,888	\$106,742	\$110,705	\$113,280	\$109,408	\$109,700	\$98,735	\$98,073	\$1,172,976
RESERVE FOR BAD DEBTS	\$756	\$758	\$826	\$914	\$1,009	\$1,067	\$1,107	\$1,133	\$1,094	\$1,097	\$987	\$981	\$11,730
WATER/SEWER INCOME (ADJUSTED)	\$74,842	\$75,069	\$81,818	\$90,461	\$99,879	\$105,675	\$109,598	\$112,147	\$108,314	\$108,603	\$97,747	\$97,093	\$1,161,246
TAP FEE INCOME	\$31,500	\$31,500	\$31,500	\$31,500	\$31,500	\$31,500	\$31,500	\$31,500	\$31,500	\$31,500	\$31,500	\$31,500	\$378,000
TOTAL MONTHLY INCOME	\$106,342	\$106,569	\$113,318	\$121,961	\$131,379	\$137,175	\$141,098	\$143,647	\$139,814	\$140,103	\$129,247	\$128,593	\$1,539,246
EXPENSE													
GENERAL & ADMINISTRATIVE													
OFFICE EXPENSE	\$1,777	\$1,798	\$1,819	\$1,840	\$1,861	\$1,882	\$1,903	\$1,924	\$1,945	\$1,966	\$1,987	\$2,008	\$22,710
EMPLOYEE SALARIES	\$4,331	\$4,394	\$4,457	\$4,520	\$4,583	\$4,646	\$4,709	\$4,772	\$4,835	\$4,898	\$4,961	\$5,024	\$56,130
PROFESSIONAL FEES	\$1,277	\$1,298	\$1,319	\$1,340	\$1,361	\$1,382	\$1,403	\$1,424	\$1,445	\$1,466	\$1,487	\$1,508	\$16,710
INSURANCE	\$4,124	\$4,124	\$4,124	\$4,124	\$4,124	\$4,124	\$4,124	\$4,124	\$4,124	\$4,124	\$4,124	\$4,124	\$49,491
ADVALOREM TAXES	\$4,124	\$4,124	\$4,124	\$4,124	\$4,124	\$4,124	\$4,124	\$4,124	\$4,124	\$4,124	\$4,124	\$4,124	\$49,491
TCEQ PERMIT FEES	\$877	\$898	\$919	\$940	\$961	\$982	\$1,003	\$1,024	\$1,045	\$1,066	\$1,087	\$1,108	\$11,910
TOTAL G&A	\$16,510	\$16,636	\$16,762	\$16,888	\$17,014	\$17,140	\$17,266	\$17,392	\$17,518	\$17,644	\$17,770	\$17,896	\$206,441
OPERATIONS													
OPERATOR COST	\$3,554	\$3,596	\$3,638	\$3,680	\$3,722	\$3,764	\$3,806	\$3,848	\$3,890	\$3,932	\$3,974	\$4,016	\$45,420
VEHICLE & EQUIPMENT COST	\$1,777	\$1,798	\$1,819	\$1,840	\$1,861	\$1,882	\$1,903	\$1,924	\$1,945	\$1,966	\$1,987	\$2,008	\$22,710
CUSTOMER BILLING COST	\$2,581	\$2,644	\$2,707	\$2,770	\$2,833	\$2,896	\$2,959	\$3,022	\$3,085	\$3,148	\$3,211	\$3,274	\$35,130
ELECTRICITY	\$4,885	\$4,990	\$5,095	\$5,200	\$5,305	\$5,410	\$5,515	\$5,620	\$5,725	\$5,830	\$5,935	\$6,040	\$65,550
CHEMICAL COST	\$1,654	\$1,696	\$1,738	\$1,780	\$1,822	\$1,864	\$1,906	\$1,948	\$1,990	\$2,032	\$2,074	\$2,116	\$22,620
SLUDGE DISPOSAL COST	\$2,943	\$2,995	\$3,048	\$3,100	\$3,153	\$3,205	\$3,258	\$3,310	\$3,363	\$3,415	\$3,468	\$3,520	\$38,775
TAP MAT'L & FIELD LABOR COST	\$31,500	\$31,500	\$31,500	\$31,500	\$31,500	\$31,500	\$31,500	\$31,500	\$31,500	\$31,500	\$31,500	\$31,500	\$378,000
REPAIR COSTS	\$6,599	\$6,599	\$6,599	\$6,599	\$6,599	\$6,599	\$6,599	\$6,599	\$6,599	\$6,599	\$6,599	\$6,599	\$79,185
CONTRIBUTION TO RESERVE ACCT	\$6,599	\$6,599	\$6,599	\$6,599	\$6,599	\$6,599	\$6,599	\$6,599	\$6,599	\$6,599	\$6,599	\$6,599	\$79,185
MONTHLY O & M COST	\$62,091	\$62,417	\$62,742	\$63,068	\$63,393	\$63,719	\$64,044	\$64,370	\$64,695	\$65,021	\$65,346	\$65,672	\$766,575
TOTAL MONTHLY EXPENSE	\$78,601	\$79,053	\$79,504	\$79,956	\$80,407	\$80,859	\$81,310	\$81,762	\$82,213	\$82,665	\$83,116	\$83,568	\$973,016
NET INCOME OR EXPENSE/MONTH	\$27,741	\$27,516	\$33,814	\$42,006	\$50,972	\$56,316	\$59,788	\$61,885	\$57,601	\$57,438	\$46,131	\$45,025	\$566,230

**PROJECTED INCOME & EXPENSE STATEMENT
FOR CCN AMENDMENT APPLICATION
FOR WHITE ROCK DEVELOPMENT
BY CRYSTAL SPRINGS WATER CO., INC.**

FISCAL YEAR 5 - 2026

	JAN	FEB	MAR	APR	MAY	JUN	JUL	AUG	SEP	OCT	NOV	DEC	TOTAL
TOTAL ON-LINE EQUIVALENT CONN.	1,029	1,050	1,071	1,092	1,113	1,134	1,155	1,176	1,197	1,218	1,239	1,260	13,734
Seasonal Multiplier, mo. avg/ annual avg	0.65	0.65	0.75	1.00	1.20	1.35	1.35	1.35	1.20	1.10	0.75	0.65	12.00
Monthly Water Use/Customer, Gal	4,030	3,640	4,650	6,000	7,440	8,100	8,370	8,370	7,200	6,820	4,500	4,030	
Monthly Water Use in Base Rate, Gal	-	-	-	-	-	-	-	-	-	-	-	-	
Monthly Water Use Subject to Surcharge, Gc	4,030	3,640	4,650	6,000	7,440	8,100	8,370	8,370	7,200	6,820	4,500	4,030	
Monthly Water Income Per Customer, \$	\$ 57.22	\$ 55.92	\$ 59.28	\$ 63.78	\$ 68.58	\$ 70.77	\$ 71.67	\$ 71.67	\$ 67.78	\$ 66.51	\$ 58.79	\$ 57.22	\$ 769.19
Monthly Sewer Use in Base Rate, Gal	ALL	ALL	ALL	ALL	ALL	ALL	ALL	ALL	ALL	ALL	ALL	ALL	
Monthly Sewer Use Subject to Sewer Charge	4,030	3,640	4,650	6,000	7,440	8,100	8,370	8,370	7,200	6,820	4,500	4,030	
Monthly Sewer Income Per Customer, \$	\$ 40.08	\$ 39.10	\$ 41.63	\$ 45.00	\$ 48.60	\$ 50.25	\$ 50.93	\$ 50.93	\$ 48.00	\$ 47.05	\$ 41.25	\$ 40.08	\$ 542.88
Monthly Water Bill, \$	\$ 97.29	\$ 95.02	\$ 100.91	\$ 108.78	\$ 117.18	\$ 121.02	\$ 122.60	\$ 122.60	\$ 115.78	\$ 113.56	\$ 100.04	\$ 97.29	\$ 1,312.06
Total Monthly Water Pumped, Gal	4,146,870	3,822,000	4,980,150	6,552,000	8,280,720	9,185,400	9,667,350	9,843,120	8,618,400	8,306,760	5,575,500	5,077,800	84,056,070
GROSS WATER/SEWER USE INCOME	\$100,116	\$99,772	\$108,074	\$118,788	\$130,416	\$137,240	\$141,600	\$144,174	\$138,584	\$138,317	\$123,943	\$122,592	\$1,503,616
RESERVE FOR BAD DEBTS	\$1,001	\$998	\$1,081	\$1,188	\$1,304	\$1,372	\$1,416	\$1,442	\$1,386	\$1,383	\$1,239	\$1,226	\$15,036
WATER/SEWER INCOME (ADJUSTED)	\$99,115	\$98,775	\$106,993	\$117,600	\$129,112	\$135,868	\$140,184	\$142,732	\$137,198	\$136,934	\$122,704	\$121,366	\$1,488,580
TAP FEE INCOME	\$31,500	\$31,500	\$31,500	\$31,500	\$31,500	\$31,500	\$31,500	\$31,500	\$31,500	\$31,500	\$31,500	\$31,500	\$378,000
TOTAL MONTHLY INCOME	\$130,615	\$130,275	\$138,493	\$149,100	\$160,612	\$167,368	\$171,684	\$174,232	\$168,698	\$168,434	\$154,204	\$152,866	\$1,866,580
EXPENSE													
GENERAL & ADMINISTRATIVE													
OFFICE EXPENSE	\$2,029	\$2,050	\$2,071	\$2,092	\$2,113	\$2,134	\$2,155	\$2,176	\$2,197	\$2,218	\$2,239	\$2,260	\$25,734
EMPLOYEE SALARIES	\$5,087	\$5,150	\$5,213	\$5,276	\$5,339	\$5,402	\$5,465	\$5,528	\$5,591	\$5,654	\$5,717	\$5,780	\$65,202
PROFESSIONAL FEES	\$1,529	\$1,550	\$1,571	\$1,592	\$1,613	\$1,634	\$1,655	\$1,676	\$1,697	\$1,718	\$1,739	\$1,760	\$19,734
INSURANCE	\$5,291	\$5,291	\$5,291	\$5,291	\$5,291	\$5,291	\$5,291	\$5,291	\$5,291	\$5,291	\$5,291	\$5,291	\$63,488
AD VALOREM TAXES	\$5,291	\$5,291	\$5,291	\$5,291	\$5,291	\$5,291	\$5,291	\$5,291	\$5,291	\$5,291	\$5,291	\$5,291	\$63,488
TCEQ PERMIT FEES	\$1,129	\$1,150	\$1,171	\$1,192	\$1,213	\$1,234	\$1,255	\$1,276	\$1,297	\$1,318	\$1,339	\$1,360	\$14,934
TOTAL G&A	\$20,355	\$20,481	\$20,607	\$20,733	\$20,859	\$20,985	\$21,111	\$21,237	\$21,363	\$21,489	\$21,615	\$21,741	\$252,579
OPERATIONS													
OPERATOR COST	\$4,058	\$4,100	\$4,142	\$4,184	\$4,226	\$4,268	\$4,310	\$4,352	\$4,394	\$4,436	\$4,478	\$4,520	\$51,468
VEHICLE & EQUIPMENT COST	\$2,029	\$2,050	\$2,071	\$2,092	\$2,113	\$2,134	\$2,155	\$2,176	\$2,197	\$2,218	\$2,239	\$2,260	\$25,734
CUSTOMER BILLING COST	\$3,337	\$3,400	\$3,463	\$3,526	\$3,589	\$3,652	\$3,715	\$3,778	\$3,841	\$3,904	\$3,967	\$4,030	\$44,202
ELECTRICITY	\$6,145	\$6,250	\$6,355	\$6,460	\$6,565	\$6,670	\$6,775	\$6,880	\$6,985	\$7,090	\$7,195	\$7,300	\$80,670
CHEMICAL COST	\$2,158	\$2,200	\$2,242	\$2,284	\$2,326	\$2,368	\$2,410	\$2,452	\$2,494	\$2,536	\$2,578	\$2,620	\$28,668
SLUDGE DISPOSAL COST	\$3,573	\$3,625	\$3,678	\$3,730	\$3,783	\$3,835	\$3,888	\$3,940	\$3,993	\$4,045	\$4,098	\$4,150	\$46,335
TAP MAT'L & FIELD LABOR COST	\$31,500	\$31,500	\$31,500	\$31,500	\$31,500	\$31,500	\$31,500	\$31,500	\$31,500	\$31,500	\$31,500	\$31,500	\$378,000
REPAIR COSTS	\$8,465	\$8,465	\$8,465	\$8,465	\$8,465	\$8,465	\$8,465	\$8,465	\$8,465	\$8,465	\$8,465	\$8,465	\$101,580
CONTRIBUTION TO RESERVE ACCT	\$8,465	\$8,465	\$8,465	\$8,465	\$8,465	\$8,465	\$8,465	\$8,465	\$8,465	\$8,465	\$8,465	\$8,465	\$101,580
MONTHLY O & M COST	\$69,730	\$70,055	\$70,381	\$70,706	\$71,032	\$71,357	\$71,683	\$72,008	\$72,334	\$72,659	\$72,985	\$73,310	\$858,237
TOTAL MONTHLY EXPENSE	\$90,085	\$90,536	\$90,988	\$91,439	\$91,891	\$92,342	\$92,794	\$93,245	\$93,697	\$94,148	\$94,600	\$95,051	\$1,110,816
NET INCOME OR EXPENSE/MONTH	\$40,531	\$39,738	\$47,506	\$57,661	\$68,721	\$75,025	\$78,890	\$80,987	\$75,001	\$74,285	\$59,604	\$57,814	\$755,764

**SUMMARY OF INCOME & EXPENSE
FOR CCN AMENDMENT APPLICATION
FOR WHITE ROCK DEVELOPMENT
BY CRYSTAL SPRINGS WATER CO., INC.**

PROJECTED INCOME & EXPENSE PROJECTIONS

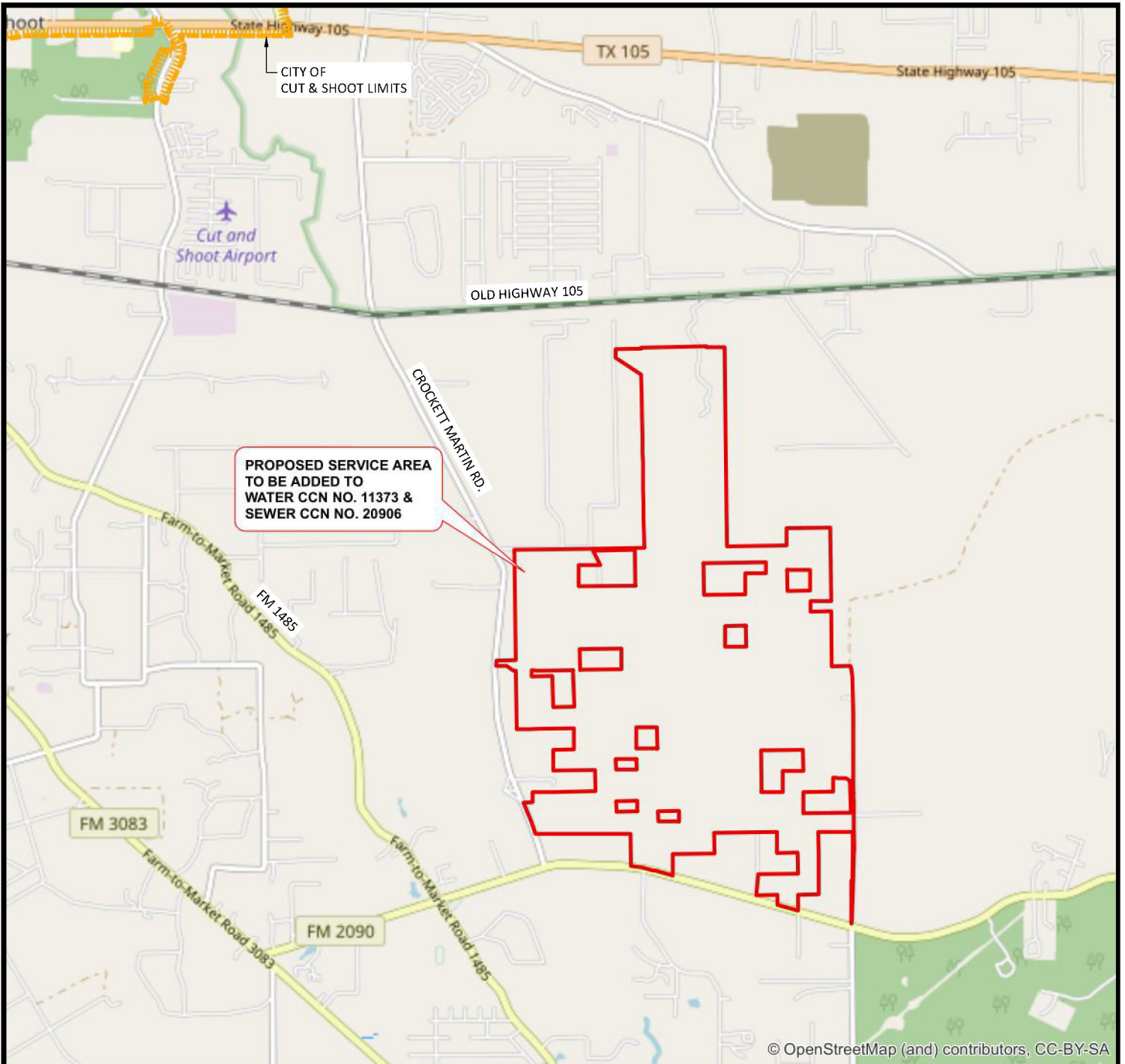
	DECEMBER 31					
	FY 0	FY 1	FY 2	FY 3	FY 4	FY 5
AVERAGE NUMBER OF CUSTOMERS	0	137	389	641	893	1145
TOTAL ANNUAL WATER USE	0	10,320,870	28,754,670	47,188,470	65,622,270	84,056,070
WATER/SEWER USE INCOME (ADJUSTED)	\$0	\$179,245	\$435,411	\$833,912	\$1,161,246	\$1,488,580
TAP FEE INCOME	\$0	\$406,500	\$378,000	\$378,000	\$378,000	\$378,000
TOTAL ANNUAL INCOME	\$0	\$585,745	\$813,411	\$1,211,912	\$1,539,246	\$1,866,580
EXPENSE						
GENERAL & ADMINISTRATIVE						
OFFICE EXPENSE	\$0	\$13,638	\$16,662	\$19,686	\$22,710	\$25,734
EMPLOYEE SALARIES	\$0	\$28,914	\$37,986	\$47,058	\$56,130	\$65,202
PROFESSIONAL FEES	\$0	\$7,638	\$10,662	\$13,686	\$16,710	\$19,734
INSURANCE	\$0	\$23,250	\$32,522	\$40,416	\$49,491	\$63,488
ADVALOREM TAXES	\$0	\$23,250	\$32,522	\$40,416	\$49,491	\$63,488
TCEQ PERMIT FEES	\$0	\$2,838	\$5,862	\$8,886	\$11,910	\$14,934
TOTAL G&A	\$0	\$99,528	\$136,216	\$170,147	\$206,441	\$252,579
OPERATIONS						
OPERATOR COST	\$0	\$27,276	\$33,324	\$39,372	\$45,420	\$51,468
VEHICLE & EQUIPMENT COST	\$0	\$13,638	\$16,662	\$19,686	\$22,710	\$25,734
CUSTOMER BILLING COST	\$0	\$7,914	\$16,986	\$26,058	\$35,130	\$44,202
ELECTRICITY	\$0	\$20,190	\$35,310	\$50,430	\$65,550	\$80,670
CHEMICAL COST	\$0	\$4,476	\$10,524	\$16,572	\$22,620	\$28,668
SLUDGE DISPOSAL COST	\$0	\$16,095	\$23,655	\$31,215	\$38,775	\$46,335
TAP MAT'L & FIELD LABOR COST	\$0	\$406,500	\$378,000	\$378,000	\$378,000	\$378,000
REPAIR COSTS	\$0	\$37,200	\$52,035	\$64,665	\$79,185	\$101,580
CONTRIBUTION TO RESERVE ACCT	\$0	\$37,200	\$52,035	\$64,665	\$79,185	\$101,580
TOTAL OPERATING COST	\$0	\$570,489	\$618,531	\$690,663	\$766,575	\$858,237
TOTAL MONTHLY EXPENSE	\$0	\$670,017	\$754,747	\$860,810	\$973,016	\$1,110,816
INCOME (LOSS) BEFORE DEPRECIATION	\$0	(\$84,272)	\$58,664	\$351,102	\$566,230	\$755,764
DEPRECIATION	\$0	\$64,583	\$90,339	\$112,266	\$137,474	\$176,354
NET INCOME (LOSS)	\$0	(\$148,856)	(\$31,675)	\$238,836	\$428,756	\$579,410

PROJECTED BALANCE SHEET

	FY 0	FY 1	FY 2	FY 3	FY 4	FY 5
ASSETS						
CASH (CHECKING)	\$350,000	\$265,728	\$224,391	\$325,493	\$891,723	\$1,647,487
RESERVE ACCOUNT	\$0	\$37,200	\$89,235	\$153,900	\$233,085	\$334,665
ACCOUNTS RECEIVABLE	\$0	\$0	\$0	\$0	\$0	\$0
TOTAL CURRENT ASSETS	\$350,000	\$302,928	\$313,626	\$479,393	\$1,124,808	\$1,982,152
PROPERTY AND EQUIPMENT						
WATER PLANT	\$0	\$787,500	\$1,023,750	\$1,076,250	\$1,286,250	\$2,152,500
WASTEWATER PLANT	\$0	\$1,312,500	\$1,312,500	\$1,312,500	\$1,312,500	\$1,312,500
WATER DISTRIBUTION LINES	\$0	\$250,000	\$500,000	\$750,000	\$1,000,000	\$1,250,000
SEWAGE COLLECTION LINES	\$0	\$750,000	\$1,500,000	\$2,250,000	\$3,000,000	\$3,750,000
TOTAL PROPERTY AND EQUIPMENT	\$0	\$3,100,000	\$4,336,250	\$5,388,750	\$6,598,750	\$8,465,000
LESS ACCUMULATED DEPRECIATION	\$0	\$64,583	\$154,922	\$267,188	\$404,661	\$581,016
TOTAL PROPERTY & EQUIPMENT, NET	\$0	\$3,035,417	\$4,181,328	\$5,121,563	\$6,194,089	\$7,883,984
TOTAL ASSETS	\$350,000	\$3,338,344	\$4,494,954	\$5,600,956	\$7,318,897	\$9,866,136
RETURN ON INVESTED CAPITAL ASSETS, %		-4.90%	-0.76%	4.66%	6.92%	7.35%
LIABILITIES AND CAPITAL						
LIABILITIES						
ACCOUNTS PAYABLE	\$0	\$0	\$0	\$0	\$0	\$0
SHORT TERM DEBT	\$350,000	\$350,000	\$250,000	\$0	\$0	\$0
ACCRUED RESERVES	\$0	\$37,200	\$89,235	\$153,900	\$233,085	\$334,665
LONG TERM DEBT	\$0	\$0	\$0	\$0	\$0	\$0
TOTAL LIABILITIES	\$350,000	\$387,200	\$339,235	\$153,900	\$233,085	\$334,665
OWNER/STOCKHOLDER EQUITY						
COMMON STOCK	\$0	\$3,100,000	\$4,336,250	\$5,388,750	\$6,598,750	\$8,465,000
RETAINED EARNINGS (CUMMULATIVE)	\$0	\$0	(\$148,856)	(\$180,531)	\$58,306	\$487,062
NET INCOME	\$0	(\$148,856)	(\$31,675)	\$238,836	\$428,756	\$579,410
TOTAL CAPITAL	\$0	\$2,951,144	\$4,155,719	\$5,447,056	\$7,085,812	\$9,531,471
TOTAL LIABILITIES + CAPITAL	\$350,000	\$3,338,344	\$4,494,954	\$5,600,956	\$7,318,897	\$9,866,136


ATTACHMENT "J"
GENERAL LOCATION MAP
SMALL SCALE

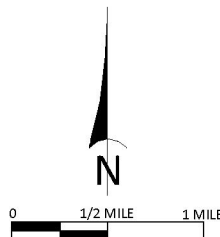
CRYSTAL SPRINGS WATER CO., INC.



© OpenStreetMap (and) contributors, CC-BY-SA

LEGEND

 PROPOSED SERVICE AREA BOUNDARY TO BE ADDED TO WATER CCN NO. 11373 & SEWER CCN NO. 20906



THIS DRAWING CONTAINS CONFIDENTIAL PROPRIETARY INFORMATION AND MAY NOT BE TRANSFERRED, REPRODUCED, OR USED TO CONSTRUCT ANY PROJECT OTHER THAN THAT FOR WHICH IT WAS ISSUED WITHOUT PRIOR PERMISSION FROM WATERENGINEERS, INC.

WATER ENGINEERS, INC.
Water & Wastewater Treatment Consultants
 TEXAS BOARD OF PROFESSIONAL ENGINEERS FIRM No. 2066
 17230 HUFFMEISTER ROAD TEL: 281-373-0500
 CYPRESS, TEXAS 77429 FAX: 281-373-1113

APPLICANT: CRYSTAL SPRINGS WATER CO., INC.
 APPLICATION TO AMEND
 WATER CCN NO. 11373 &
 SEWER CCN NO. 20906

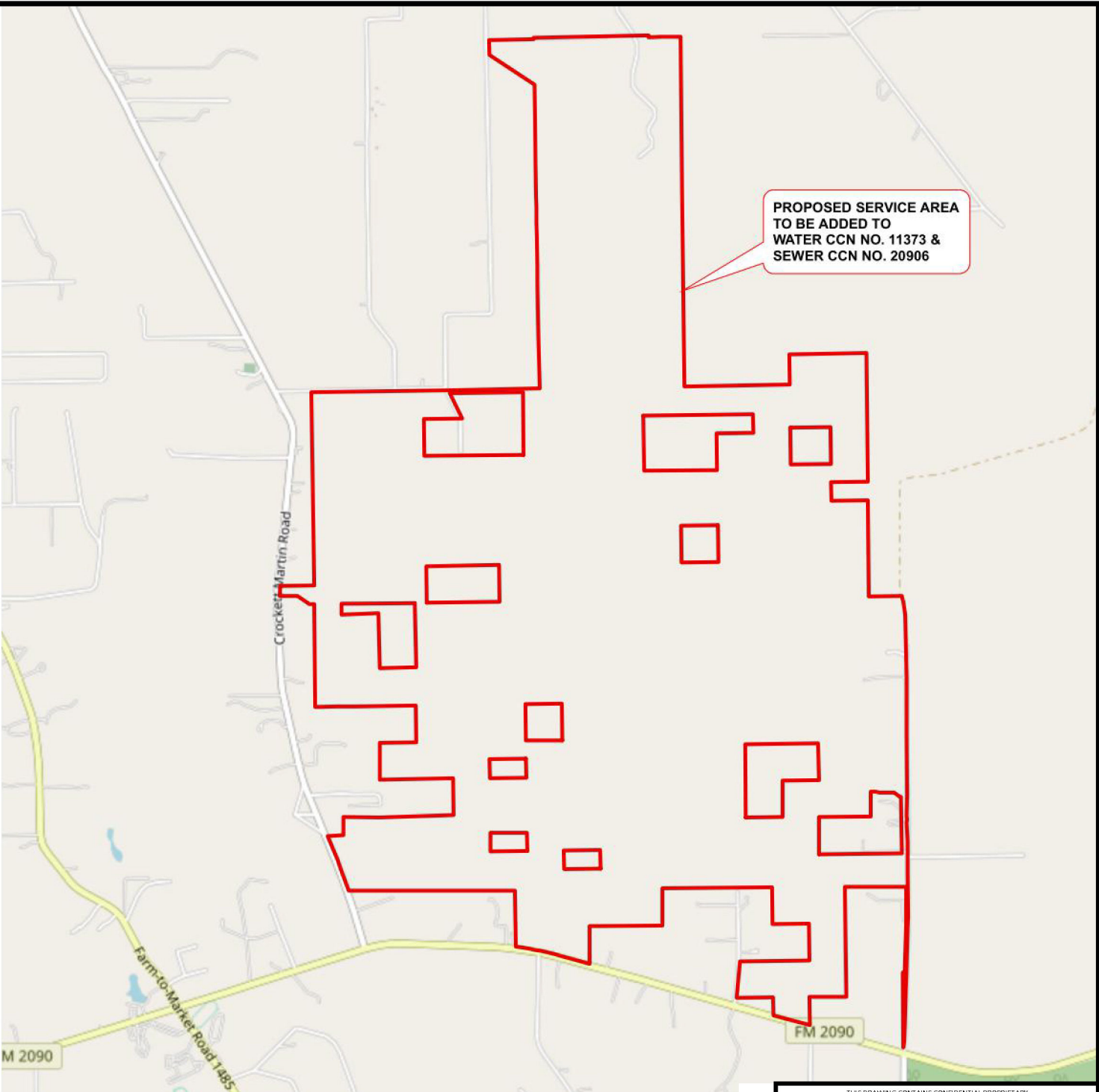
SERVICE AREA MAP

DRAWN BY: JLW	DWG. NO.:
APPROVED BY: SBY	ATTACHMENT J
SCALE: AS NOTED	
DATE: 8/4/2021	
JOB No.: 3813	

I:\server\wec\current\jabs\3813-21070\white rock\ccm\dwg\files\location map.dwg

ATTACHMENT "K"
REQUESTED AREA MAP
LARGE SCALE

CRYSTAL SPRINGS WATER CO., INC.



M 2090


Farm-to-Market Road 1485

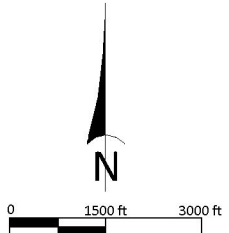
Crockett Martin Road

FM 2090

PROPOSED SERVICE AREA
TO BE ADDED TO
WATER CCN NO. 11373 &
SEWER CCN NO. 20906

LEGEND

 PROPOSED SERVICE AREA BOUNDARY



THIS DRAWING CONTAINS CONFIDENTIAL PROPRIETARY INFORMATION AND MAY NOT BE TRANSFERRED, REPRODUCED, OR USED TO CONSTRUCT ANY PROJECT OTHER THAN THAT FOR WHICH IT WAS ISSUED WITHOUT PRIOR PERMISSION FROM WATERENGINEERS, INC.

WaterEngineers, Inc.
Water & Wastewater Treatment Consultants
 TEXAS BOARD OF PROFESSIONAL ENGINEERS FIRM No. 2066
 17230 HUFFMEISTER ROAD TEL: 281-373-0500
 CYPRESS, TEXAS 77429 FAX: 281-373-1113

APPLICANT: CRYSTAL SPRINGS WATER CO., INC.
 APPLICATION TO AMEND
 WATER CCN NO. 11373 &
 SEWER CCN NO. 20906

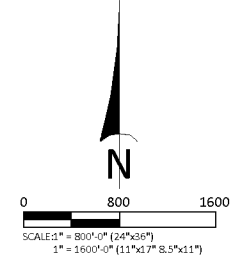
LOCATION MAP

DRAWN BY: JLW	DWG. NO.:
APPROVED BY: SBY	ATTACHMENT K
SCALE: AS NOTED	
DATE: 8/4/2021	
JOB No.: 3813	

\\server\wet_cad\current\jwb\3813-21070\white rock\ccn\dwg\files\location map.dwg



LEGEND



THIS DRAWING CONTAINS CONFIDENTIAL PROPRIETARY INFORMATION AND MAY NOT BE TRANSFERRED, REPRODUCED, OR USED TO CONSTRUCT ANY PROJECT OTHER THAN THAT FOR WHICH IT WAS ISSUED WITHOUT PRIOR PERMISSION FROM WATERENGINEERS, INC.

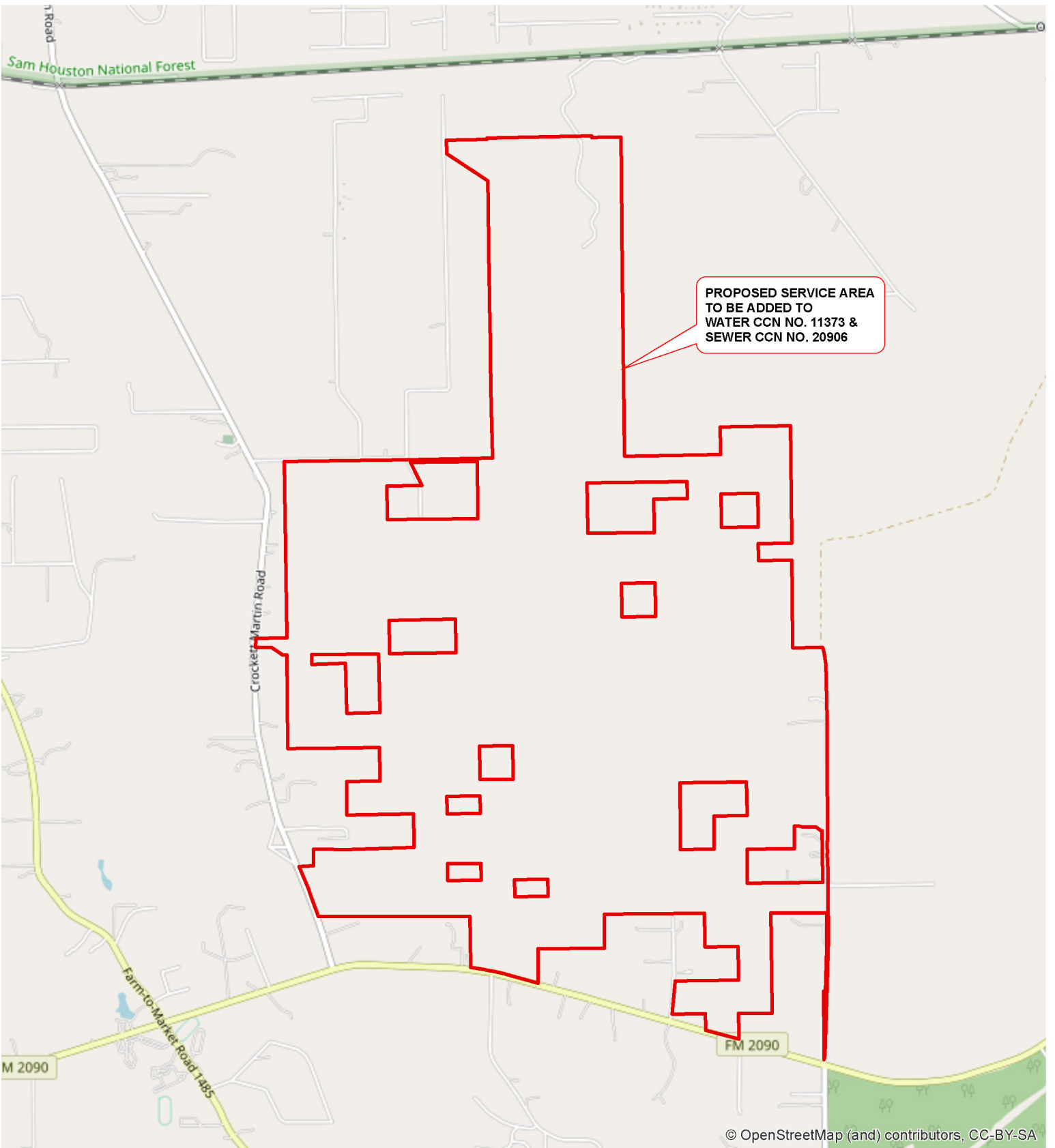
WaterENGINEERS, Inc.
 Water & Wastewater Treatment Consultants
 TEXAS BOARD OF PROFESSIONAL ENGINEERS FIRM No. 2066
 17230 HUFFMEISTER ROAD TEL: 281-373-0500
 CYPRESS, TEXAS 77429 FAX: 281-373-1113

APPLICANT: CRYSTAL SPRINGS WATER CO., INC.
 APPLICATION TO AMEND
 WATER CCN NO. 11373 &
 SEWER CCN NO. 20906


FACILITIES PLAN

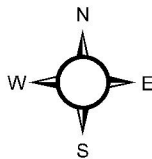
DRAWN BY: JLW	DWG. NO.:
APPROVED BY: SBY	ATTACHMENT E
SCALE: AS NOTED	
DATE: 8/17/2021	
JOB No.: 3813	

\\server\west_cad\current\johh3813\21070 white rock\dwg files\facility.mxd.dwg



LEGEND

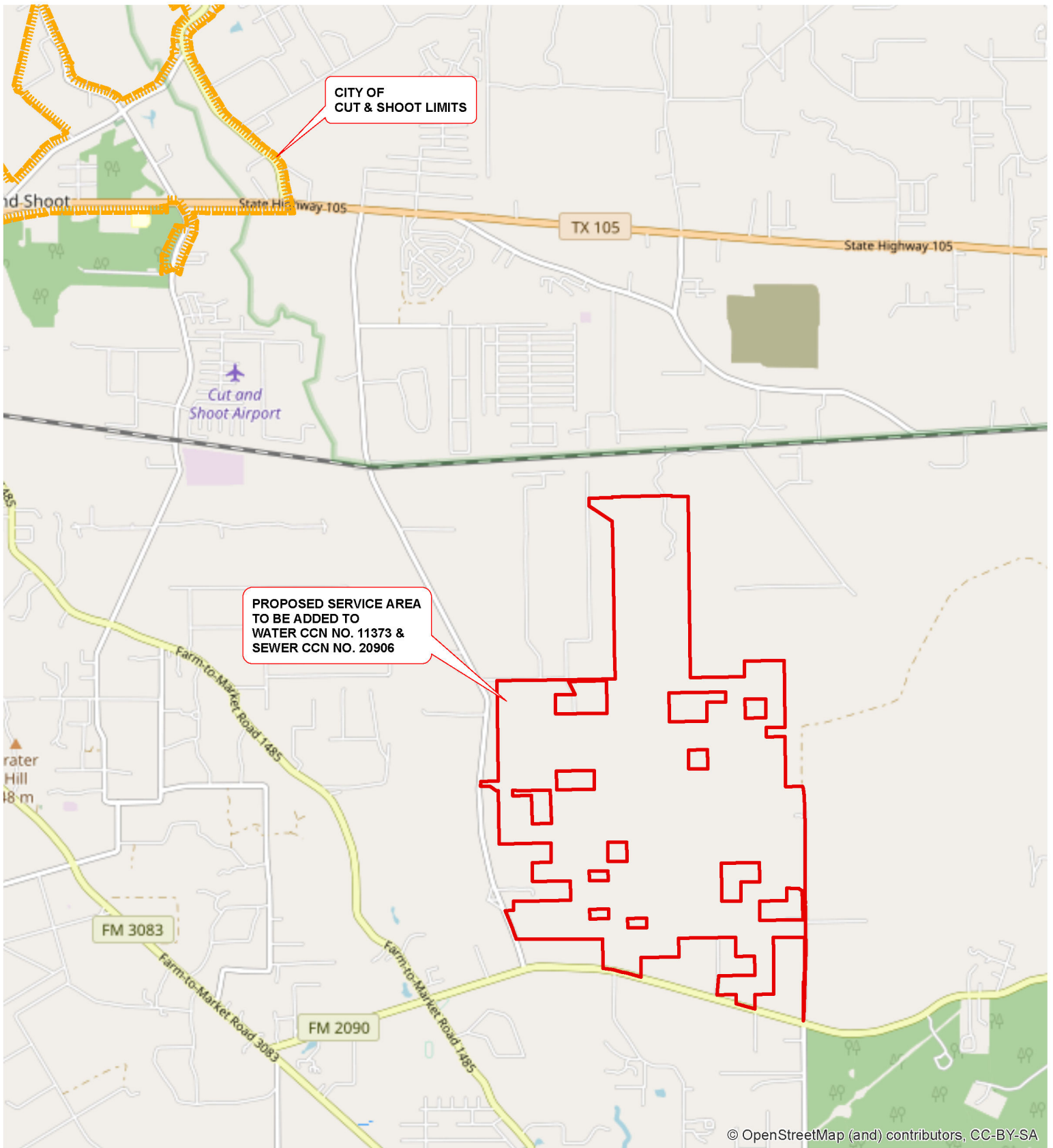
-  SERVICE AREA
-  City Boundaries



WATER ENGINEERS, INC.
Water & Wastewater Treatment Consultants

17230 HUFFMEISTER RD., SUITE A
CYPRESS, TEXAS 77429

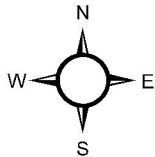
TEL: 281-373-0500
FAX: 281-373-1113



© OpenStreetMap (and) contributors, CC-BY-SA

LEGEND

-  SERVICE AREA
-  City Boundaries



WATER ENGINEERS, INC.
Water & Wastewater Treatment Consultants

17230 HUFFMEISTER RD., SUITE A
 CYPRESS, TEXAS 77429

TEL: 281-373-0500
 FAX: 281-373-1113

The following files are not convertible:

Facility Map.bak
Facility Map.dwg
Location Map.bak
Location Map.dwg
service area.bak
service area.dwg
SERVICE AREA.cpg
SERVICE AREA.dbf
SERVICE AREA.prj
SERVICE AREA.sbn
SERVICE AREA.sbx
SERVICE AREA.shp

Please see the ZIP file for this Filing on the PUC Interchange in order to access these files.

Contact centralrecords@puc.texas.gov if you have any questions.

The following files are not convertible:

SERVICE AREA.shp.xml

Please see the ZIP file for this Filing on the PUC Interchange in order to access these files.

Contact centralrecords@puc.texas.gov if you have any questions.

The following files are not convertible:

SERVICE AREA.shx

Please see the ZIP file for this Filing on the PUC Interchange in order to access these files.

Contact centralrecords@puc.texas.gov if you have any questions.