



Control Number: 51647



Item Number: 2

Addendum StartPage: 0

DOCKET NO. 51647

MINOR WATER TARIFF FILING - PASS-THROUGH FEE

COMMUNITY WATER COMPANY CCN# 10534

PWS No. 2120008

Table of Contents

RECEIVED  
2020 DEC 22 AM 10:34  
PUBLIC UTILITY COMMISSION  
FILING CLERK

Explanation of Change	2
Revised Tariff page	3
Current approved Tariff pages	4
Notice to Customers	5
Calculation of change	6
Water Loss	7
Notice from Provider	8
Notice of Provider prior rates	9
Purchased Water Invoices	10
Monthly Customer Billing details	22
Affidavit of Notice	23
Attachment 1 - True-Up Report	24

2

COMMUNITY WATER COMPANY CCN# 10534

This rate change is the implementation of Purchased Water Adjustment Clause for Montgomery Gardens System.

The City of Tyler has notified the utility of an increase in purchased water rates effective November 1, 2020. Notices to affected customers will be mailed with bills on or before December 16, 2020.

The adjustments were made to the volume charge increasing rates by \$0.29 per thousand gallons.

Any questions concerning this filing may be directed to Chris Ekrut at 972-232-2234 cekrut@newgenstrategies.net or William (Cody) Faulk at 512-322-5817 or wfaulk@lglawfirm.com.

## SECTION 1.0 -- RATE SCHEDULE

### Section 1.01 - Rates

<u>Meter Size</u>	<u>Monthly Minimum Charge</u>	<u>Gallonage Charge</u>
5/8" or 3/4"	\$ 30.58 (Includes 0 gallons)	*\$3.00 per 1,000 gallons
1"	\$ 76.45	
1½ "	\$ 152.90	
2"	\$ 244.64	
3"	\$ 458.70	

#### Pass Through Fee:

\*The gallonage charge will be increased for customers in the Montgomery Gardens subdivision for Pass Through fees related to the City of Tyler.

\*City of Tyler.....\$1.38 per 1,000 gallons

*(This pass through fees are adjusted for line loss)*

FORM OF PAYMENT: The utility will accept the following forms of payment:

Cash X, Check X, Money Order X, Credit Card X, Other (specify) \_\_\_\_\_

THE UTILITY MAY REQUIRE EXACT CHANGE FOR PAYMENTS AND MAY REFUSE TO ACCEPT PAYMENTS MADE USING MORE THAN \$1.00 IN SMALL COINS A WRITTEN RECEIPT WILL BE GIVEN FOR CASH PAYMENTS.

REGULATORY ASSESSMENT.....1.0%

PUC RULES REQUIRE THE UTILITY TO COLLECT A FEE OF ONE PERCENT OF THE RETAIL MONTHLY BILL AND REMIT THE FEE TO THE TCEQ.

### Section 1.02 - Miscellaneous Fee

TAP FEE.....\$795.00

TAP FEE COVERS THE UTILITY'S COSTS FOR MATERIALS AND LABOR TO INSTALL A STANDARD RESIDENTIAL 5/8" or 3/4" METER. AN ADDITIONAL FEE TO COVER UNIQUE COSTS IS PERMITTED IF LISTED ON THIS TARIFF.

TAP FEE (Unique Costs).....Actual Cost

FOR EXAMPLE, A ROAD BORE FOR CUSTOMERS OUTSIDE OF SUBDIVISIONS OR RESIDENTIAL AREAS.

TAP FEE (Large Meter).....Actual Cost

TAP FEE IS THE UTILITY'S ACTUAL COST FOR MATERIALS AND LABOR FOR METER SIZE INSTALLED.

METER RELOCATION FEE.....Actual Relocation Cost, Not to Exceed Tap Fee

THIS FEE MAY BE CHARGED IF A CUSTOMER REQUESTS THAT AN EXISTING METER BE RELOCATED.

METER TEST FEE.....\$25.00

THIS FEE WHICH SHOULD REFLECT THE UTILITY'S COST MAY BE CHARGED IF A CUSTOMER REQUESTS A SECOND METER TEST WITHIN A TWO-YEAR PERIOD AND THE TEST INDICATES THAT THE METER IS RECORDING ACCURATELY THE FEE MAY NOT EXCEED \$25.

SECTION 1.0 -- RATE SCHEDULE

Section 1.01 - Rates

5/8" or 3/4"	<u>\$30.58</u> (Includes 0 gallons)	*\$3.00 per 1000 gallons
1"	<u>\$76.45</u>	
1½"	<u>\$152.90</u>	
2"	<u>\$244.64</u>	
3"	<u>\$458.70</u>	

Pass Through Fee:

\*The gallonage charge will be increased for customers in the Montgomery Gardens subdivision for Pass Through fees related to the City of Tyler.

\*City of Tyler.....\*\$1.09 per 1000 gallons  
(The pass through fees are adjusted for line loss) (Tariff Control No. 50264)

FORM OF PAYMENT: The utility will accept the following forms of payment:

Cash X, Check X, Money Order X, Credit Card     , Other (specify)       
THE UTILITY MAY REQUIRE EXACT CHANGE FOR PAYMENTS AND MAY REFUSE TO ACCEPT PAYMENTS MADE USING MORE THAN \$1.00 IN SMALL COINS A WRITTEN RECEIPT WILL BE GIVEN FOR CASH PAYMENTS

REGULATORY ASSESSMENT..... 1.0%  
PUC RULES REQUIRE THE UTILITY TO COLLECT A FEE OF ONE PERCENT OF THE RETAIL MONTHLY BILL

Section 1.02 - Miscellaneous Fees

TAP FEE.....\$795.00  
TAP FEE COVERS THE UTILITY'S COSTS FOR MATERIALS AND LABOR TO INSTALL A STANDARD RESIDENTIAL 5/8" or 3/4" METER. AN ADDITIONAL FEE TO COVER UNIQUE COSTS IS PERMITTED IF LISTED ON THIS TARIFF.

TAP FEE (Unique costs) .....Actual Cost  
FOR EXAMPLE, A ROAD BORE FOR CUSTOMERS OUTSIDE OF SUBDIVISIONS OR RESIDENTIAL AREAS

TAP FEE (Large Meter) .....Actual Cost  
TAP FEE IS THE UTILITY'S ACTUAL COST FOR MATERIALS AND LABOR FOR METER SIZE INSTALLED

METER RELOCATION FEE ..... Actual Relocation Cost Not to Exceed Tap Fee  
THIS FEE WHICH MAY BE CHARGED IF A CUSTOMER REQUESTS THAT AN EXISTING METER BE RELOCATED

METER TEST FEE .....\$25.00  
THIS FEE WHICH SHOULD REFLECT THE UTILITY'S COST MAY BE CHARGED IF A CUSTOMER REQUESTS A SECOND METER TEST WITHIN A TWO-YEAR PERIOD AND THE TEST INDICATES THAT THE METER IS RECORDING ACCURATELY. THE FEE MAY NOT EXCEED \$25.

PUBLIC UTILITY COMMISSION OF TEXAS  
APPROVED

D  
O  
C

DEC 20 2019 50264

Tariff Control No. 50265

## COMMUNITY WATER COMPANY

### NOTICE TO MONTGOMERY GARDENS CUSTOMERS:

Dear Valued Customer:

The City of Tyler has increased the rates charged to Community Water for the purchase of treated water. In accordance with our tariff, this increase by the City will be passed through to our customers. Effective for all water used after January 20, 2021, the pass-through volumetric rate charged by Community Water will increase from \$1.09 to \$1.38, an increase of \$0.29 per 1,000 gallons of usage. The table below presents our currently approved rates and the proposed rates reflecting the increase in the pass through charges.

	Current		New		Variance
Meter Size					
5/8" or 3/4"	\$	30.58	\$	30.58	\$ -
1"		76.45		76.45	-
1½ "		152.90		152.90	-
2"		244.64		244.64	-
3"		458.70		458.70	-
<b>Volumetric (per 1,000 gallons)</b>					
All Gallons	\$	3.00	\$	3.00	\$ -
All Gallons- Pass-Through		1.09		1.38	0.29

Currently, a customer with a 3/4" meter using 5,000 gallons of water under our current rates would pay \$51.03 a month. With this increase, the monthly bill for 5,000 gallons of usage will be \$52.48 an increase of \$1.45 per month.

This tariff change is being implemented in accordance with the minor tariff changes allowed by 16 Texas Administrative Code §24.25. The cost to you as a result of this change will not exceed the costs charged to your utility. The proposal will be reviewed by the Public Utility Commission.

Should you have any questions regarding this increase, we invite you to contact our billing office at 903-874-8244. We appreciate your attention to this matter and look forward to continuing to provide you quality utility service.

Sincerely,  
Community Water Company

## Community Water Company

Pass Through of Increase from City of Tyler  
Effective date on increase January 2021 billing  
**For Montgomery Gardens**

Water Purchased October 2019- September 2020	27,291,000
Water Sold October 2019- September 2020	<u>23,282,035</u>
Difference	4,008,965
Losses	14.69%
Limited to 15%	14.69%
Factor (1-L)	0.8531

Volume Purchased (000's)	27,291	27,291	
Gallons in minimum	0	0	Increase
Change in purchased water costs:	Old	New	(Decrease)
Monthly minimum	\$ 3,381.58	\$ 3,604.77	\$ 223.19
Volume Charge	\$ 2.31	\$ 2.46	\$ 0.15
Total cost of purchased water	<u>\$ 103,621.17</u>	<u>\$ 110,393.10</u>	<u>\$ 6,771.93</u>

Increase (decrease) per thousand gallons      \$      0.248

**Adjusted Gallonage Rate (AG) =  $G + [B/(1-L)]$ :**


G = (Current Gallonage Charge)	\$ 1.09
B = (Change in Fee)	\$ 0.25
(1-L) = (Loss Factor)	0.8531
$[B/(1-L)]$ = Change in Gallonage Charge	\$ 0.29
AG = (Adjusted Gallonage Charge)	\$ 1.38

Community Water Company  
Montgomery Gardens  
Water Loss  
October 2019 through September 2020

	<u>Number of Customers</u>	<u>Number of Gallons Sold</u>	<u>Number of Gallons Purchased</u>	<u>Water Losses</u>
Oct-19	291	1,658,040	2,272,000	613,960
Nov-19	293	1,934,715	1,966,000	31,285
Dec-19	293	1,399,630	3,062,000	1,662,370
Jan-20	295	1,724,720	1,811,000	86,280
Feb-20	299	1,635,860	1,854,000	218,140
Mar-20	305	1,644,510	1,733,000	88,490
Apr-20	306	1,575,360	1,790,000	214,640
May-20	305	2,084,320	1,968,000	(116,320)
Jun-20	308	2,354,310	3,104,000	749,690
Jul-20	306	2,033,980	2,887,000	853,020
Aug-20	305	2,749,190	2,499,000	(250,190)
Sep-20	305	2,487,400	2,345,000	(142,400)
<b>Total</b>		<u>23,282,035</u>	<u>27,291,000</u>	<u>4,008,965</u>



P. O. Box 2039  
Tyler, Texas 75710



511 W. Locust  
Tyler, Texas 75702

October 6, 2020

Ms. Elaine R. Stroube  
Community Water Company  
P.O. Box 730  
Corsicana, Texas 75151

Re: Wholesale Water Contract Rates

Dear Ms. Stroube:

On September 23, 2020 the City of Tyler City Council approved the FY 2021 annual City of Tyler budget which included a 5.6% effective water rate increase (\$2.00 base rate increase) applicable to all residential customers of Tyler Water Utilities.

In accordance with the Article 5.2 (b), page 10 of the October 1, 2012 wholesale water contract between the Community Water Company and the City of Tyler Water Utilities, executed on February 27, 2013, the wholesale rate charged Community Water Company shall increase 6.6% (as calculated per Exhibit A). The new rates, which become effective on November 1, 2020, are as follows:

Demand Rate	\$3,604.77 per month
Volume Rate	\$2.46 per 1000 gallons

Should you have any questions regarding the new rates please do not hesitate to contact me at 903.531.1141.


Sincerely,

A handwritten signature in black ink, appearing to read 'J Yanker'.

Jim Yanker  
Controller, City of Tyler

CC: ReNissa Wade  
Keidric Trimble

P. O. Box 2039  
Tyler, Texas 75710



511 W. Locust  
Tyler, Texas 75702

September 26, 2019

Ms. Elaine R. Stroube  
Community Water Company  
P.O. Box 730  
Corsicana, Texas 75151

Re: Wholesale Water Contract Rates

Dear Ms. Stroube:

On September 25, 2019 the City of Tyler City Council approved the FY 2020 annual City of Tyler budget which included a 5.0% water rate increase applicable to all residential customers of Tyler Water Utilities.

In accordance with the Article 5.2 (b), page 10 of the October 1, 2012 wholesale water contract between the Community Water Company and the City of Tyler Water Utilities, executed on February 27, 2013, the wholesale rate charged Community Water Company shall increase 6.0%. The new rates, which become effective on October 1, 2019, are as follows:

Demand Rate	\$3,381.58 per month
Volume Rate	\$2.31 per 1000 gallons

Should you have any questions regarding the new rates please do not hesitate to contact me at 903.531.141.

Sincerely,

A handwritten signature in black ink, appearing to read 'J Yanker'.

Jim Yanker  
Controller, City of Tyler

CC: Dr. Jimmie Johnson  
ReNissa Wade



**City of Tyler**  
Tyler Water Utilities  
P.O. Box 336  
Tyler, TX 75710



\*\*\*AUTO\*\*ALL FOR AADC 752 24 AADC 121289AA24-A-1  
5745 1 AB 0.416



COMMUNITY WATER COMPANY  
PO BOX 730  
CORSICANA TX 75151-0730

Office Hours: M - F, 8 am - 4 pm  
Customer Svc: (903) 531-1230  
Fax: (903) 531-1240  
Service Center (903) 531-1285  
Solid Waste (903) 531-1388  
After Hours Emergency: (903) 597-6541  
[www.cityoftyler.org](http://www.cityoftyler.org)

## Account Statement

### ACCOUNT INFORMATION

ACCOUNT: 64377-119946  
SERVICE ADDRESS: 2851 HWY 271  
CYCLE-ROUTE: 01-11  
RATE CLASS: COMMUNITY WATER  
TOTAL DUE UPON RECEIPT: 8800.50  
BILL DATE: 09/24/2020  
PAST DUE DATE: 10/19/2020

### CURRENT METER INFORMATION

Service Period: 08/13/2020 through 09/15/2020 28 days

Meter	Service Type	Previous	Current	Consumption
74291204	WA - T GAL	5713.00	8058.00	2345.00

### ACCOUNT ACTIVITY

LAST BILL 9156.24  
TOTAL PAID SINCE LAST BILL -9156.24  
ADJUSTMENTS .00

### NEW CHARGES

WATER 8793.91  
WATER SERVICE FEE 0.46  
REG COMPLIANCE FEE 6.13  
**TOTAL CURRENT CHARGES 8800.50**

### ACCOUNT BALANCE

**NEW CHARGES 8800.50**  
**TOTAL DUE UPON RECEIPT 8800.50**

### YOUR MONTHLY USAGE

WATER	
OCTOBER	2771.00
NOVEMBER	2272.00
DECEMBER	1966.00
JANUARY	3062.00
FEBRUARY	1811.00
MARCH	1854.00
APRIL	1733.00
MAY	1790.00
JUNE	1968.00
JULY	3104.00
AUGUST	2887.00
SEPTEMBER	2499.00
OCTOBER	2345.00

### SPECIAL MESSAGE

For Customer Service call (903) 531-1230  
Remember when the leaves start falling, the Solid Waste Department will pick up bags of yard trash (call 901-531-1388 for details). DO NOT put them into the storm sewer system. Thank you in advance!

**POSTED**

10

010



**City of Tyler**  
Tyler Water Utilities  
P.O. Box 336  
Tyler, TX 75710

Richard R. Kennedy



\*\*AUTO\*\*ALL FOR AADC 752 24 AADC 120802AA27-A-1  
5780 1 AB 0.416



COMMUNITY WATER COMPANY  
PO BOX 730  
CORSICANA TX 75151-0730

Office Hours: M - F, 8 am - 4 pm  
Customer Svc: (903) 531-1230  
Fax: (903) 531-1240  
Service Center (903) 531-1285  
Solid Waste (903) 531-1388  
After Hours Emergency: (903) 597-6541  
[www.cityoftyler.org](http://www.cityoftyler.org)

## Account Statement

### ACCOUNT INFORMATION

ACCOUNT: 64377-119946  
SERVICE ADDRESS: 2851 HWY 271  
CYCLE-ROUTE: 01-11  
RATE CLASS: COMMUNITY WATER  
TOTAL DUE UPON RECEIPT: 9156.24  
BILL DATE: 08/27/2020  
PAST DUE DATE: 09/21/2020

### CURRENT METER INFORMATION

Service Period: 07/21/2020 through 08/18/2020 28 days

Meter	Service Type	Previous	Current	Consumption
74291204	WA - TGAL	3214.00	5713.00	2499.00

### ACCOUNT ACTIVITY

LAST BILL 10052.52  
TOTAL PAID SINCE LAST BILL -10052.52  
ADJUSTMENTS .00

### NEW CHARGES

WATER 9149.65  
WATER SERVICE FEE 0.46  
REG COMPLIANCE FEE 6.13  
TOTAL CURRENT CHARGES 9156.24

### ACCOUNT BALANCE

NEW CHARGES 9156.24  
TOTAL DUE UPON RECEIPT 9156.24

### YOUR MONTHLY USAGE

WATER	
SEPTEMBER	2807.00
OCTOBER	2771.00
NOVEMBER	2272.00
DECEMBER	1966.00
JANUARY	3062.00
FEBRUARY	1811.00
MARCH	1854.00
APRIL	1733.00
MAY	1790.00
JUNE	1968.00
JULY	3104.00
AUGUST	2887.00
SEPTEMBER	2499.00

### SPECIAL MESSAGE

Customer Service call (903) 531-1230  
or Day Garbage Schedule: Mon 9/7 No Collection. Tues 9/8 routes normally  
ected Mon. Wed 9/9 routes normally collected Tues. 9/10 & 9/11 regular  
action.  
only thing that should be entering our stormwater system is stormwater.  
re are reuse rules that allow for the use of "gray" water, e.g. from your tub,  
wer, or clothes washing machine for yard irrigation. However, it cannot  
harge directly to the storm sewer system.

**POSTED**



**City of Tyler**  
Tyler Water Utilities  
P.O. Box 336  
Tyler, TX 75710

Office Hours: M - F, 8 am - 4 pm  
Customer Svc: (903) 531-1230  
Fax: (903) 531-1240  
Service Center (903) 531-1285  
Solid Waste (903) 531-1388  
After Hours Emergency: (903) 597-6541  
[www.cityoftyler.org](http://www.cityoftyler.org)

## Account Statement

### ACCOUNT INFORMATION

ACCOUNT: 64377-119946  
SERVICE ADDRESS: 2851 HWY 271  
CYCLE-ROUTE: 01-11  
RATE CLASS: COMMUNITY WATER  
TOTAL DUE UPON RECEIPT: 10052.52  
BILL DATE: 07/30/2020  
PAST DUE DATE: 08/24/2020

### CURRENT METER INFORMATION

Service Period: 06/16/2020 through 07/21/2020 35 days

Meter	Service Type	Previous	Current	Consumption
74291204	WA - TGAL	327.00	3214.00	2887.00

### ACCOUNT ACTIVITY

LAST BILL 10553.79  
TOTAL PAID SINCE LAST BILL -10553.79  
ADJUSTMENTS .00

### NEW CHARGES

WATER 10045.93  
WATER SERVICE FEE 0.46  
REG COMPLIANCE FEE 6.13  
**TOTAL CURRENT CHARGES 10052.52**

### ACCOUNT BALANCE

**NEW CHARGES 10052.52**  
**TOTAL DUE UPON RECEIPT 10052.52**

### YOUR MONTHLY USAGE

WATER	
AUGUST	3171.00
SEPTEMBER	2807.00
OCTOBER	2771.00
NOVEMBER	2272.00
DECEMBER	1966.00
JANUARY	3062.00
FEBRUARY	1811.00
MARCH	1654.00
APRIL	1733.00
MAY	1790.00
JUNE	1968.00
JULY	3104.00
AUGUST	2887.00

### SPECIAL MESSAGE

For Customer Service call (903) 531-1230

**POSTED**

23876

Page 1 of 1

# Account Statement



**City of Tyler**  
Tyler Water Utilities  
P.O. Box 336  
Tyler, TX 75710

Office Hours: M - F, 8 am - 5 pm  
Customer Svc: (903) 531-1230  
Fax: (903) 531-1240  
Service Center (903) 531-1285  
Solid Waste (903) 531-1388  
After Hours Emergency: (903) 597-6541  
[www.cityoftyler.org](http://www.cityoftyler.org)



\*\*AUTO\*\*ALL FOR AADC 752 22 AADC 119822AA25-A-1  
5655 1 AB 0.416



COMMUNITY WATER COMPANY  
PO BOX 730  
CORSICANA TX 75151-0730

## ACCOUNT INFORMATION

ACCOUNT: 64377-119946  
SERVICE ADDRESS: 2851 HWY 271  
CYCLE-ROUTE: 01-11  
RATE CLASS: COMMUNITY WATER  
TOTAL AMOUNT DUE: 10553.79  
BILL DATE: 06/25/2020  
DUE DATE: 07/20/2020

## CURRENT METER INFORMATION

Service Period: 05/12/2020 through 06/16/2020 35 days

Meter	Service Type	Previous	Current	Consumption
74291204	WA - TGAL	7223.00	327.00	3104.00

## ACCOUNT ACTIVITY

LAST BILL 7929.63  
TOTAL PAID SINCE LAST BILL -7929.63  
ADJUSTMENTS .00

## NEW CHARGES

WATER 10547.20  
WATER SERVICE FEE 0.46  
REG COMPLIANCE FEE 6.13  
**TOTAL CURRENT CHARGES 10553.79**

## ACCOUNT BALANCE

**NEW CHARGES DUE BY 07/20/2020 10553.79**  
**TOTAL AMOUNT DUE 10553.79**

## YOUR MONTHLY USAGE

WATER	
JULY	3080.00
AUGUST	3171.00
SEPTEMBER	2807.00
OCTOBER	2771.00
NOVEMBER	2272.00
DECEMBER	1966.00
JANUARY	3062.00
FEBRUARY	1811.00
MARCH	1854.00
APRIL	1733.00
MAY	1790.00
JUNE	1968.00
JULY	3104.00

## SPECIAL MESSAGE

**POSTED**

13

013



**City of Tyler**  
Tyler Water Utilities  
P.O. Box 336  
Tyler, TX 75710



\*\*\*AUTOMATED FOR AADC 752 22 AADC 119336AA21-A-1  
5731 1 AB 0.416



COMMUNITY WATER COMPANY  
PO BOX 730  
CORSCIANA TX 75151-0730

Office Hours: M - F, 8 am - 5 pm  
Customer Svc: (903) 531-1230  
Fax: (903) 531-1240  
Service Center (903) 531-1285  
Solid Waste (903) 531-1388  
After Hours Emergency: (903) 597-6541  
www.cityoftyler.org

## Account Statement

### ACCOUNT INFORMATION

ACCOUNT: 64377-119946  
SERVICE ADDRESS: 2851 HWY 271  
CYCLE-ROUTE: 01-11  
RATE CLASS: COMMUNITY WATER  
TOTAL AMOUNT DUE: 7929.63  
BILL DATE: 05/21/2020  
DUE DATE: 06/15/2020

### CURRENT METER INFORMATION

Service Period: 04/14/2020 through 05/12/2020 28 days

Meter	Service Type	Previous	Current	Consumption
74291204	WA - TGAL	5255.00	7223.00	1968.00

### ACCOUNT ACTIVITY

LAST BILL 7518.45  
TOTAL PAID SINCE LAST BILL -7518.45  
ADJUSTMENTS .00

### NEW CHARGES

WATER 7923.04  
WATER SERVICE FEE 0.46  
REG COMPLIANCE FEE 6.13  
TOTAL CURRENT CHARGES 7929.63

### ACCOUNT BALANCE

NEW CHARGES DUE BY 06/15/2020 7929.63  
TOTAL AMOUNT DUE 7929.63

### YOUR MONTHLY USAGE

WATER	
JUNE	2323.00
JULY	3080.00
AUGUST	3171.00
SEPTEMBER	2807.00
OCTOBER	2771.00
NOVEMBER	2272.00
DECEMBER	1966.00
JANUARY	3062.00
FEBRUARY	1811.00
MARCH	1854.00
APRIL	1733.00
MAY	1790.00
JUNE	1968.00

### SPECIAL MESSAGE

**POSTED**



**City of Tyler**  
Tyler Water Utilities  
P.O. Box 336  
Tyler, TX 75710

Office Hours: M - F, 8 am - 5 pm  
Customer Svc: (903) 531-1230  
Fax: (903) 531-1240  
Service Center (903) 531-1285  
Solid Waste (903) 531-1388  
After Hours Emergency: (903) 597-6541  
www.cityoftyler.org



\*\*AUTO\*\*ALL FOR AADC 752 23 AADC 118849AA23-A-1  
5741 1 AB 0.416



COMMUNITY WATER COMPANY  
PO BOX 730  
CORSICANA TX 75151-0730

# Account Statement

## ACCOUNT INFORMATION

ACCOUNT: 64377-119946  
SERVICE ADDRESS: 2851 HWY 271  
CYCLE-ROUTE: 01-11  
RATE CLASS: COMMUNITY WATER  
TOTAL AMOUNT DUE: 7518.45  
BILL DATE: 04/23/2020  
DUE DATE: 05/18/2020

## CURRENT METER INFORMATION

**Service Period:** 03/17/2020 through 04/14/2020 28 days

Meter	Service Type	Previous	Current	Consumption
74291204	WA - TGAL	3465.00	5255.00	1790.00

## ACCOUNT ACTIVITY

LAST BILL 7386.78  
TOTAL PAID SINCE LAST BILL -7386.78  
ADJUSTMENTS .00

## NEW CHARGES

WATER 7511.86  
WATER SERVICE FEE 0.46  
REG COMPLIANCE FEE 6.13  
**TOTAL CURRENT CHARGES 7518.45**

## ACCOUNT BALANCE

**NEW CHARGES DUE BY 05/18/2020 7518.45**  
**TOTAL AMOUNT DUE 7518.45**

## YOUR MONTHLY USAGE

WATER	
MAY	1412.00
JUNE	2323.00
JULY	3080.00
AUGUST	3171.00
SEPTEMBER	2807.00
OCTOBER	2771.00
NOVEMBER	2272.00
DECEMBER	1966.00
JANUARY	3062.00
FEBRUARY	1811.00
MARCH	1854.00
APRIL	1733.00
MAY	1790.00

## SPECIAL MESSAGE

Memorial Day Schedule: Mon 5/25 No Collection, Tues 5/26 routes normally collected Mon, Wed 5/27 routes normally collected Tues. Regular garbage collection Thurs 5/28 and Fri 5/29.

**POSTED**





**City of Tyler**  
Tyler Water Utilities  
P.O. Box 336  
Tyler, TX 75710



\*\*AUTO\*\*ALL FOR AADC 752 23 AADC 11A365AA26-A-1  
5728 1 AB 0.436



COMMUNITY WATER COMPANY  
PO BOX 730  
CORNICANA TX 75151-0730

Office Hours: M - F, 8 am - 5 pm  
Customer Svc: (903) 531-1230  
Fax: (903) 531-1240  
Service Center (903) 531-1285  
Solid Waste (903) 531-1388  
After Hours Emergency: (903) 597-6541  
www.cityoftyler.org

## Account Statement

### ACCOUNT INFORMATION

ACCOUNT: 64377-119946  
SERVICE ADDRESS: 2851 HWY 271  
CYCLE-ROUTE: 01-11  
RATE CLASS: COMMUNITY WATER  
TOTAL AMOUNT DUE: 7386.78  
BILL DATE: 03/26/2020  
DUE DATE: 04/20/2020

### CURRENT METER INFORMATION

Service Period: 02/19/2020 through 03/17/2020 27 days

Meter	Service Type	Previous	Current	Consumption
74291204	WA - TGAL	1732.00	3465.00	1733.00

### ACCOUNT ACTIVITY

LAST BILL 7666.29  
TOTAL PAID SINCE LAST BILL -7666.29  
ADJUSTMENTS .00

### NEW CHARGES

WATER 7380.19  
WATER SERVICE FEE 0.46  
REG COMPLIANCE FEE 6.13  
TOTAL CURRENT CHARGES 7386.78

### ACCOUNT BALANCE

NEW CHARGES DUE BY 04/20/2020 7386.78  
TOTAL AMOUNT DUE 7386.78

### YOUR MONTHLY USAGE

WATER	
APRIL	2761.00
MAY	1412.00
JUNE	2323.00
JULY	3080.00
AUGUST	3171.00
SEPTEMBER	2807.00
OCTOBER	2771.00
NOVEMBER	2272.00
DECEMBER	1965.00
JANUARY	3062.00
FEBRUARY	1811.00
MARCH	1854.00
APRIL	1733.00

### SPECIAL MESSAGE

Our Illicit Discharge Ordinance prohibits any direct or indirect non-storm water discharge to the storm drain system. This includes swimming pool water that has not been dechlorinated (less than 1 ppm of chlorine). Please DO NOT feed the storm drain!

Good Friday Residential Garbage: Mon 4/6 and Tues 4/7 Regular Garbage Collection. Wed 4/8 routes normally collected on Thurs will be picked up. Thurs 4/9 routes normally collected on Fri will be picked up. Fri 4/10 there will be No Collection.

**POSTED**

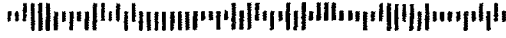


**City of Tyler**  
Tyler Water Utilities  
P.O. Box 336  
Tyler, TX 75710

Office Hours: M - F, 8 am - 5 pm  
Customer Svc: (903) 531-1230  
Fax: (903) 531-1240  
Service Center (903) 531-1285  
Solid Waste (903) 531-1388  
After Hours Emergency: (903) 597-6541  
[www.cityoftyler.org](http://www.cityoftyler.org)



\*\*AUTO\*\*ALL FOR AADC 752 23 AADC 117683AA27-A-1  
5794 1 AB 0.436



COMMUNITY WATER COMPANY  
PO BOX 730  
CORSICANA TX 75151-0730



### YOUR MONTHLY USAGE

WATER	
MARCH	1553.00
APRIL	2761.00
MAY	1412.00
JUNE	2323.00
JULY	3080.00
AUGUST	3171.00
SEPTEMBER	2807.00
OCTOBER	2771.00
NOVEMBER	2272.00
DECEMBER	1966.00
JANUARY	3062.00
FEBRUARY	1811.00
MARCH	1854.00

### SPECIAL MESSAGE

Our Illicit Discharge Ordinance prohibits any direct or indirect non-storm water discharge to the storm drain system. This includes auto fluids, paints, yard wastes, and garbage. Please DO NOT feed the storm drain!

# Account Statement

## ACCOUNT INFORMATION

ACCOUNT: 64377-119946  
SERVICE ADDRESS: 2851 HWY 271  
CYCLE-ROUTE: 01-11  
RATE CLASS: COMMUNITY WATER  
TOTAL AMOUNT DUE: 7666.29  
BILL DATE: 02/27/2020  
DUE DATE: 03/23/2020

## CURRENT METER INFORMATION

Service Period: 01/21/2020 through 02/19/2020 29 days

Meter	Service Type	Previous	Current	Consumption
74291204	WA - TGAL	9878.00	1732.00	1854.00

## ACCOUNT ACTIVITY

LAST BILL 7566.96  
TOTAL PAID SINCE LAST BILL -7566.96  
ADJUSTMENTS .00

## NEW CHARGES

WATER 7659.70  
WATER SERVICE FEE 0.46  
REG COMPLIANCE FEE 6.13  
TOTAL CURRENT CHARGES 7666.29

## ACCOUNT BALANCE

NEW CHARGES DUE BY 03/23/2020 7666.29  
TOTAL AMOUNT DUE 7666.29

**POSTED**



**City of Tyler**  
Tyler Water Utilities  
P.O. Box 336  
Tyler, TX 75710

Office Hours: M - F, 8 am - 5 pm  
Customer Svc: (903) 531-1230  
Fax: (903) 531-1240  
Service Center (903) 531-1285  
Solid Waste (903) 531-1388  
After Hours Emergency: (903) 597-6541  
www.cityoftyler.org

\*\*AUTO\*\*ALL FOR AADC 752 23 AADC 117399AA30-A-1  
5629 1 AB 0.416



COMMUNITY WATER COMPANY  
PO BOX 730  
CORSICANA TX 75151-0730

## Account Statement

### ACCOUNT INFORMATION

ACCOUNT: 64377-119946  
SERVICE ADDRESS: 2851 HWY 271  
CYCLE-ROUTE: 01-11  
RATE CLASS: COMMUNITY WATER  
TOTAL AMOUNT DUE: 7566.96  
BILL DATE: 01/30/2020  
DUE DATE: 02/24/2020

### CURRENT METER INFORMATION

Service Period: 12/23/2019 through 01/21/2020 29 days

Meter	Service Type	Previous	Current	Consumption
74291204	WA - TGAL	8067.00	9878.00	1811.00

### ACCOUNT ACTIVITY

LAST BILL 10456.77  
TOTAL PAID SINCE LAST BILL -10456.77  
ADJUSTMENTS .00

### NEW CHARGES

WATER 7560.37  
WATER SERVICE FEE 0.46  
REG COMPLIANCE FEE 6.13  
TOTAL CURRENT CHARGES 7566.96

### ACCOUNT BALANCE

NEW CHARGES DUE BY 02/24/2020 7566.96  
TOTAL AMOUNT DUE 7566.96

### YOUR MONTHLY USAGE

WATER	
FEBRUARY	5523.00
MARCH	1553.00
APRIL	2761.00
MAY	1412.00
JUNE	2323.00
JULY	3080.00
AUGUST	3171.00
SEPTEMBER	2807.00
OCTOBER	2771.00
NOVEMBER	2272.00
DECEMBER	1966.00
JANUARY	3062.00
FEBRUARY	1811.00

### SPECIAL MESSAGE

**POSTED**



**City of Tyler**  
Tyler Water Utilities  
P.O. Box 336  
Tyler, TX 75710

Office Hours: M - F, 8 am - 5 pm  
Customer Svc: (903) 531-1230  
Fax: (903) 531-1240  
Service Center (903) 531-1285  
Solid Waste (903) 531-1388  
After Hours Emergency: (903) 597-6541  
www.cityoftyler.org

## Account Statement

### ACCOUNT INFORMATION

ACCOUNT: 64377-119946  
SERVICE ADDRESS: 2851 HWY 271  
CYCLE-ROUTE: 01-11  
RATE CLASS: COMMUNITY WATER  
TOTAL AMOUNT DUE: 10456.77  
BILL DATE: 01/02/2020  
DUE DATE: 01/27/2020

### CURRENT METER INFORMATION

Service Period: 11/13/2019 through 12/23/2019 40 days

Meter	Service Type	Previous	Current	Consumption
74291204	WA - TGAL	5005.00	8067.00	3062.00

### ACCOUNT ACTIVITY

LAST BILL 7925.01  
TOTAL PAID SINCE LAST BILL -7925.01  
ADJUSTMENTS .00

### NEW CHARGES

WATER 10450.18  
WATER SERVICE FEE 0.46  
REG COMPLIANCE FEE 6.13  
TOTAL CURRENT CHARGES 10456.77

### ACCOUNT BALANCE

NEW CHARGES DUE BY 01/27/2020 10456.77  
TOTAL AMOUNT DUE 10456.77

\*\*AUTO\*\*ALL FOR AADC 752 23 AADC 116917AA02-A-1  
5801 1 AB 0-409



COMMUNITY WATER COMPANY  
PO BOX 730  
CORSICANA TX 75151-0730

### YOUR MONTHLY USAGE

WATER	
JANUARY	5630.00
FEBRUARY	5523.00
MARCH	1553.00
APRIL	2761.00
MAY	1412.00
JUNE	2323.00
JULY	3080.00
AUGUST	3171.00
SEPTEMBER	2807.00
OCTOBER	2771.00
NOVEMBER	2272.00
DECEMBER	1966.00
JANUARY	3062.00

### SPECIAL MESSAGE

The City of Tyler is providing two locations for Christmas tree recycling. Please drop undecorated trees off in designated areas at Golden Road Park or Fun Forest Park from 12/26/19 - 1/19/20.

**POSTED**



**City of Tyler**  
Tyler Water Utilities  
P.O. Box 336  
Tyler, TX 75710



\*\*AUTO\*\*ALL FOR AADC 752 23 AADC 116435AA21-A-1  
5784 1 AB 0.409



COMMUNITY WATER COMPANY  
PO BOX 730  
CORSICANA TX 75151-0730

Office Hours: M - F, 8 am - 5 pm  
Customer Svc: (903) 531-1230  
Fax: (903) 531-1240  
Service Center (903) 531-1285  
Solid Waste (903) 531-1388  
After Hours Emergency: (903) 597-6541  
[www.cityoftyler.org](http://www.cityoftyler.org)

# Account Statement

## ACCOUNT INFORMATION

ACCOUNT: 64377-119946  
SERVICE ADDRESS: 2851 HWY 271  
CYCLE-ROUTE: 01-11  
RATE CLASS: COMMUNITY WATER  
TOTAL AMOUNT DUE: 7925.01  
BILL DATE: 11/21/2019  
DUE DATE: 12/16/2019

## CURRENT METER INFORMATION

Service Period: 10/16/2019 through 11/13/2019 28 days

Meter	Service Type	Previous	Current	Consumption
74291204	WA - TGAL	3039.00	5005.00	1966.00

## ACCOUNT ACTIVITY

LAST BILL 8631.87  
TOTAL PAID SINCE LAST BILL -8631.87  
ADJUSTMENTS .00

## NEW CHARGES

WATER 7918.42  
WATER SERVICE FEE 0.46  
REG COMPLIANCE FEE 6.13  
**TOTAL CURRENT CHARGES 7925.01**

## ACCOUNT BALANCE

**NEW CHARGES DUE BY 12/16/2019 7925.01**  
**TOTAL AMOUNT DUE 7925.01**

## YOUR MONTHLY USAGE

WATER	
DECEMBER	2395.00
JANUARY	5630.00
FEBRUARY	5523.00
MARCH	1553.00
APRIL	2761.00
MAY	1412.00
JUNE	2323.00
JULY	3080.00
AUGUST	3171.00
SEPTEMBER	2807.00
OCTOBER	2771.00
NOVEMBER	2272.00
DECEMBER	1966.00

## SPECIAL MESSAGE

A TEMPORARY CHANGE HAS BEEN MADE TO THE TREATMENT PROCESS TO IMPROVE WATER QUALITY.BETWEEN 10/21/19 AND 11/18/19 SOME TASTE AND ODOR CHANGES MAY BRIEFLY OCCUR.THERE ARE NO ASSOCIATED HEALTH RISKS WITH THIS TREATMENT.CONTACT THE WATER SERVICE CENTER AT 903-531-1285 IF YOU HAVE ANY QUESTIONS.

Christmas & New Year's Garbage Schedule: There will be no change to your collection schedule for the Christmas and New Year's holidays.  
Please remember to protect the 4 P's this winter. People, Pets, Pipes and Plants.

**POSTED**



**City of Tyler**  
Tyler Water Utilities  
P.O. Box 336  
Tyler, TX 75710



\*\*AUTO\*\*ALL FOR AADC 752 23 AADC 115972AA24-A-1  
5794 1 AB 0.409



COMMUNITY WATER COMPANY  
PO BOX 730  
CORSICANA TX 75151-0730

Office Hours: M - F, 8 am - 5 pm  
Customer Svc: (903) 531-1230  
Fax: (903) 531-1240  
Service Center (903) 531-1285  
Solid Waste (903) 531-1388  
After Hours Emergency: (903) 597-6541  
www.cityoftyler.org

## Account Statement

### ACCOUNT INFORMATION

ACCOUNT: 64377-119946  
SERVICE ADDRESS: 2851 HWY 271  
CYCLE-ROUTE: 01-11  
RATE CLASS: COMMUNITY WATER  
TOTAL AMOUNT DUE: 8631.87  
BILL DATE: 10/24/2019  
DUE DATE: 11/18/2019

### CURRENT METER INFORMATION

Service Period: 09/17/2019 through 10/16/2019 29 days

Meter	Service Type	Previous	Current	Consumption
74291204	WA - TGAL	767.00	3039.00	2272.00

### ACCOUNT ACTIVITY

LAST BILL 9229.94  
TOTAL PAID SINCE LAST BILL -9229.94  
ADJUSTMENTS .00

### NEW CHARGES

WATER 8625.28  
WATER SERVICE FEE 0.46  
REG COMPLIANCE FEE 6.13  
TOTAL CURRENT CHARGES 8631.87

### ACCOUNT BALANCE

NEW CHARGES DUE BY 11/18/2019 8631.87  
TOTAL AMOUNT DUE 8631.87

### YOUR MONTHLY USAGE

WATER	
NOVEMBER	2446.00
DECEMBER	2395.00
JANUARY	5630.00
FEBRUARY	5523.00
MARCH	1553.00
APRIL	2761.00
MAY	1412.00
JUNE	2323.00
JULY	3080.00
AUGUST	3171.00
SEPTEMBER	2807.00
OCTOBER	2771.00
NOVEMBER	2272.00

### SPECIAL MESSAGE

EMPORARY CHANGE HAS BEEN MADE TO THE TREATMENT PROCESS  
IMPROVE WATER QUALITY.BETWEEN 10/21/19 AND 11/18/19 SOME  
TASTE AND ODOR CHANGES MAY BRIEFLY OCCUR.THERE ARE NO  
ASSOCIATED HEALTH RISKS WITH THIS TREATMENT.CONTACT THE  
WATER SERVICE CENTER AT 903-531-1285 IF YOU HAVE ANY  
QUESTIONS.

City flushes hydrants to remove sediment and rust from the water,maintain  
proper chlorine concentrations and to test fire flow capacity.The water goes back  
into the water system without being wasted.

**POSTED**

	<u>Water Sold</u>	<u># of Customers</u>	<u>Charges</u>
Oct-19	1,658,040	291	\$ 13,475.20
Nov-19	1,934,715	293	17,163.46
Dec-19	1,399,630	293	15,236.71
Jan-20	1,724,720	295	18,324.21
Feb-20	1,635,860	299	16,722.76
Mar-20	1,644,510	305	18,040.70
Apr-20	1,575,360	306	16,641.65
May-20	2,084,320	305	18,749.40
Jun-20	2,354,310	308	19,946.43
Jul-20	2,033,980	306	18,291.13
Aug-20	2,749,190	305	21,428.40
Sep-20	2,487,400	305	20,280.12
<b>Grand Total:</b>	<b>23,282,035</b>		<b>\$ 214,300.17</b>

**AFFIDAVIT**

STATE OF TEXAS

§

§

COUNTY OF NAVARRO

§

Before me, the undersigned authority, personally appeared Annie Bates, who upon oath deposed and stated:

1. My name is Annie Bates, and I am the Records Clerk of Community Water Company (the "Utility"). I have personal knowledge of the facts set forth below, am over 18 years of age, am competent to make this affidavit and have authority to do so on behalf of the Utility.


2. I hereby affirm that the attached Notices to Community Water Company customers in the Montgomery Gardens subdivision was mailed to each customer or other affected party on or about December 11, 2020.

By:

Annie Bates  
Annie Bates

Community Water Company

SUBSCRIBED AND SWORN TO BEFORE ME this 14th day of December, 2020.



[SEAL]

Trudy Patterson  
Notary Public, State of Texas

TRUDY PATTERSON  
Printed Name  
My Commission Expires: 8-14-2024



# **ATTACHMENT 1**

DOCKET NO. 51647

5-Year True Up of Pass-Through

COMMUNITY WATER COMPANY CCN# 10534

PWS No. 2120008

Table of Contents

Annual Summaries	2
Monthly Summaries	3
Monthly Customer Detail	Attachment A
Tyler Bills	Attachment B

Community Water Company  
Montgomery Gardens  
5-Year True-Up- Annual Summary

Line		Col (A)	(B)	(C)	(D)	(E)	(F)
No.		October 2015- September 2016	October 2016- September 2017	October 2017- September 2018	October 2018- September 2019	October 2019- September 2020	Total
1	Usage (gallons)	21,783,454	19,797,901	18,615,331	19,462,040	23,282,035	102,940,761
2	Pass-Through Collections	\$ 7,189	\$ 9,987	\$ 11,951	\$ 16,108	\$ 24,229	\$ 69,465
3	Pass-Through Payments	\$ 93,990	\$ 92,246	\$ 99,898	\$ 116,471	\$ 103,645	\$ 506,249
4	Over/(Under) Recovery	\$ (86,801)	\$ (82,259)	\$ (87,947)	\$ (100,363)	\$ (79,416)	\$ (436,784)

Community Water Company  
Montgomery Gardens  
5-Year True-Up- Monthly Detail

Line	Col (A)	(B)	(C)	(D)	(E)	(F)	(G)	(H)
No	Month	Usage (gallons)	Pass-Through Charge	Pass-Through Estimate	Tyler Bill	Over/(Under) Recovery	Year	Month
1	10/1/2015	1,705,341	\$ 0.33	\$ 562.76	\$ 7,453.33	\$ (6,890.57)	2015	10
2	11/1/2015	1,507,461	\$ 0.33	\$ 497.46	\$ 7,840.93	\$ (7,343.47)	2015	11
3	12/1/2015	1,596,134	\$ 0.33	\$ 526.72	\$ 7,953.03	\$ (7,426.31)	2015	12
4	1/1/2016	1,898,031	\$ 0.33	\$ 626.35	\$ 6,966.93	\$ (6,340.58)	2016	1
5	2/1/2016	2,772,750	\$ 0.33	\$ 915.01	\$ 6,900.43	\$ (5,985.42)	2016	2
6	3/1/2016	1,434,340	\$ 0.33	\$ 473.33	\$ 7,360.23	\$ (6,886.90)	2016	3
7	4/1/2016	1,486,091	\$ 0.33	\$ 490.41	\$ 4,295.53	\$ (3,805.12)	2016	4
8	5/1/2016	1,602,298	\$ 0.33	\$ 528.76	\$ 11,407.46	\$ (10,878.70)	2016	5
9	6/1/2016	1,797,185	\$ 0.33	\$ 593.07	\$ 5,684.66	\$ (5,091.59)	2016	6
10	7/1/2016	2,199,419	\$ 0.33	\$ 725.81	\$ 13,197.26	\$ (12,471.45)	2016	7
11	8/1/2016	1,958,770	\$ 0.33	\$ 646.39	\$ 7,687.26	\$ (7,040.87)	2016	8
12	9/1/2016	1,825,634	\$ 0.33	\$ 602.46	\$ 7,242.66	\$ (6,640.20)	2016	9
13	10/1/2016	1,623,986	\$ 0.33	\$ 535.92	\$ 7,561.26	\$ (7,025.34)	2016	10
14	11/1/2016	1,726,030	\$ 0.33	\$ 569.59	\$ 8,801.43	\$ (8,231.84)	2016	11
15	12/1/2016	1,352,461	\$ 0.54	\$ 730.33	\$ 7,277.85	\$ (6,547.52)	2016	12
16	1/1/2017	1,785,553	\$ 0.54	\$ 964.20	\$ 7,442.67	\$ (6,478.47)	2017	1
17	2/1/2017	1,527,465	\$ 0.54	\$ 824.83	\$ 6,879.87	\$ (6,055.04)	2017	2
18	3/1/2017	1,323,106	\$ 0.54	\$ 714.48	\$ 6,871.83	\$ (6,157.35)	2017	3
19	4/1/2017	1,753,219	\$ 0.54	\$ 946.74	\$ 7,113.03	\$ (6,166.29)	2017	4
20	5/1/2017	1,847,280	\$ 0.54	\$ 997.53	\$ 7,565.28	\$ (6,567.75)	2017	5
21	6/1/2017	1,532,712	\$ 0.54	\$ 827.66	\$ 8,246.67	\$ (7,419.01)	2017	6
22	7/1/2017	1,569,645	\$ 0.54	\$ 847.61	\$ 11,287.80	\$ (10,440.19)	2017	7
23	8/1/2017	1,997,130	\$ 0.54	\$ 1,078.45	\$ 5,392.47	\$ (4,314.02)	2017	8
24	9/1/2017	1,759,314	\$ 0.54	\$ 950.03	\$ 7,805.75	\$ (6,855.72)	2017	9
25	10/1/2017	1,528,892	\$ 0.54	\$ 825.60	\$ 7,693.41	\$ (6,867.81)	2017	10
26	11/1/2017	669,500	\$ 0.54	\$ 361.53	\$ 8,951.31	\$ (8,589.78)	2017	11
27	12/1/2017	2,288,050	\$ 0.54	\$ 1,235.55	\$ 8,651.01	\$ (7,415.46)	2017	12
28	1/1/2018	1,478,020	\$ 0.54	\$ 798.13	\$ 8,873.61	\$ (8,075.48)	2018	1
29	2/1/2018	1,480,992	\$ 0.54	\$ 799.74	\$ 7,378.41	\$ (6,578.67)	2018	2
30	3/1/2018	1,169,605	\$ 0.71	\$ 830.42	\$ 6,786.21	\$ (5,955.79)	2018	3
31	4/1/2018	1,216,350	\$ 0.71	\$ 863.61	\$ 7,204.11	\$ (6,340.50)	2018	4
32	5/1/2018	1,377,946	\$ 0.71	\$ 978.34	\$ 6,853.41	\$ (5,875.07)	2018	5
33	6/1/2018	1,700,736	\$ 0.71	\$ 1,207.52	\$ 10,030.71	\$ (8,823.19)	2018	6
34	7/1/2018	2,094,410	\$ 0.71	\$ 1,487.03	\$ 10,641.81	\$ (9,154.78)	2018	7
35	8/1/2018	1,939,740	\$ 0.71	\$ 1,377.22	\$ 9,018.51	\$ (7,641.29)	2018	8
36	9/1/2018	1,671,090	\$ 0.71	\$ 1,186.47	\$ 7,815.21	\$ (6,628.74)	2018	9
37	10/1/2018	1,597,200	\$ 0.71	\$ 1,134.01	\$ 8,521.44	\$ (7,387.43)	2018	10
38	11/1/2018	1,258,360	\$ 0.71	\$ 893.44	\$ 8,410.26	\$ (7,516.82)	2018	11
39	12/1/2018	1,338,090	\$ 0.71	\$ 950.04	\$ 15,462.56	\$ (14,512.52)	2018	12
40	1/1/2019	1,344,280	\$ 0.86	\$ 1,156.08	\$ 15,229.30	\$ (14,073.22)	2019	1
41	2/1/2019	1,251,480	\$ 0.86	\$ 1,076.27	\$ 6,574.70	\$ (5,498.43)	2019	2
42	3/1/2019	1,368,810	\$ 0.86	\$ 1,177.18	\$ 9,208.14	\$ (8,030.96)	2019	3
43	4/1/2019	1,719,160	\$ 0.86	\$ 1,478.48	\$ 6,267.32	\$ (4,788.84)	2019	4
44	5/1/2019	2,309,150	\$ 0.86	\$ 1,985.87	\$ 8,253.30	\$ (6,267.43)	2019	5
45	6/1/2019	881,190	\$ 0.86	\$ 757.82	\$ 9,903.56	\$ (9,145.74)	2019	6
46	7/1/2019	1,714,430	\$ 0.86	\$ 1,474.41	\$ 10,101.94	\$ (8,627.53)	2019	7
47	8/1/2019	3,073,200	\$ 0.86	\$ 2,642.95	\$ 9,308.42	\$ (6,665.47)	2019	8
48	9/1/2019	1,606,690	\$ 0.86	\$ 1,381.75	\$ 9,229.94	\$ (7,848.19)	2019	9
49	10/1/2019	1,658,040	\$ 0.86	\$ 1,425.91	\$ 8,631.87	\$ (7,205.96)	2019	10
50	11/1/2019	1,934,715	\$ 0.86	\$ 1,663.85	\$ 7,925.01	\$ (6,261.16)	2019	11
51	12/1/2019	1,399,630	\$ 0.86	\$ 1,203.68	\$ 10,456.77	\$ (9,253.09)	2019	12
52	1/1/2020	1,724,720	\$ 1.09	\$ 1,879.94	\$ 7,566.96	\$ (5,687.02)	2020	1
53	2/1/2020	1,635,860	\$ 1.09	\$ 1,783.09	\$ 7,666.29	\$ (5,883.20)	2020	2
54	3/1/2020	1,644,510	\$ 1.09	\$ 1,792.52	\$ 7,386.78	\$ (5,594.26)	2020	3
55	4/1/2020	1,575,360	\$ 1.09	\$ 1,717.14	\$ 7,518.45	\$ (5,801.31)	2020	4
56	5/1/2020	2,084,320	\$ 1.09	\$ 2,271.91	\$ 7,929.63	\$ (5,657.72)	2020	5
57	6/1/2020	2,354,310	\$ 1.09	\$ 2,566.20	\$ 10,553.79	\$ (7,987.59)	2020	6
58	7/1/2020	2,033,980	\$ 1.09	\$ 2,217.04	\$ 10,052.52	\$ (7,835.48)	2020	7
59	8/1/2020	2,749,190	\$ 1.09	\$ 2,996.62	\$ 9,156.24	\$ (6,159.62)	2020	8
60	9/1/2020	2,487,400	\$ 1.09	\$ 2,711.27	\$ 8,800.50	\$ (6,089.23)	2020	9

**ATTACHMENT A**  
**MONTHLY CUSTOMER DETAIL**

	<u>Water Sold</u>	<u># of Customers</u>		<u>Charges</u>
Oct-19	1,658,040	291	\$	13,475.20
Nov-19	1,934,715	293		17,163.46
Dec-19	1,399,630	293		15,236.71
Jan-20	1,724,720	295		18,324.21
Feb-20	1,635,860	299		16,722.76
Mar-20	1,644,510	305		18,040.70
Apr-20	1,575,360	306		16,641.65
May-20	2,084,320	305		18,749.40
Jun-20	2,354,310	308		19,946.43
Jul-20	2,033,980	306		18,291.13
Aug-20	2,749,190	305		21,428.40
Sep-20	2,487,400	305		20,280.12
<b>Grand Total:</b>	<b>23,282,035</b>		<b>\$</b>	<b>214,300.17</b>

September 2019				
System	Rate	Usage	Charge	
Beaton Lake	1BL	69,320	\$	653.39
Garrett 1 inch	1GA	192,600		1,846.72
Garrett 1 inch	1GR	52,990		466.41
Montgomery Gardens 1	1MG	100,690		618.01
Northcrest 1 inch	1NC	40,550		365.24
Garrett 2 inch	2GA	6,400		429.34
Retreat	AV	774,280		9,852.56
Beaton Lake	BL	171,050		2,030.07
Garrett	GA	948,326		14,340.72
Garrett	GR	478,060		7,299.75
Lakewood	LW	889,203		10,355.55
Lakewood	LWZ	1,400		4.20
Montgomery Gardens 1	MD	1,506,000		15,402.36
Northcrest	NC	275,570		2,551.16
Purdon	PU	1,115,050		13,511.80
Retreat	RT	573,780		7,653.21
<b>Grand Total:</b>		<b>7,195,269</b>	<b>\$</b>	<b>87,380.49</b>

**August 2019**

<b>System</b>	<b>Rate</b>	<b>Usage</b>	<b>Charge</b>
Beaton Lake	1BL	38,140 \$	428.28
Garrett 1 inch	1GA	88,150	1,182.42
Garrett 1 inch	1GR	234,880	1,650.52
Montgomery Gardens 1	1MG	2,610	239.42
Northcrest 1 inch	1NC	29,530	289.31
Garrett 2 inch	2GA	8,300	441.43
Retreat	AV	805,750	10,129.27
Beaton Lake	BL	155,340	1,915.58
Garrett	GA	846,086	13,607.55
Garrett	GR	496,490	7,458.62
Lakewood	LW	818,831	10,139.54
Lakewood	LWZ	3,900	11.70
Montgomery Gardens 1	MD	3,070,590	21,495.96
Northcrest	NC	341,840	3,007.74
Purdon	PU	1,026,480	12,810.23
Retreat	RT	663,250	8,232.37
<b>Grand Total:</b>		<b>8,630,167 \$</b>	<b>93,039.94</b>



**July 2019**

<b>System</b>	<b>Rate</b>	<b>Usage</b>	<b>Charge</b>
Beaton Lake	1BL	13,450 \$	250.01
Garrett 1 inch	1GA	657,060	4,800.68
Garrett 1 inch	1GR	66,420	553.84
Montgomery Gardens 1	1MG	8,430	261.89
Northcrest 1 inch	1NC	4,660	117.96
Garrett 2 inch	2GA	8,400	442.06
Retreat	AV	722,060	9,567.98
Beaton Lake	BL	143,740	1,844.09
Garrett	GA	1,165,314	15,601.87
Garrett	GR	598,750	8,124.31
Lakewood	LW	902,472	10,315.73
Lakewood	LWZ	4,410	13.23
Montgomery Gardens 1	MD	1,706,000	16,158.75
Northcrest	NC	169,670	1,837.39
Purdon	PU	1,147,460	13,540.05
Retreat	RT	707,170	7,602.46
<b>Grand Total:</b>		<b>8,025,466 \$</b>	<b>91,032.30</b>

**June 2019**

<b>System</b>	<b>Rate</b>	<b>Usage</b>	<b>Charge</b>
Beaton Lake	1BL	3,690	\$ 179.54
Garrett 1 inch	1GA	1,425,540	9,688.21
Garrett 1 inch	1GR	57,820	497.86
Montgomery Gardens 1	1MG	241,620	1,162.01
Northcrest 1 inch	1NC	2,070	102.97
Garrett 2 inch	2GA	9,400	448.42
Retreat	AV	433,260	6,199.67
Beaton Lake	BL	133,460	1,789.22
Garrett	GA	739,968	12,956.16
Garrett	GR	444,040	7,117.15
Lakewood	LW	607,474	9,372.73
Lakewood	LWZ	2,810	8.43
Montgomery Gardens 1	MD	639,570	11,973.76
Northcrest	NC	147,820	1,670.95
Purdon	PU	585,840	9,356.95
Retreat	RT	58,430	874.16
Retreat	AV	167,870	2,508.48
Garrett	GA	250	9.88
Garrett	GR	1,070	11.11
Montgomery Gardens 1	MD	-	(24.46)
Purdon	PU	-	3.06
Retreat	RT	350,000	5,485.33
<b>Grand Total:</b>		<b>6,052,002</b>	<b>\$ 81,391.59</b>

**May 2019**

<b>System</b>	<b>Rate</b>	<b>Usage</b>	<b>Charge</b>
Beaton Lake	1BL	10,680 \$	230.01
Garrett 1 inch	1GA	86,550	1,172.24
Garrett 1 inch	1GR	32,240	331.33
Montgomery Gardens 1	1MG	292,110	1,356.89
Northcrest 1 inch	1NC	-	-
Garrett 2 inch	2GA	24,300	543.19
Retreat	AV	601,770	8,723.45
Beaton Lake	BL	143,210	1,859.67
Garrett	GA	667,246	12,512.64
Garrett	GR	316,240	6,285.16
Lakewood	LW	500,433	9,011.92
Lakewood	LWZ	1,580	4.74
Montgomery Gardens 1	MD	2,017,040	17,295.22
Northcrest	NC	123,730	1,504.96
Purdon	PU	668,190	9,872.76
Retreat	RT	471,700	6,809.33
<b>Grand Total:</b>		<b>5,957,019 \$</b>	<b>77,513.51</b>

**April 2019**

<b>System</b>	<b>Rate</b>	<b>Usage</b>	<b>Charge</b>
Beaton Lake	1BL	3,560 \$	178.60
Garrett 1 inch	1GA	165,230	1,672.65
Garrett 1 inch	1GR	39,700	379.90
Montgomery Gardens 1	1MG	96,950	603.58
Northcrest 1 inch	1NC	-	-
Garrett 2 inch	2GA	59,800	768.97
Retreat	AV	503,750	8,042.23
Beaton Lake	BL	110,450	1,620.04
Garrett	GA	909,675	14,028.55
Garrett	GR	433,810	7,164.04
Lakewood	LW	478,091	8,963.05
Lakewood	LWZ	2,350	3.00
Montgomery Gardens 1	MD	1,622,210	15,690.73
Northcrest	NC	98,370	1,330.21
Purdon	PU	725,580	9,375.08
Retreat	RT	418,650	6,432.12
<b>Grand Total:</b>		<b>5,668,176 \$</b>	<b>76,252.75</b>

March 2019				
System	Rate	Usage		Charge
Beaton Lake	1BL	4,590	\$	186.04
Garrett 1 inch	1GA	9,940		685.00
Garrett 1 inch	1GR	24,810		282.96
Montgomery Gardens 1	1MG	110,420		655.57
Northcrest 1 inch	1NC	-		-
Garrett 2 inch	2GA	9,000		445.88
Retreat	AV	511,780		7,924.65
Beaton Lake	BL	98,830		1,533.40
Garrett	GA	691,385		12,692.76
Garrett	GR	342,050		6,418.28
Lakewood	LW	476,210		9,028.64
Lakewood	LWZ	1,060		3.00
Montgomery Gardens 1	MD	1,258,390		14,139.10
Northcrest	NC	83,130		1,225.23
Purdon	PU	1,619,510		19,514.66
Retreat	RT	408,160		6,341.68
<b>Grand Total:</b>		<b>5,649,265</b>	<b>\$</b>	<b>81,076.85</b>

**February 2019**

<b>System</b>	<b>Rate</b>	<b>Usage</b>	<b>Charge</b>
Beaton Lake	1BL	1,900 \$	166.62
Garrett 1 inch	1GA	18,760	741.10
Garrett 1 inch	1GR	35,140	350.21
Montgomery Gardens 1	1MG	12,660	276.31
Northcrest 1 inch	1NC	-	-
Garrett 2 inch	2GA	5,400	422.98
Retreat	AV	410,690	7,339.90
Beaton Lake	BL	101,470	1,558.29
Garrett	GA	11,632	8,286.03
Garrett	GR	293,830	6,139.29
Lakewood	LW	455,668	8,981.44
Lakewood	LWZ	580	3.00
Montgomery Gardens 1	MD	1,238,820	14,007.41
Northcrest	NC	61,760	1,078.00
Purdon	PU	26,550	446.94
Retreat	RT	335,800	5,826.84
Garrett	GA	-	82.90
Garrett	GR	-	-
Montgomery Gardens 1	MD	-	-
Purdon	PU	610,390	9,268.79
<b>Grand Total:</b>		<b>3,621,050 \$</b>	<b>64,976.05</b>

**January 2019**

<b>System</b>	<b>Rate</b>	<b>Usage</b>	<b>Charge</b>
Beaton Lake	1BL	5,280 \$	191.02
Garrett 1 inch	1GA	24,990	780.71
Garrett 1 inch	1GR	25,490	287.39
Montgomery Gardens 1	1MG	60,610	454.21
Northcrest 1 inch	1NC	-	-
Garrett 2 inch	2GA	5,600	424.26
Retreat	AV	-	21.41
Beaton Lake	BL	129,080	1,757.61
Garrett	GA	846,717	13,686.20
Garrett	GR	349,410	6,598.29
Lakewood	LW	412,049	8,878.59
Lakewood	LWZ	1,210	3.00
Montgomery Gardens 1	MD	1,283,670	14,121.21
Northcrest	NC	73,770	1,172.95
Purdon	PU	680,750	9,459.43
Retreat	RT	630	28.05
Retreat	AV	577,810	8,572.91
Garrett	GR	-	-
Lakewood	LW	-	-
Montgomery Gardens 1	MD	-	4.08
Purdon	PU	-	-
Retreat	RT	396,790	6,311.71
<b>Grand Total:</b>		<b>4,873,856 \$</b>	<b>72,753.03</b>

December 2018				
System	Rate	Usage	Charge	
Beaton Lake	1BL	1,780	\$	165.75
Garrett 1 inch	1GA	14,970		417.87
Garrett 1 inch	1GR	30,930		322.80
Montgomery Gardens 1	1MG	53,570		428.10
Northcrest 1 inch	1NC	-		-
Garrett 2 inch	2GA	16,300		492.31
Retreat	AV	580,110		9,804.70
Beaton Lake	BL	81,950		1,418.36
Garrett	GA	871,600		13,086.22
Garrett	GR	293,610		6,283.62
Lakewood	LW	414,990		8,883.60
Lakewood	LWZ	1,050		3.00
Montgomery Gardens 1	MD	1,284,520		14,170.10
Northcrest	NC	91,000		1,279.45
Purdon	PU	605,260		8,943.88
Retreat	RT	669,990		11,181.32
<b>Grand Total:</b>		<b>5,011,630</b>	<b>\$</b>	<b>76,881.08</b>



November 2018			
System	Rate	Usage	Charge
Beaton Lake	1BL	7,770 \$	206.75
Garrett 1 inch	1GA	22,330	349.28
Garrett 1 inch	1GR	41,420	391.09
Montgomery Gardens 1	1MG	53,050	426.16
Northcrest 1 inch	1NC	-	-
Garrett 2 inch	2GA	42,600	659.58
Retreat	AV	446,810	6,143.41
Beaton Lake	BL	135,650	1,796.29
Garrett	GA	(7,584,098)	(40,150.19)
Garrett	GR	369,570	6,778.13
Lakewood	LW	296,320	8,452.02
Lakewood	LWZ	(1,120)	3.00
Montgomery Gardens 1	MD	1,205,310	13,951.41
Northcrest	NC	147,720	1,609.69
Purdon	PU	811,380	10,215.80
Retreat	RT	45,550	794.46
Retreat	AV	137,550	2,205.97
Montgomery Gardens 1	MD	-	-
Retreat	RT	345,870	5,375.35
<b>Grand Total:</b>		<b>(3,476,328) \$</b>	<b>19,208.20</b>

**October 2018**

<b>System</b>	<b>Rate</b>	<b>Usage</b>	<b>Charge</b>
Beaton Lake	1BL	24,660 \$	323.79
Garrett 1 inch	1GA	15,110	303.36
Garrett 1 inch	1GR	41,820	393.70
Montgomery Gardens 1	1MG	41,120	381.91
Northcrest 1 inch	1NC	-	-
Garrett 2 inch	2GA	10,600	456.06
Retreat	AV	599,880	8,453.42
Beaton Lake	BL	114,000	1,615.65
Garrett	GA	9,658,942	69,499.05
Garrett	GR	371,350	6,789.70
Lakewood	LW	571,444	9,298.18
Lakewood	LWZ	3,170	3.00
Montgomery Gardens 1	MD	1,556,080	15,484.45
Northcrest	NC	134,670	1,473.64
Purdon	PU	1,105,080	10,980.19
Retreat	RT	470,630	6,727.04
<b>Grand Total:</b>		<b>14,718,556 \$</b>	<b>132,183.14</b>

Community Water Company  
Usage Breakdown

Book #:90

Income Center	Rate Code	STEP ONE	STEP TWO	Total
Water	IMG	0	116,520	116,520
		\$305.80	\$412.49	\$718.29
		4	4	4
	MD	2,340	1,640,454	1,642,794
		\$9,496.11	\$5,679.88	\$15,175.99
		333	333	333
	Income Totals	2,340	1,756,974	1,759,314
		\$9,801.91	\$6,092.37	\$15,894.28
Assessment	TX			
		\$9,801.91	\$6,092.37	\$15,894.28
		337	337	337
	TX	1,756,974	0	1,756,974
		\$159.20	\$0.00	\$159.20
		337	0	337
	Income Totals	1,756,974	0	1,756,974
		\$159.20	\$0.00	\$159.20
		\$159.20	\$0.00	\$159.20
		337	0	337
		\$159.20	\$0.00	\$159.20
		337	0	337

## Totals for Book 90 :

Total Usage:	1,759,314	
Total Charges:	\$16,053.24	\$16,053.48
Customers:	337	

Income Center	Rate Code	STEP ONE	STEP TWO	Total
Water	IMG	0.00	116,520.00	116,520
		\$305.80	\$412.49	\$718.29
		4	4	
	MD	2,340.00	1,640,454.00	1,642,794
		\$9,496.11	\$5,679.88	\$15,175.99
		333	333	
	Income Totals	2,340.00	1,756,974.00	1,759,314
		\$9,801.91	\$6,092.37	\$15,894.28
Assessment	TX			
		\$9,801.91	\$6,092.37	\$15,894.28
		337	337	
	TX	1,756,974.00	0.00	1,756,974
		\$159.20	\$0.00	\$159.20
		337	0	

Audit# 37,757  
Book #:90

Community Water Company  
Usage Breakdown

10/31/201  
Page :

Income Center	Rate Code	STEP ONE	STEP TWO	Total
Water	1MG	0	221,620	221,620
		\$305.80	\$784.54	\$1,090.34
		4	4	4
	MD	0	1,437,972	1,437,972
		\$9,541.98	\$5,094.15	\$14,636.13
		333	333	333
	Income Totals	0	1,659,592	1,659,592
		\$9,847.78	\$5,878.69	\$15,726.47
		337	337	337
		\$9,847.78	\$5,878.69	\$15,726.47
		337	337	337
Assessment	TX	1,659,592	0	1,659,592
		\$157.42	\$0.00	\$157.42
		337	0	337
	Income Totals	1,659,592	0	1,659,592
		\$157.42	\$0.00	\$157.42
		337	0	337
		\$157.42	\$0.00	\$157.42
		337	0	337
		\$157.42	\$0.00	\$157.42
		337	0	337

Totals for Book 90 :

Total Usage:	1,659,592	
Total Charges:	\$15,883.62	\$15,883.89
Customers:	337	

Income Center	Rate Code	STEP ONE	STEP TWO	Total
Water	1MG	0.00	221,620.00	221,620
		\$305.80	\$784.54	\$1,090.34
		4	4	
	MD	0.00	1,437,972.00	1,437,972
		\$9,541.98	\$5,094.15	\$14,636.13
		333	333	
	Income Totals	0.00	1,659,592.00	1,659,592
		\$9,847.78	\$5,878.69	\$15,726.47
		337	337	
		\$9,847.78	\$5,878.69	\$15,726.47
Assessment	TX	1,659,592.00	0.00	1,659,592
		\$157.42	\$0.00	\$157.42
		337	0	

Community Water Company

Audit# 37,796

Calculations Report

11/6/2017  
Page 1

Re-Apply

Book # : 90

<u>Account#</u>	<u>Active</u>	<u>Name</u>	<u>Previous Reading</u>	<u>Current Reading</u>	<u>Usage</u>	<u>% Change</u>	<u>High /Low</u>	<u>Total Charge</u>
00900345	A	Casey H Hansen	518,480	522,630	4,150	34	L	\$45.72
		Water Charge						
		\$45.27						
		Assessment Charge						
		\$0.45						

Totals for Book# : 90

<u>Rate Code</u>	<u>Usage</u>	<u>Amount Charged</u>
Water		
MD	4,150	\$45.27
Assessment		
TX	4,150	\$0.45
Totals for Book# : 90	4,150	\$45.72

69,1080

# Community Water Company

Audit# 37,802

## Calculations Report

11/7/2017  
Page 1

### Re-Apply

Book # : 90

<u>Account#</u>	<u>Active</u>	<u>Name</u>	<u>Previous Reading</u>	<u>Current Reading</u>	<u>Usage</u>	<u>% Change</u>	<u>High /Low</u>	<u>Total Charge</u>
00900132	A	Leticia Rodriguez	1,035,970	1,051,330	15,360	17	L	\$85.80
		Water Charge						
		\$84.95						
		Assessment Charge						
		\$0.85						

Totals for Book# : 90

<u>Rate Code</u>	<u>Usage</u>	<u>Amount Charged</u>
Water		
MD	15,360	\$84.95
Assessment		
TX	15,360	\$0.85
Totals for Book# : 90	15,360	\$85.80

was  
41,190

# Community Water Company

Audit# 37,792

## Calculations Report

11/3/2017  
Page 1

### Re-Apply

Book # : 90

<u>Account#</u>	<u>Active</u>	<u>Name</u>	<u>Previous Reading</u>	<u>Current Reading</u>	<u>Usage</u>	<u>% Change</u>	<u>High Low</u>	<u>Total Charge</u>
00900266	A	Andrew Garza	1,748,780	1,763,090	14,310	127	H	\$82.05
		Water Charge						
		\$81.24						
		Assessment Charge						
		\$0.81						

### Totals for Book# : 90

<u>Rate Code</u>	<u>Usage</u>	<u>Amount Charged</u>
<u>Water</u>		
MD	14,310	\$81.24
<u>Assessment</u>		
TX	14,310	\$0.81
<b>Totals for Book# : 90</b>	<b>14,310</b>	<b>\$82.05</b>

WCO  
3,430

# Community Water Company

Audit# 37,800

## Calculations Report

11/7/2017  
Page 1

### Re-Apply

Book # : 90

Account#	Active	Name	Previous Reading	Current Reading	Usage	% Change	High / Low	Total Charge
00900021	A	Carol Oxley	951,910	954,300	2,390	94	L	\$39.43
		Water Charge						\$39.04
		Assessment Charge						\$0.39

Totals for Book# : 90

Rate Code	Usage	Amount Charged
Water		
MD	2,390	\$39.04
Assessment		
TX	2,390	\$0.39
Totals for Book# : 90	2,390	\$39.43

was  
11/7/10



Audit# 37,870  
Book #:90

Community Water Company  
Usage Breakdown

11/29/201  
Page :

Income Center	Rate Code	STEP ONE	STEP TWO	Total
Water	IMG	0	151,290	151,290
		\$229.35	\$535.56	\$764.91
		3	3	3
	MD	3,970	45,464,660	45,468,630
		\$10,030.24	\$160,998.21	\$171,028.45
		334	334	334
	Income Totals	3,970	45,615,950	45,619,920
		\$10,259.59	\$161,533.77	\$171,793.36
		337	337	337
		\$10,259.59	\$161,533.77	\$171,793.36
		337	337	337
Assessment	TX	45,615,950	0	45,615,950
		\$1,719.89	\$0.00	\$1,719.89
		337	0	337
	Income Totals	45,615,950	0	45,615,950
		\$1,719.89	\$0.00	\$1,719.89
		337	0	337
		\$1,719.89	\$0.00	\$1,719.89
		337	0	337
		\$1,719.89	\$0.00	\$1,719.89
		337	0	337

---

Totals for Book 90 :

Total Usage:	45,619,920	
Total Charges:	\$173,512.95	\$173,513.25
Customers:	337	

---

Income Center	Rate Code	STEP ONE	STEP TWO	Total
Water	IMG	0.00	151,290.00	151,290
		\$229.35	\$535.56	\$764.91
		3	3	
	MD	3,970.00	45,464,660.00	45,468,630
		\$10,030.24	\$160,998.21	\$171,028.45
		334	334	
	Income Totals	3,970.00	45,615,950.00	45,619,920
		\$10,259.59	\$161,533.77	\$171,793.36
		337	337	
		\$10,259.59	\$161,533.77	\$171,793.36
Assessment	TX	45,615,950.00	0.00	45,615,950
		\$1,719.89	\$0.00	\$1,719.89
		337	0	

# Community Water Company

Audit# 37,872

Calculations Report

11/29/2017  
Page 1

Re-Apply

Book # : 90

Account#	Active	Name	Previous Reading	Current Reading	Usage	% Change	High / Low	Total Charge
00900292	A	Kandleous Kay Wesley	1,370,480	1,370,480	0	-100	L	\$30.89
		Water Charge						\$30.58
		Assessment Charge						\$0.31

Totals for Book# : 90

Rate Code	Usage	Amount Charged
Water		
MD	0	\$30.58
Assessment		
TX	0	\$0.31
Totals for Book# : 90	0	\$30.89

Wes  
9,999,990

# Community Water Company

Audit# 37,889

## Calculations Report

11/30/2017  
Page 1

### Re-Apply

Book # : 90

Account#	Active	Name	Previous Reading	Current Reading	Usage	% Change	High /Low	Total Charge
00900112	A	Ernest D Herr, Jr	2,148,840	2,151,600	2,760	176	H	\$40.75
		Water Charge						\$40.35
		Assessment Charge						\$0.40

Totals for Book# : 90

Rate Code	Usage	Amount Charged
Water		
MD	2,760	\$40.35
Assessment		
TX	2,760	\$0.40
Totals for Book# : 90	2,760	\$40.75

2016-330

**Community Water Company**

Audit# 37,890

**Calculations Report**

11/30/2017  
Page 1

**Re-Apply**

Book # : 90

<u>Account#</u>	<u>Active</u>	<u>Name</u>	<u>Previous Reading</u>	<u>Current Reading</u>	<u>Usage</u>	<u>% Change</u>	<u>High /Low</u>	<u>Total Charge</u>
00900124	A	Ofelia Mata	1,096,280	1,083,210	-13,070	-239	L	(\$15.82)
Water Charge								
		Assessment Charge						
		(\$15.68)						(\$0.14)

Totals for Book# : 90

<u>Rate Code</u>	<u>Usage</u>	<u>Amount Charged</u>
Water		
MD	(13,070)	\$(15.68)
Assessment		
TX	(13,070)	\$(0.14)
<b>Totals for Book# : 90</b>	<b>(13,070)</b>	<b>\$(15.82)</b>

*Handwritten:*  
this  
9,996,100

# Community Water Company

Audit# 37,916

Calculations Report

12/5/2017  
Page 1

Re-Apply

Book # : 90

<u>Account#</u>	<u>Active</u>	<u>Name</u>	<u>Previous Reading</u>	<u>Current Reading</u>	<u>Usage</u>	<u>% Change</u>	<u>High /Low</u>	<u>Total Charge</u>
00900206	A	Ameco	11,060	11,060	0	100	L	\$30.89
		Water Charge						\$30.58
		Assessment Charge						\$0.31

Totals for Book# : 90

<u>Rate Code</u>	<u>Usage</u>	<u>Amount Charged</u>
Water		
MD	0	\$30.58
Assessment		
TX	0	\$0.31
Totals for Book# : 90	0	\$30.89

420  
999-780

**Community Water Company**

Audit# 37,892

**Calculations Report**

11/30/2017  
Page 1

**Re-Apply**

**Book # : 90**

<u>Account#</u>	<u>Active</u>	<u>Name</u>	<u>Previous Reading</u>	<u>Current Reading</u>	<u>Usage</u>	<u>% Change</u>	<u>High /Low</u>	<u>Total Charge</u>
00900371	A	Miguel Yanez	51,600	55,560	3,960	63	H	\$45.05
		Water Charge						
		\$44.60						
		Assessment Charge						
		\$0.45						

**Totals for Book# : 90**

<u>Rate Code</u>	<u>Usage</u>	<u>Amount Charged</u>
<u>Water</u>		
MD	3,960	\$44.60
<u>Assessment</u>		
TX	3,960	\$0.45
<b>Totals for Book# : 90</b>	<b>3,960</b>	<b>\$45.05</b>

37,892

# Community Water Company

Audit# 37,891

## Calculations Report

11/30/2017  
Page 1

### Re-Apply

Book # : 90

<u>Account#</u>	<u>Active</u>	<u>Name</u>	<u>Previous Reading</u>	<u>Current Reading</u>	<u>Usage</u>	<u>% Change</u>	<u>High /Low</u>	<u>Total Charge</u>
00900115	A	Victor Mojarro	1,908,380	1,908,380	-80,980	100	L	(\$258.63)
		Water Charge						
		Assessment Charge						
		(\$256.08)						(\$2.55)

Totals for Book# : 90

<u>Rate Code</u>	<u>Usage</u>	<u>Amount Charged</u>
<u>Water</u>		
MD	(80,980)	\$(256.08)
<u>Assessment</u>		
TX	(80,980)	\$(2.55)
<b>Totals for Book# : 90</b>	<b>(80,980)</b>	<b>\$(258.63)</b>

9919090

# Community Water Company

Audit# 37,886

## Calculations Report

11/30/2017  
Page 1

### Re-Apply

Book # : 90

<u>Account#</u>	<u>Active</u>	<u>Name</u>	<u>Previous Reading</u>	<u>Current Reading</u>	<u>Usage</u>	<u>% Change</u>	<u>High /Low</u>	<u>Total Charge</u>
00900331	A	Gonzalo Flores	765,880	771,900	6,020	2		\$52.41
		Water Charge						\$51.89
		Assessment Charge						\$0.52

Totals for Book# : 90

<u>Rate Code</u>	<u>Usage</u>	<u>Amount Charged</u>
Water		
MD	6,020	\$51.89
Assessment		
TX	6,020	\$0.52
Totals for Book# : 90	6,020	\$52.41

951,250  
cel



# Community Water Company

Audit# 37,873

## Calculations Report

11/29/2017  
Page 1

Re-Apply

Book # : 90

<u>Account#</u>	<u>Active</u>	<u>Name</u>	<u>Previous Reading</u>	<u>Current Reading</u>	<u>Usage</u>	<u>% Change</u>	<u>High /Low</u>	<u>Total Charge</u>
00900240	A	East Texas Truck Systems	7,783,430	7,791,810	8,380	164	H	\$60.85
		Water Charge						
		\$60.25						
		Assessment Charge						
		\$0.60						

Totals for Book# : 90

<u>Rate Code</u>	<u>Usage</u>	<u>Amount Charged</u>
Water		
MD	8,380	\$60.25
Assessment		
TX	8,380	\$0.60
Totals for Book# : 90	8,380	\$60.85

was  
4,008,380

**Community Water Company**

Audit# 37,940

**Calculations Report**

12/11/2017  
Page 1

**Re-Apply**

**Book # : 90**

<u>Account#</u>	<u>Active</u>	<u>Name</u>	<u>Previous Reading</u>	<u>Current Reading</u>	<u>Usage</u>	<u>% Change</u>	<u>High Low</u>	<u>Total Charge</u>				
00900359	A	Family of Faith Christian Chur	356,250	353,350	-2,900	-164	L	\$20.50				
<table border="0"> <tr> <td>Water Charge</td> <td>Assessment Charge</td> </tr> <tr> <td>\$20.31</td> <td>\$0.19</td> </tr> </table>									Water Charge	Assessment Charge	\$20.31	\$0.19
Water Charge	Assessment Charge											
\$20.31	\$0.19											

**Totals for Book# : 90**

Rate Code	Usage	Amount Charged
Water		
MD	(2,900)	\$20.31
Assessment		
TX	(2,900)	\$0.19
<b>Totals for Book# : 90</b>	<b>(2,900)</b>	<b>\$20.50</b>

0.00  
2,820,270

Audit# 38,019  
Book #:90

Community Water Company  
Usage Breakdown

12/29/201  
Page :

Income Center	Rate Code	STEP ONE	STEP TWO	Total
Water	IMG	0	216,280	216,280
		\$229.35	\$765.63	\$994.98
		3	3	3
	MD	11,290	2,060,480	2,071,770
		\$9,402.33	\$5,343.36	\$14,745.69
		334	334	334
	Income Totals	11,290	2,276,760	2,288,050
		\$9,631.68	\$6,108.99	\$15,740.67
		337	337	337
		\$9,631.68	\$6,108.99	\$15,740.67
Assessment	TX	2,276,760	0	2,276,760
		\$157.93	\$0.00	\$157.93
		337	0	337
	Income Totals	2,276,760	0	2,276,760
		\$157.93	\$0.00	\$157.93
		337	0	337
		\$157.93	\$0.00	\$157.93
		337	0	337
		\$157.93	\$0.00	\$157.93
		337	0	337

Totals for Book 90 :

Total Usage: 2,288,050  
Total Charges: \$15,898.22 \$15,898.60  
Customers: 337

Income Center	Rate Code	STEP ONE	STEP TWO	Total
Water	IMG	0.00	216,280.00	216,280
		\$229.35	\$765.63	\$994.98
		3	3	
	MD	11,290.00	2,060,480.00	2,071,770
		\$9,402.33	\$5,343.36	\$14,745.69
		334	334	
	Income Totals	11,290.00	2,276,760.00	2,288,050
		\$9,631.68	\$6,108.99	\$15,740.67
		337	337	
		\$9,631.68	\$6,108.99	\$15,740.67
Assessment	TX	2,276,760.00	0.00	2,276,760
		\$157.93	\$0.00	\$157.93
		337	0	

## Community Water Company

2/1/2018  
Page 41

## Calculations Report

Water	Sewer	Assessment	Garbage	PrePayment
\$ 39.43	\$ 0.00	\$ 0.39	\$ 0.00	\$ 0.00
Vol. Fire Dept.				
\$ 0.00				
00900373 A Luis Chavez	CHAL	122,130 129,360	7,230 -9	
Water	Sewer	Assessment	Garbage	PrePayment
\$ 56.17	\$ 0.00	\$ 0.56	\$ 0.00	\$ 0.00
Vol. Fire Dept.				
\$ 0.00				

Rate Code	Usage	Amount Charged
<u>Water</u>		
1MG	75,860	\$497.90
MD	1,417,630	\$14,521.48
<u>Sewer</u>		
	0	\$0.00
<u>Assessment</u>		
TX	0	\$150.43
<u>Garbage</u>		
	0	\$0.00
<u>PrePayment</u>		
	0	\$0.00
<u>Vol. Fire Dept</u>		
	0	\$0.00
<b>Totals for Book : 90</b>	<b>1,493,490</b>	<b>\$15,169.81</b>

**Community Water Company**

Audit# 38,184

**Calculations Report**

2/6/2018  
Page 1

**Re-Apply**

Book # : 90

<u>Account#</u>	<u>Active</u>	<u>Name</u>	<u>Previous Reading</u>	<u>Current Reading</u>	<u>Usage</u>	<u>% Change</u>	<u>High /Low</u>	<u>Total Charge</u>
00900241	A	Paulino Cabanas-Vera	3,126,230	3,147,500	21,270	15		\$106.94
		Water Charge						
		Assessment Charge						
		\$105.88						\$1.06

Totals for Book# : 90

<u>Rate Code</u>	<u>Usage</u>	<u>Amount Charged</u>
<u>Water</u>		
MD	21,270	\$105.88
<u>Assessment -</u>		
TX	21,270	\$1.06
<b>Totals for Book# : 90</b>	<b>21,270</b>	<b>\$106.94</b>

was 36,740

Audit# 38,278

Book #:90

**Community Water Company  
Usage Breakdown**

2/28/201

Page :

Income Center	Rate Code	STEP ONE	STEP TWO	Total
Water	1MG	0	92,710	92,710
		\$229.35	\$343.96	\$573.31
		3	3	3
	MD	0	1,388,282	1,388,282
		\$9,510.38	\$5,150.52	\$14,660.90
		334	334	334
	Income Totals	0	1,480,992	1,480,992
		\$9,739.73	\$5,494.48	\$15,234.21
		337	337	337
		\$9,739.73	\$5,494.48	\$15,234.21
		337	337	337
Assessment	TX	1,480,992	0	1,480,992
		\$152.58	\$0.00	\$152.58
		337	0	337
	Income Totals	1,480,992	0	1,480,992
		\$152.58	\$0.00	\$152.58
		337	0	337
		\$152.58	\$0.00	\$152.58
		337	0	337

**Totals for Book 90 :**

Total Usage:	1,480,992	
Total Charges:	\$15,386.55	\$15,386.79
Customers:	337	

Income Center	Rate Code	STEP ONE	STEP TWO	Total
Water	1MG	0.00	92,710.00	92,710
		\$229.35	\$343.96	\$573.31
		3	3	
	MD	0.00	1,388,282.00	1,388,282
		\$9,510.38	\$5,150.52	\$14,660.90
		334	334	
	Income Totals	0.00	1,480,992.00	1,480,992
		\$9,739.73	\$5,494.48	\$15,234.21
		337	337	
		\$9,739.73	\$5,494.48	\$15,234.21
Assessment	TX	1,480,992.00	0.00	1,480,992
		\$152.58	\$0.00	\$152.58
		337	0	

Audit# 38,426  
Book #:90

Community Water Company  
Usage Breakdown

3/29/2018  
Page : 1

Income Center	Rate Code	STEP ONE	STEP TWO	Total
Water	IMG	0	126,345	126,345
		\$229.35	\$468.74	\$698.09
		3	3	3
	MD	4,500	1,065,580	1,070,080
		\$9,505.28	\$3,947.11	\$13,452.39
		336	336	336
	Income Totals	4,500	1,191,925	1,196,425
		\$9,734.63	\$4,415.85	\$14,150.48
		339	339	339
		\$9,734.63	\$4,415.85	\$14,150.48
Assessment	TX	1,191,925	0	1,191,925
		\$141.81	\$0.00	\$141.81
		339	0	339
	Income Totals	1,191,925	0	1,191,925
		\$141.81	\$0.00	\$141.81
		339	0	339
		\$141.81	\$0.00	\$141.81
		339	0	339
		\$141.81	\$0.00	\$141.81
		339	0	339

Totals for Book 90 :

Total Usage:	1,196,425	
Total Charges:	\$14,292.04	\$14,292.29
Customers:	339	

Income Center	Rate Code	STEP ONE	STEP TWO	Total
Water	IMG	0.00	126,345.00	126,345
		\$229.35	\$468.74	\$698.09
		3	3	
	MD	4,500.00	1,065,580.00	1,070,080
		\$9,505.28	\$3,947.11	\$13,452.39
		336	336	
	Income Totals	4,500.00	1,191,925.00	1,196,425
		\$9,734.63	\$4,415.85	\$14,150.48
		339	339	
		\$9,734.63	\$4,415.85	\$14,150.48
Assessment	TX	1,191,925.00	0.00	1,191,925
		\$141.81	\$0.00	\$141.81
		339	0	

# Community Water Company

Audit# 38,435

## Calculations Report

4/2/2018  
Page 1

### Re-Apply

Book # : 90

<u>Account#</u>	<u>Active</u>	<u>Name</u>	<u>Previous Reading</u>	<u>Current Reading</u>	<u>Usage</u>	<u>% Change</u>	<u>High /Low</u>	<u>Total Charge</u>
00900358	A	Marcelino Romero	604,840	613,770	8,930	20		\$64.35
		Water Charge						
		\$63.71						
		Assessment Charge						
		\$0.64						

Totals for Book# : 90

<u>Rate Code</u>	<u>Usage</u>	<u>Amount Charged</u>
Water		
MD	8,930	\$63.71
Assessment		
TX	8,930	\$0.64
Totals for Book# : 90	8,930	\$64.35

was  
OK  
1/20



**Community Water Company**  
**Usage Breakdown**

Book #:90

Income Center	Rate Code	STEP ONE	STEP TWO	Total
Water	IMG	0	138,310	138,310
		\$229.35	\$513.13	\$742.48
		3	3	3
	MD	0	11,311,386	11,311,386
		\$9,602.12	\$41,965.27	\$51,567.39
		336	336	336
	Income Totals	0	11,449,696	11,449,696
		\$9,831.47	\$42,478.40	\$52,309.87
		339	339	339
		\$9,831.47	\$42,478.40	\$52,309.87
		339	339	339
Assessment	TX	11,449,696	0	11,449,696
		\$523.37	\$0.00	\$523.37
		339	0	339
	Income Totals	11,449,696	0	11,449,696
		\$523.37	\$0.00	\$523.37
		339	0	339
		\$523.37	\$0.00	\$523.37
		339	0	339
		\$523.37	\$0.00	\$523.37
		339	0	339

**Totals for Book 90 :**

Total Usage	11,449,696	
Total Charges:	\$52,832.94	\$52,833.24
Customers.	339	

Income Center	Rate Code	STEP ONE	STEP TWO	Total
Water	IMG	0.00	138,310.00	138,310
		\$229.35	\$513.13	\$742.48
		3	3	
	MD	0 00	11,311,386 00	11,311,386
		\$9,602.12	\$41,965.27	\$51,567.39
		336	336	
	Income Totals	0.00	11,449,696.00	11,449,696
		\$9,831.47	\$42,478.40	\$52,309.87
		339	339	
		\$9,831.47	\$42,478.40	\$52,309.87
Assessment	TX	11,449,696.00	0.00	11,449,696
		\$523.37	\$0.00	\$523.37
		339	0	

# Community Water Company

Audit# 38.572

## Calculations Report

5/4/2018  
Page 1

### Re-Apply

Book # : 90

Account#	Active	Name	Previous Reading	Current Reading	Usage	% Change	High / Low	Total Charge
00900103	A	Maria M Zavala	1,895,090	1,895,090	0	-100	L	\$30.89
		Water Charge						\$30.58
		Assessment Charge						\$0.31

Totals for Book# : 90

Rate Code	Usage	Amount Charged
Water		
MD	0	\$30.58
Assessment		
TX	0	\$0.31
Totals for Book# : 90	0	\$30.89

00900103  
A  
Maria M Zavala  
1,895,090  
1,895,090  
0  
-100  
L  
\$30.89

# Community Water Company

Audit# 38,571

## Calculations Report

5/4/2018  
Page 1

### Re-Apply

Book # : 90

<u>Account#</u>	<u>Active</u>	<u>Name</u>	<u>Previous Reading</u>	<u>Current Reading</u>	<u>Usage</u>	<u>% Change</u>	<u>High /Low</u>	<u>Total Charge</u>
00900002	A	Esteban Chavez	2,224,550	2,234,640	10,090	-8		\$68.69
		Water Charge						\$68.01
		Assessment Charge						\$0.68

Totals for Book# : 90

<u>Rate Code</u>	<u>Usage</u>	<u>Amount Charged</u>
Water		
MD	10,090	\$68.01
Assessment		
TX	10,090	\$0.68
Totals for Book# : 90	10,090	\$68.69

was  
10,090

*After  
Clear*

Community Water Company

Calculations Report

4/26/2018  
Page 1

Re-Apply

Audit# 38,525

Book # : 90

<u>Account#</u>	<u>Active</u>	<u>Name</u>	<u>Previous Reading</u>	<u>Current Reading</u>	<u>Usage</u>	<u>% Change</u>	<u>High /Low</u>	<u>Total Charge</u>
00900338	A	Ameco	1,442,770	1,467,970	25,200	0	L	\$125.31
Water Charge                      Assessment Charge								
			\$124.07	\$1.24				

Totals for Book# : 90

Rate Code	Usage	Amount Charged
Water		
MD	25,200	\$124.07
Assessment		
TX	25,200	\$1.24
Totals for Book# 90	25,200	\$125.31

*was  
162,446*

Audit# 38,657

**Community Water Company**  
**Usage Breakdown**

5/30/2018

Page : 1

Book #:90

<u>Income Center</u>	<u>Rate Code</u>	<u>STEP ONE</u>	<u>STEP TWO</u>	<u>Total</u>
Water	IMG	0	57,326	57,326
		\$229.35	\$212.69	\$442.04
		3	3	3
	MD	4,640	1,535,546	1,540,186
		\$9,518.53	\$5,680.69	\$15,199.22
		337	337	337
	Income Totals	4,640	1,592,872	1,597,512
		\$9,747.88	\$5,893.38	\$15,641.26
		340	340	340
		\$9,747.88	\$5,893.38	\$15,641.26
		340	340	340
Assessment	TX	1,592,872	0	1,592,872
		\$156.69	\$0.00	\$156.69
		340	0	340
	Income Totals	1,592,872	0	1,592,872
		\$156.69	\$0.00	\$156.69
		340	0	340
		\$156.69	\$0.00	\$156.69
		340	0	340
		\$156.69	\$0.00	\$156.69
		340	0	340

**Totals for Book 90 :**

Total Usage:	1,597,512	
Total Charges:	\$15,797.66	\$15,797.95
Customers:	340	

<u>Income Center</u>	<u>Rate Code</u>	<u>STEP ONE</u>	<u>STEP TWO</u>	<u>Total</u>
Water	IMG	0.00	57,326.00	57,326
		\$229.35	\$212.69	\$442.04
		3	3	
	MD	4,640.00	1,535,546.00	1,540,186
		\$9,518.53	\$5,680.69	\$15,199.22
		337	337	
	Income Totals	4,640.00	1,592,872.00	1,597,512
		\$9,747.88	\$5,893.38	\$15,641.26
		340	340	
		\$9,747.88	\$5,893.38	\$15,641.26
Assessment	TX	1,592,872.00	0.00	1,592,872
		\$156.69	\$0.00	\$156.69
		340	0	

Audit# 38,776  
Book #:90

Community Water Company  
Usage Breakdown

6/27/2011  
Page : 1

Income Center	Rate Code	STEP ONE	STEP TWO	Total
Water	IMG	0	80,620	80,620
		\$229.35	\$299.10	\$528.45
		3	3	3
	MD	3,350	1,618,976	1,622,326
		\$9,555.23	\$5,720.40	\$15,275.63
		337	337	337
	Income Totals	3,350	1,699,596	1,702,946
		\$9,784.58	\$6,019.50	\$15,804.08
		340	340	340
		\$9,784.58	\$6,019.50	\$15,804.08
		340	340	340
Assessment	TX	1,699,596	0	1,699,596
		\$158.38	\$0.00	\$158.38
		340	0	340
	Income Totals	1,699,596	0	1,699,596
		\$158.38	\$0.00	\$158.38
		340	0	340
		\$158.38	\$0.00	\$158.38
		340	0	340
		\$158.38	\$0.00	\$158.38
		340	0	340

Totals for Book 90 :

Total Usage	1,702,946	
Total Charges	\$15,962.15	\$15,962.46
Customers.	340	

Income Center	Rate Code	STEP ONE	STEP TWO	Total
Water	IMG	0 00	80,620.00	80,620
		\$229.35	\$299.10	\$528.45
		3	3	
	MD	3,350.00	1,618,976 00	1,622,326
		\$9,555.23	\$5,720.40	\$15,275.63
		337	337	
	Income Totals	3,350.00	1,699,596.00	1,702,946
		\$9,784.58	\$6,019.50	\$15,804.08
		340	340	
		\$9,784.58	\$6,019.50	\$15,804.08
Assessment	TX	1,699,596.00	0.00	1,699,596
		\$158.38	\$0.00	\$158.38
		340	0	

# Community Water Company

Audit# 38,050

## Calculations Report

7/8/2018  
Page 1

### Re-Apply

Book # : 90

<u>Account#</u>	<u>Active</u>	<u>Name</u>	<u>Previous Reading</u>	<u>Current Reading</u>	<u>Usage</u>	<u>% Change</u>	<u>High /Low</u>	<u>Total Charge</u>
00900198	A	Ameco	346,480	347,810	1,330	-24	L	\$35.64
Water Charge								
		Assessment Charge						
		\$35.29						\$0.35

Totals for Book# : 90

<u>Rate Code</u>	<u>Usage</u>	<u>Amount Charged</u>
Water		
MD	1,330	\$35.29
Assessment		
TX	1,330	\$0.35
Totals for Book# : 90	1,330	\$35.64

*Handwritten: 4160*

**Community Water Company**

Audit# 38,051

**Calculations Report**

7/8/2018

Page 1

**Re-Apply**

Book # : 90

<u>Account#</u>	<u>Active</u>	<u>Name</u>	<u>Previous Reading</u>	<u>Current Reading</u>	<u>Usage</u>	<u>% Change</u>	<u>High /Low</u>	<u>Total Charge</u>
00900240	A	East Texas Truck Systems	7,791,810	7,801,500	9,690	15	L	\$65.53
		Water Charge						\$64.88
		Assessment Charge						\$0.65

Totals for Book# : 90

Rate Code	Usage	Amount Charged
Water		
MD	9,690	\$64.88
Assessment		
TX	9,690	\$0.65
Totals for Book# : 90	9,690	\$65.53

11410



# Community Water Company

Audit# 38,056

## Calculations Report

7/8/2018

Page 1

### Re-Apply

Book # : 90

<u>Account#</u>	<u>Active</u>	<u>Name</u>	<u>Previous Reading</u>	<u>Current Reading</u>	<u>Usage</u>	<u>% Change</u>	<u>High Low</u>	<u>Total Charge</u>
00900347	A	Ivory Brown	326,100	330,310	4,210	36	L	\$45.93
		Water Charge						\$45.48
		Assessment Charge						\$0.45

Totals for Book# : 90

<u>Rate Code</u>	<u>Usage</u>	<u>Amount Charged</u>
Water		
MD	4,210	\$45.48
Assessment		
TX	4,210	\$0.45
Totals for Book# : 90	4,210	\$45.93

Audit# 38,903  
Book #:90

Community Water Company  
Usage Breakdown

7/30/2011  
Page :

Income Center	Rate Code	STEP ONE	STEP TWO	Total
Water	IMG	0	117,030	117,030
		\$229.35	\$434.17	\$663.52
		3	3	3
	MD	20	1,977,930	1,977,950
		\$9,567.46	\$7,341.31	\$16,908.77
		337	337	337
	Income Totals	20	2,094,960	2,094,980
		\$9,796.81	\$7,775.48	\$17,572.29
		340	340	340
		\$9,796.81	\$7,775.48	\$17,572.29
Assessment	TX	2,094,960	0	2,094,960
		\$175.95	\$0.00	\$175.95
		340	0	340
	Income Totals	2,094,960	0	2,094,960
		\$175.95	\$0.00	\$175.95
		340	0	340
		\$175.95	\$0.00	\$175.95
		340	0	340
		\$175.95	\$0.00	\$175.95
		340	0	340

---

Totals for Book 90 :  
 Total Usage: 2,094,980  
 Total Charges: \$17,747.95 \$17,748.24  
 Customers 340

---

Income Center	Rate Code	STEP ONE	STEP TWO	Total
Water	IMG	0.00	117,030.00	117,030
		\$229.35	\$434.17	\$663.52
		3	3	
	MD	20.00	1,977,930.00	1,977,950
		\$9,567.46	\$7,341.31	\$16,908.77
		337	337	
	Income Totals	20.00	2,094,960.00	2,094,980
		\$9,796.81	\$7,775.48	\$17,572.29
		340	340	
		\$9,796.81	\$7,775.48	\$17,572.29
Assessment	TX	2,094,960.00	0.00	2,094,960
		\$175.95	\$0.00	\$175.95
		340	0	

Audit# 39,027

Book #:90

**Community Water Company**  
**Usage Breakdown**

8/28/2018

Page : 1

<u>Income Center</u>	<u>Rate Code</u>	<u>STEP ONE</u>	<u>STEP TWO</u>	<u>Total</u>
Water	IMG	0	107,110	107,110
		\$229.35	\$397.38	\$626.73
		3	3	3
	MD	10	2,251,840	2,251,850
		\$9,536.88	\$8,357.50	\$17,894.38
		338	338	338
	Income Totals	10	2,358,950	2,358,960
		\$9,766.23	\$8,754.88	\$18,521.11
		341	341	341
		\$9,766.23	\$8,754.88	\$18,521.11
Assessment	TX	2,358,950	0	2,358,950
		\$185.43	\$0.00	\$185.43
		341	0	341
	Income Totals	2,358,950	0	2,358,950
		\$185.43	\$0.00	\$185.43
		341	0	341
		\$185.43	\$0.00	\$185.43
		341	0	341
		\$185.43	\$0.00	\$185.43
		341	0	341

**Totals for Book 90 :**

Total Usage 2,358,960

Total Charges \$18,706.29

Customers 341

**\$18,706.54**

<u>Income Center</u>	<u>Rate Code</u>	<u>STEP ONE</u>	<u>STEP TWO</u>	<u>Total</u>
Water	IMG	0.00	107,110.00	107,110
		\$229.35	\$397.38	\$626.73
		3	3	
	MD	10.00	2,251,840.00	2,251,850
		\$9,536.88	\$8,357.50	\$17,894.38
		338	338	
	Income Totals	10.00	2,358,950.00	2,358,960
		\$9,766.23	\$8,754.88	\$18,521.11
		341	341	
		\$9,766.23	\$8,754.88	\$18,521.11
Assessment	TX	2,358,950.00	0.00	2,358,950
		\$185.43	\$0.00	\$185.43
		341	0	

# Community Water Company

Audit# 39,079

## Calculations Report

9/12/2018  
Page 1

### Re-Apply

Book # : 90

Account#	Active	Name	Previous Reading	Current Reading	Usage	% Change	High / Low	Total Charge
00900046	A	Karen Ervin	2,230,040	2,250,090	20,050	70	L	\$106.02
		Water Charge						
		\$104.97						
		Assessment Charge						
		\$1.05						

Totals for Book# : 90

Rate Code	Usage	Amount Charged
Water		
MD	20,050	\$104.97
Assessment		
TX	20,050	\$1.05
Totals for Book# : 90	20,050	\$106.02

*[Handwritten signature]*

Audit# 36,282

Community Water Company  
Usage Breakdown

10/28/201

Page :

Book #:90

Income Center	Rate Code	STEP ONE	STEP TWO	Total
Water	1MG	0	130,220	130,220
		\$305.80	\$433.63	\$739.43
		4	4	4
	MD	0	2,718,836	2,718,836
		\$9,510.38	\$9,040.18	\$18,550.56
		333	333	333
	Income Totals	0	2,849,056	2,849,056
		\$9,816.18	\$9,473.81	\$19,289.99
		337	337	337
		\$9,816.18	\$9,473.81	\$19,289.99
Assessment	TX	2,849,056	0	2,849,056
		\$193.15	\$0.00	\$193.15
		337	0	337
	Income Totals	2,849,056	0	2,849,056
		\$193.15	\$0.00	\$193.15
		337	0	337
		\$193.15	\$0.00	\$193.15
		337	0	337
		\$193.15	\$0.00	\$193.15
		337	0	337

## Totals for Book 90 :

Total Usage	2,849,056	
Total Charges	\$19,482.85	\$19,483.14
Customers	337	

Income Center	Rate Code	STEP ONE	STEP TWO	Total
Water	1MG	0 00	130,220 00	130,220
		\$305.80	\$433.63	\$739.43
		4	4	
	MD	0.00	2,718,836 00	2,718,836
		\$9,510.38	\$9,040.18	\$18,550.56
		333	333	
	Income Totals	0.00	2,849,056.00	2,849,056
		\$9,816.18	\$9,473.81	\$19,289.99
		337	337	
		\$9,816.18	\$9,473.81	\$19,289.99
Assessment	TX	2,849,056 00	0 00	2,849,056
		\$193.15	\$0.00	\$193.15
		337	0	
	Income Totals	2,849,056 00	0 00	2,849,056
		\$193.15	\$0.00	\$193.15

Audit# 36.282

Community Water Company  
Usage Breakdown

10/28/201  
Page :

		STEP ONE	STEP TWO	Total
Assessment	Income Totals	2,849,056.00	0.00	2,849,056
		\$193.15	\$0.00	\$193.15
		337	0	
		\$193.15	\$0.00	\$193.15
<b>Grand Totals</b>				
Total Usage	2,849,056			
Total Charges	\$19,482.85	\$19,483.14		
Customers	337			

Community Water Company

Audit# 36.357

Calculations Report

11/15/2016  
Page 1

Re-Apply

Book # : 90

<u>Account#</u>	<u>Active</u>	<u>Name</u>	<u>Previous Reading</u>	<u>Current Reading</u>	<u>Usage</u>	<u>% Change</u>	<u>High /Low</u>	<u>Total Charge</u>
00900006	A	Norma Ardis	729,820	731,090	1,270	115	L	\$35.16
		Water Charge						\$34.81
		Assessment Charge						\$0.35

Totals for Book# : 90

<u>Rate Code</u>	<u>Usage</u>	<u>Amount Charged</u>
Water		
MD	1,270	\$34.81
Assessment		
TX	1,270	\$0.35
<b>Totals for Book# : 90</b>	<b>1,270</b>	<b>\$35.16</b>

WFC  
10/10/16

Community Water Company

Audit# 36.321

Calculations Report

11/3/2016  
Page 1

Re-Apply

Book # : 90

<u>Account#</u>	<u>Active</u>	<u>Name</u>	<u>Previous Reading</u>	<u>Current Reading</u>	<u>Usage</u>	<u>% Change</u>	<u>High /Low</u>	<u>Total Charge</u>
00900210	A	Mary Lindley Mars	652,040	662,350	10,310	49		\$65.56
		Water Charge						\$64.91
		Assessment Charge						\$0.65

Totals for Book# : 90

<u>Rate Code</u>	<u>Usage</u>	<u>Amount Charged</u>
Water		
MD	10,310	\$64.91
Assessment		
TX	10,310	\$0.65
Totals for Book# : 90	10,310	\$65.56

WGA  
11/3/2016



Community Water Company

Audit# 36.356

Calculations Report

11/15/2016  
Page 1

Re-Apply

Book # : 90

Account#	Active	Name	Previous Reading	Current Reading	Usage	% Change	High / Low	Total Charge
00900372	A	Juan Ruben Morillo	99,580	360	-99,220	-208	L	(\$302.82)
Water Charge								
Assessment Charge								
			(\$299.83)					(\$2.99)

Totals for Book# : 90

Rate Code	Usage	Amount Charged
Water		
MD	(99,220)	\$(299.83)
Assessment		
TX	(99,220)	\$(2.99)
Totals for Book# : 90	(99,220)	\$(302.82)

99,220  
WC  
1,100

Community Water Company

Audit# 36.320

Calculations Report

11/3/2016

Page 1

Re-Apply

Book # : 90

<u>Account#</u>	<u>Active</u>	<u>Name</u>	<u>Previous Reading</u>	<u>Current Reading</u>	<u>Usage</u>	<u>% Change</u>	<u>High /Low</u>	<u>Total Charge</u>
00900093	A	Latresha Davis	2,871,630	2,992,950	121,320	5,789	H	\$438.93
		Water Charge						
		\$434.58						
		Assessment Charge						
		\$4.35						

Totals for Book# : 90

<u>Rate Code</u>	<u>Usage</u>	<u>Amount Charged</u>
Water		
MD	121,320	\$434.58
Assessment		
TX	121,320	\$4.35
Totals for Book# : 90	121,320	\$438.93

Audit# 36,426

Book #:90

Community Water Company  
Usage Breakdown12/1/201  
Page .

Income Center	Rate Code	STEP ONE	STEP TWO	Total
Water	IMG	0	172,800	172,800
		\$305.80	\$575.42	\$881.22
		4	4	4
	MD	240	21,489,230	21,489,470
		\$9,493.05	\$71,549.53	\$81,042.58
		333	333	333
	Income Totals	240	21,662,030	21,662,270
		\$9,798.85	\$72,124.95	\$81,923.80
Assessment	TX	21,662,030	0	21,662,030
		\$819.44	\$0.00	\$819.44
		337	0	337
	Income Totals	21,662,030	0	21,662,030
		\$819.44	\$0.00	\$819.44
		337	0	337
		\$819.44	\$0.00	\$819.44
		337	0	337

## Totals for Book 90 :

Total Usage:	21,662,270	
Total Charges:	\$82,743.09	\$82,743.24
Customers:	337	

Income Center	Rate Code	STEP ONE	STEP TWO	Total
Water	IMG	0.00	172,800.00	172,800
		\$305.80	\$575.42	\$881.22
		4	4	
	MD	240.00	21,489,230.00	21,489,470
		\$9,493.05	\$71,549.53	\$81,042.58
		333	333	
	Income Totals	240.00	21,662,030.00	21,662,270
		\$9,798.85	\$72,124.95	\$81,923.80
Assessment	TX	21,662,030.00	0.00	21,662,030
		\$819.44	\$0.00	\$819.44
		337	0	

Audit# 36426

Community Water Company  
Usage Breakdown

12/1/201  
Page .

		STEP ONE	STEP TWO	Total
Assessment	Income Totals	21,662,030.00	0.00	21,662,030
		\$819.44	\$0.00	\$819.44
		337	0	
		\$819.44	\$0.00	\$819.44
<hr/>				
<b>Grand Totals</b>				
Total Usage:	21,662,270			
Total Charges	\$82,743.09	\$82,743.24		
Customers:	337			
<hr/>				

Community Water Company

Audit:

Calculations Report

12/1/2016  
Page 1

Re-Apply

Book# : 90

<u>Account#</u>	<u>Address</u>	<u>Name</u>	<u>Previous Reading</u>	<u>Current Reading</u>	<u>Usage</u>	<u>Change</u>	<u>High/Low</u>	<u>Total Charge</u>
00900030	A	Frankie Williams	4,368,961	4,368,841	-120	-125	1	\$30.49
								\$30.49

Totals for Book# : 90

<u>Rate Code</u>	<u>Usage</u>	<u>Amount Charged</u>
Water		
MD	(120)	\$30.49
Assessment		
TX	(120)	\$0.30
Totals for Book# : 90	(120)	\$30.49

12/1/2016



# Community Water Company

Audit# 36446

Calculations Report

12/7/2016  
Page 1

Re-Apply

Book # : 90

<u>Account#</u>	<u>Active</u>	<u>Name</u>	<u>Previous Reading</u>	<u>Current Reading</u>	<u>Usage</u>	<u>% Change</u>	<u>High /Low</u>	<u>Total Charge</u>
00900205	A	Gerald Andries	284.860	284.900	40	0	L	\$31.03
		Water Charge						
		\$30.72						
		Assessment Charge						
		\$0.31						

Totals for Book# : 90

<u>Rate Code</u>	<u>Usage</u>	<u>Amount Charged</u>
Water		
MD	40	\$30.72
Assessment		
TX	40	\$0.31
Totals for Book# : 90	40	\$31.03

*Handwritten signature/initials*

Community Water Company

Audit# 16477

Calculations Report

12/13/2016

Page 1

Re-Apply

Book # : 90

Account#	Active	Name	Previous Reading	Current Reading	Usage	% Change	High/Low	Total Charge
00900133	A	Alberta Yarber	1,715,950	1,724,410	8,460	44	L	\$92.02
		Water Charge						\$91.11
		Assessment Charge						\$0.91

Totals for Book# : 90

Rate Code	Usage	Amount Charged
Water		
MD	8,460	\$91.11
Assessment		
TX	8,460	\$0.91
Totals for Book# : 90	8,460	\$92.02

2300



Audit# 36,531

Book #:90

Community Water Company  
Usage Breakdown

12/29/201

Page :

Income Center	Rate Code	STEP ONE	STEP TWO	Total
Water	IMG	0	141,010	141,010
		\$305.80	\$499.17	\$804.97
		4	4	4
	MD	5,950	1,340,581	1,346,531
		\$9,503.24	\$4,727.36	\$14,230.60
		333	333	333
	Income Totals	5,950	1,481,591	1,487,541
		\$9,809.04	\$5,226.53	\$15,035.57
Assessment	TX	1,481,591	0	1,481,591
		\$150.60	\$0.00	\$150.60
		337	0	337
	Income Totals	1,481,591	0	1,481,591
		\$150.60	\$0.00	\$150.60
		337	0	337
		\$150.60	\$0.00	\$150.60
		337	0	337

Totals for Book 90 :

Total Usage:	1,487,541	
Total Charges:	\$15,185.95	\$15,186.17
Customers:	337	

Income Center	Rate Code	STEP ONE	STEP TWO	Total
Water	IMG	0.00	141,010.00	141,010
		\$305.80	\$499.17	\$804.97
		4	4	
	MD	5,950.00	1,340,581.00	1,346,531
		\$9,503.24	\$4,727.36	\$14,230.60
		333	333	
	Income Totals	5,950.00	1,481,591.00	1,487,541
		\$9,809.04	\$5,226.53	\$15,035.57
Assessment	TX	1,481,591.00	0.00	1,481,591
		\$150.60	\$0.00	\$150.60
		337	0	
	Income Totals	1,481,591.00	0.00	1,481,591
		\$150.60	\$0.00	\$150.60
		337	0	
		\$150.60	\$0.00	\$150.60
		337	0	

# Community Water Company

Audit# 36.593

## Calculations Report

1/12/2017  
Page 1

Re-Apply

*2400%*

Book # : 90

Account#	Active	Name	Previous Reading	Current Reading	Usage	% Change	High / Low	Total Charge
00900303	A	Jesus Martinez	833,690	833,690	0	100		\$30.89
Water Charge								
		\$30.58						
Assessment Charge								
		\$0.31						

Totals for Book# : 90

Rate Code	Usage	Amount Charged
Water		
MD	0	\$30.58
Assessment		
TX	0	\$0.31
Totals for Book# : 90	0	\$30.89

7

Community Water Company

Audit# 36,547

Calculations Report

1/3/2017  
Page 1

Re-Apply

Book # : 90

Account#	Active	Name	Previous Reading	Current Reading	Usage	% Change	High / Low	Total Charge
00900185	A	Thomas Benthall	1,431,900	1,432,010	110	-74	L	\$31.28
		Water Charge						\$30.97
		Assessment Charge						\$0.31

Totals for Book# : 90

Rate Code	Usage	Amount Charged
Water		
MD	110	\$30.97
Assessment		
TX	110	\$0.31
Totals for Book# : 90	110	\$31.28

*Handwritten signature and initials*

Community Water Company

Audit# 36.615

Calculations Report

1/19/2017  
Page 1

Re-Apply

Book # : 90

Account#	Active	Name	Previous Reading	Current Reading	Usage	% Change	High / Low	Total Charge
00900096	A	Murillo Gabriel	2,657,900	2,674,410	16,510	28	L	\$89.92
Water Charge								
		\$89.03						
Assessment Charge								
		\$0.89						

Totals for Book# : 90

Rate Code	Usage	Amount Charged
Water		
MD	16,510	\$89.03
Assessment		
TX	16,510	\$0.89
Totals for Book# : 90	16,510	\$89.92

was  
27,990

Audit# 36,531

## Community Water Company

## Calculations Report

12/29/2016  
Page 5

## Apply

Account#	Active	Name	Previous Reading	Current Reading	Units	% Change	High/Low	Total Charge
00900097	A	Placido Barrera	625,550	626,680	1,130	-76	L	\$34.93
		Water Charge						\$34.58
		Assessment Charge						\$0.35
00900104	A	Juan Sanchez	372,820	373,430	610	-44		\$33.07
		Water Charge						\$32.74
		Assessment Charge						\$0.33
00900096	A	Murillo Gabriel	2,657,900	2,685,690	27,790	115	H	\$130.25
		Water Charge						\$128.96
		Assessment Charge						\$1.29
00900103	A	Maria M Zavala	1,824,570	1,827,800	3,230	-36		\$42.43
		Water Charge						\$42.01
		Assessment Charge						\$0.42
00900102	A	Katie Rogers	597,940	597,940	0	-100	L	\$30.89
		Water Charge						\$30.58
		Assessment Charge						\$0.31
00900271	A	Maria Rita Ramirez	2,003,330	2,009,380	6,050	-44		\$52.52
		Water Charge						\$52.00
		Assessment Charge						\$0.52
00900101	A	Eddie Driggers	2,186,900	2,188,370	1,470	-23		\$36.14
		Water Charge						\$35.78
		Assessment Charge						\$0.36
00900100	A	Leticia Burgos	1,631,130	1,637,980	6,850	-38		\$55.38
		Water Charge						\$54.83
		Assessment Charge						\$0.55
00900095	A	Lazaro Maldonado	1,986,570	1,987,830	1,260	-66	L	\$35.39
		Water Charge						\$35.04
		Assessment Charge						\$0.35
00900094	A	Sonia Santillan	3,415,380	3,418,470	3,090	-42		\$41.94
		Water Charge						\$41.52
		Assessment Charge						\$0.42
00900099	A	Maria Tarango	904,890	909,200	4,310	-36		\$46.30
		Water Charge						\$45.84
		Assessment Charge						\$0.46
00900270	A	George L Cornett	2,787,990	2,787,990	0	100		\$30.89
		Water Charge						\$30.58
		Assessment Charge						\$0.31
00900093	A	Latresha Davis	2,998,440	3,102,250	103,810	1,790	H	\$402.05
		Water Charge						\$398.07
		Assessment Charge						\$3.98
00900098	I	Vicki York	1,391,350	1,391,350	0	100		\$0.00
		Water Charge						\$0.00
		Assessment Charge						\$0.00
00900268	A	Maria Garcia	307,300	310,820	3,520	-67	L	\$43.47
		Water Charge						\$43.04
		Assessment Charge						\$0.43
00900269	A	E T Boyd	956,130	956,140	10	100	H	\$30.93
		Water Charge						\$30.62
		Assessment Charge						\$0.31

Audit# 36,645  
Book #:90

Community Water Company  
Usage Breakdown

1/31/201  
Page :

Income Center	Rate Code	STEP ONE	STEP TWO	Total
Water	1MG	0	171,870	171,870
		\$305.80	\$608.42	\$914.22
		4	4	4
	MD	0	1,613,683	1,613,683
		\$9,602.12	\$5,712.29	\$15,314.41
		333	333	333
	Income Totals	0	1,785,553	1,785,553
		\$9,907.92	\$6,320.71	\$16,228.63
Assessment	TX	0	1,785,553	1,785,553
		\$162.44	\$0.00	\$162.44
		337	0	337
	Income Totals	1,785,553	0	1,785,553
		\$162.44	\$0.00	\$162.44
		337	0	337
	Income Totals	1,785,553	0	1,785,553
		\$162.44	\$0.00	\$162.44

Totals for Book 90 :

Total Usage:	1,785,553	
Total Charges:	\$16,390.85	\$16,391.07
Customers:	337	

Income Center	Rate Code	STEP ONE	STEP TWO	Total
Water	1MG	0.00	171,870.00	171,870
		\$305.80	\$608.42	\$914.22
		4	4	
	MD	0.00	1,613,683.00	1,613,683
		\$9,602.12	\$5,712.29	\$15,314.41
		333	333	
	Income Totals	0.00	1,785,553.00	1,785,553
		\$9,907.92	\$6,320.71	\$16,228.63
Assessment	TX	0.00	1,785,553.00	1,785,553
		\$162.44	\$0.00	\$162.44
		337	0	
	Income Totals	1,785,553.00	0.00	1,785,553
		\$162.44	\$0.00	\$162.44
		337	0	
	Income Totals	1,785,553.00	0.00	1,785,553
		\$162.44	\$0.00	\$162.44

Audit# 36,788

Book #:90

**Community Water Company**  
**Usage Breakdown**

3/1/201

Page :

<u>Income Center</u>	<u>Rate Code</u>	<u>STEP ONE</u>	<u>STEP TWO</u>	<u>Total</u>
Water	IMG	0	66,990	66,990
		\$305.80	\$237.14	\$542.94
		4	4	4
	MD	36,430	1,424,045	1,460,475
		\$9,504.27	\$4,915.05	\$14,419.32
		333	333	333
	<b>Income Totals</b>	36,430	1,491,035	1,527,465
		\$9,810.07	\$5,152.19	\$14,962.26
		337	337	337
		\$9,810.07	\$5,152.19	\$14,962.26
Assessment	TX	1,491,035	0	1,491,035
		\$149.95	\$0.00	\$149.95
		337	0	337
	<b>Income Totals</b>	1,491,035	0	1,491,035
		\$149.95	\$0.00	\$149.95
		337	0	337
		\$149.95	\$0.00	\$149.95
		337	0	337
		\$149.95	\$0.00	\$149.95
		337	0	337

**Totals for Book 90 :**

Total Usage:	1,527,465	
Total Charges:	\$15,111.92	\$15,112.21
Customers:	337	

<u>Income Center</u>	<u>Rate Code</u>	<u>STEP ONE</u>	<u>STEP TWO</u>	<u>Total</u>
Water	IMG	0.00	66,990.00	66,990
		\$305.80	\$237.14	\$542.94
		4	4	
	MD	36,430.00	1,424,045.00	1,460,475
		\$9,504.27	\$4,915.05	\$14,419.32
		333	333	
	<b>Income Totals</b>	36,430.00	1,491,035.00	1,527,465
		\$9,810.07	\$5,152.19	\$14,962.26
		337	337	
		\$9,810.07	\$5,152.19	\$14,962.26
Assessment	TX	1,491,035.00	0.00	1,491,035
		\$149.95	\$0.00	\$149.95
		337	0	

Audit# 36,911

Book #:90

Community Water Company  
Usage Breakdown

3/30/201

Page :

Income Center	Rate Code	STEP ONE	STEP TWO	Total
Water	IMG	0	58,400	58,400
		\$305.80	\$206.73	\$512.53
		4	4	4
	MD	1,220	1,263,486	1,264,706
		\$9,554.21	\$4,469.93	\$14,024.14
		333	333	333
	Income Totals	1,220	1,321,886	1,323,106
		\$9,860.01	\$4,676.66	\$14,536.67
		337	337	337
		\$9,860.01	\$4,676.66	\$14,536.67
Assessment	TX	1,321,886	0	1,321,886
		\$145.58	\$0.00	\$145.58
		337	0	337
	Income Totals	1,321,886	0	1,321,886
		\$145.58	\$0.00	\$145.58
		337	0	337
		\$145.58	\$0.00	\$145.58
		337	0	337
		\$145.58	\$0.00	\$145.58
		337	0	337

## Totals for Book 90 :

Total Usage:	1,323,106	
Total Charges:	\$14,682.07	\$14,682.25
Customers:	337	

Income Center	Rate Code	STEP ONE	STEP TWO	Total
Water	IMG	0.00	58,400.00	58,400
		\$305.80	\$206.73	\$512.53
		4	4	
	MD	1,220.00	1,263,486.00	1,264,706
		\$9,554.21	\$4,469.93	\$14,024.14
		333	333	
	Income Totals	1,220.00	1,321,886.00	1,323,106
		\$9,860.01	\$4,676.66	\$14,536.67
		337	337	
		\$9,860.01	\$4,676.66	\$14,536.67
Assessment	TX	1,321,886.00	0.00	1,321,886
		\$145.58	\$0.00	\$145.58
		337	0	



Audit# 37,027  
Book #:90

Community Water Company  
Usage Breakdown

4/28/201  
Page :

Income Center	Rate Code	STEP ONE	STEP TWO	Total
Water	IMG	0	98,590	98,590
		\$305.80	\$349.01	\$654.81
		4	4	4
	MD	2,770	1,651,859	1,654,629
		\$9,481.83	\$5,796.62	\$15,278.45
		333	333	333
	Income Totals	2,770	1,750,449	1,753,219
		\$9,787.63	\$6,145.63	\$15,933.26
Assessment	TX			
	TX	1,750,449	0	1,750,449
		\$159.55	\$0.00	\$159.55
		337	0	337
	Income Totals	1,750,449	0	1,750,449
		\$159.55	\$0.00	\$159.55

Totals for Book 90 :

Total Usage: 1,753,219  
Total Charges: \$16,092.62 \$16,092.81  
Customers: 337

Income Center	Rate Code	STEP ONE	STEP TWO	Total
Water	IMG	0.00	98,590.00	98,590
		\$305.80	\$349.01	\$654.81
		4	4	
	MD	2,770.00	1,651,859.00	1,654,629
		\$9,481.83	\$5,796.62	\$15,278.45
		333	333	
	Income Totals	2,770.00	1,750,449.00	1,753,219
		\$9,787.63	\$6,145.63	\$15,933.26
Assessment	TX			
	TX	1,750,449.00	0.00	1,750,449
		\$159.55	\$0.00	\$159.55
		337	0	

Audit# 37,165  
Book #:90

Community Water Company  
Usage Breakdown

6/1/201  
Page :

Income Center	Rate Code	STEP ONE	STEP TWO	Total
Water	1MG	0	213,930	213,930
		<b>\$305.80</b>	<b>\$757.31</b>	<b>\$1,063.11</b>
		4	4	4
	MD	500	1,632,850	1,633,350
		<b>\$9,487.95</b>	<b>\$5,779.53</b>	<b>\$15,267.48</b>
		333	333	333
	Income Totals	<b>500</b>	<b>1,846,780</b>	<b>1,847,280</b>
		<b>\$9,793.75</b>	<b>\$6,536.84</b>	<b>\$16,330.59</b>
Assessment	TX	1,846,780	0	1,846,780
		<b>\$163.52</b>	<b>\$0.00</b>	<b>\$163.52</b>
		337	0	337
	Income Totals	<b>1,846,780</b>	<b>0</b>	<b>1,846,780</b>
		<b>\$163.52</b>	<b>\$0.00</b>	<b>\$163.52</b>
		337	0	337
		<b>\$9,793.75</b>	<b>\$6,536.84</b>	<b>\$16,330.59</b>
		337	337	337

Totals for Book 90 :

Total Usage:	1,847,280	
Total Charges:	\$16,493.83	\$16,494.11
Customers:	337	

Income Center	Rate Code	STEP ONE	STEP TWO	Total
Water	1MG	0.00	213,930.00	213,930
		<b>\$305.80</b>	<b>\$757.31</b>	<b>\$1,063.11</b>
		4	4	
	MD	500.00	1,632,850.00	1,633,350
		<b>\$9,487.95</b>	<b>\$5,779.53</b>	<b>\$15,267.48</b>
		333	333	
	Income Totals	<b>500.00</b>	<b>1,846,780.00</b>	<b>1,847,280</b>
		<b>\$9,793.75</b>	<b>\$6,536.84</b>	<b>\$16,330.59</b>
Assessment	TX	1,846,780.00	0.00	1,846,780
		<b>\$163.52</b>	<b>\$0.00</b>	<b>\$163.52</b>
		337	0	
		<b>\$9,793.75</b>	<b>\$6,536.84</b>	<b>\$16,330.59</b>
		<b>\$9,793.75</b>	<b>\$6,536.84</b>	<b>\$16,330.59</b>

Audit# 37,263  
Book #:90

Community Water Company  
Usage Breakdown

6/27/201  
Page :

Income Center	Rate Code	STEP ONE	STEP TWO	Total
Water	IMG	0	58,250	58,250
		\$305.80	\$206.21	\$512.01
		4	4	4
	MD	3,600	1,470,862	1,474,462
		\$9,534.84	\$5,181.80	\$14,716.64
		333	333	333
	Income Totals	3,600	1,529,112	1,532,712
		\$9,840.64	\$5,388.01	\$15,228.65
		337	337	337
		\$9,840.64	\$5,388.01	\$15,228.65
		337	337	337
Assessment	TX	1,529,112	0	1,529,112
		\$152.55	\$0.00	\$152.55
		337	0	337
	Income Totals	1,529,112	0	1,529,112
		\$152.55	\$0.00	\$152.55
		337	0	337
		\$152.55	\$0.00	\$152.55
		337	0	337

Totals for Book 90 :

Total Usage:	1,532,712	
Total Charges:	\$15,381.00	\$15,381.20
Customers:	337	

Income Center	Rate Code	STEP ONE	STEP TWO	Total
Water	IMG	0.00	58,250.00	58,250
		\$305.80	\$206.21	\$512.01
		4	4	
	MD	3,600.00	1,470,862.00	1,474,462
		\$9,534.84	\$5,181.80	\$14,716.64
		333	333	
	Income Totals	3,600.00	1,529,112.00	1,532,712
		\$9,840.64	\$5,388.01	\$15,228.65
		337	337	
		\$9,840.64	\$5,388.01	\$15,228.65
Assessment	TX	1,529,112.00	0.00	1,529,112
		\$152.55	\$0.00	\$152.55
		337	0	

Audit# 37,381

Book #:90

**Community Water Company**  
**Usage Breakdown**

7/27/201

Page :

<u>Income Center</u>	<u>Rate Code</u>	<u>STEP ONE</u>	<u>STEP TWO</u>	<u>Total</u>
Water	IMG	0	93,330	93,330
		\$305.80	\$330.39	\$636.19
		4	4	4
	MD	15,580	1,460,735	1,476,315
		\$9,446.16	\$5,119.13	\$14,565.29
		332	332	332
	Income Totals	15,580	1,554,065	1,569,645
		\$9,751.96	\$5,449.52	\$15,201.48
Assessment	TX			
		\$9,751.96	\$5,449.52	\$15,201.48
		336	336	336
	TX	1,554,065	0	1,554,065
		\$152.48	\$0.00	\$152.48
		336	0	336
	Income Totals	1,554,065	0	1,554,065
		\$152.48	\$0.00	\$152.48
		\$152.48	\$0.00	\$152.48
		336	0	336
		\$152.48	\$0.00	\$152.48
		336	0	336

**Totals for Book 90 :**

Total Usage:	1,569,645	
Total Charges:	\$15,353.61	\$15,353.96
Customers:	336	

<u>Income Center</u>	<u>Rate Code</u>	<u>STEP ONE</u>	<u>STEP TWO</u>	<u>Total</u>
Water	IMG	0.00	93,330.00	93,330
		\$305.80	\$330.39	\$636.19
		4	4	
	MD	15,580.00	1,460,735.00	1,476,315
		\$9,446.16	\$5,119.13	\$14,565.29
		332	332	
	Income Totals	15,580.00	1,554,065.00	1,569,645
		\$9,751.96	\$5,449.52	\$15,201.48
Assessment	TX			
		\$9,751.96	\$5,449.52	\$15,201.48
		336	336	
	TX	1,554,065.00	0.00	1,554,065
		\$152.48	\$0.00	\$152.48
		336	0	