

Account ID	Account Description	Date	Reference	Jrnl	Trans Description	Debit Amt	Credit Amt	Balance
65100	PAYROLL TAX - FICA	9/3/15	PR4615	PRJ	SILVESTRE SUAREZ	61.49		
65100	PAYROLL TAX - FICA	9/3/15	PR4616	PRJ	MARTIN MADRID	57.73		
65100	PAYROLL TAX - FICA	9/3/15	PR4617	PRJ	MIKE L. TERRAZAS JR	76.62		
65100	PAYROLL TAX - FICA	9/3/15	PR4618	PRJ	MARTIN MADRID	57.73		
65100	PAYROLL TAX - FICA	9/10/15	PR4619	PRJ	PRISCILLA CASILLAS	26.24		
65100	PAYROLL TAX - FICA	9/10/15	PR4620	PRJ	PATRICIA CRUZ	33.21		
65100	PAYROLL TAX - FICA	9/10/15	PR4621	PRJ	LETICIA MARTINEZ	30.94		
65100	PAYROLL TAX - FICA	9/10/15	PR4622	PRJ	FRANCISCA VARELA	22.57		
65100	PAYROLL TAX - FICA	9/10/15	PR4623	PRJ	JOEL APODACA	30.55		
65100	PAYROLL TAX - FICA	9/10/15	PR4624	PRJ	JESUS CHACON	23.44		
65100	PAYROLL TAX - FICA	9/10/15	PR4625	PRJ	JOSE F. ESCOBAR	73.43		
65100	PAYROLL TAX - FICA	9/10/15	PR4626	PRJ	ISMAEL ORTIZ	33.21		
65100	PAYROLL TAX - FICA	9/10/15	PR4627	PRJ	SILVESTRE SUAREZ	30.55		
65100	PAYROLL TAX - FICA	9/10/15	PR4628	PRJ	MARTIN MADRID	57.73		
65100	PAYROLL TAX - FICA	9/10/15	PR4629	PRJ	MIKE L. TERRAZAS JR	76.62		
65100	PAYROLL TAX - FICA	9/17/15	PR4630	PRJ	PRISCILLA CASILLAS	25.92		
65100	PAYROLL TAX - FICA	9/17/15	PR4631	PRJ	PATRICIA CRUZ	33.21		
65100	PAYROLL TAX - FICA	9/17/15	PR4632	PRJ	LETICIA MARTINEZ	30.55		
65100	PAYROLL TAX - FICA	9/17/15	PR4633	PRJ	FRANCISCA VARELA	22.57		
65100	PAYROLL TAX - FICA	9/17/15	PR4634	PRJ	JOEL APODACA	30.55		
65100	PAYROLL TAX - FICA	9/17/15	PR4635	PRJ	JESUS CHACON	51.56		
65100	PAYROLL TAX - FICA	9/17/15	PR4636	PRJ	JOSE F. ESCOBAR	37.18		
65100	PAYROLL TAX - FICA	9/17/15	PR4637	PRJ	ISMAEL ORTIZ	33.21		
65100	PAYROLL TAX - FICA	9/17/15	PR4638	PRJ	SILVESTRE SUAREZ	30.55		
65100	PAYROLL TAX - FICA	9/17/15	PR4639	PRJ	MARTIN MADRID	57.73		
65100	PAYROLL TAX - FICA	9/17/15	PR4640	PRJ	MIKE L. TERRAZAS JR	76.62		
65100	PAYROLL TAX - FICA	9/24/15	PR4641	PRJ	PRISCILLA CASILLAS	25.92		
65100	PAYROLL TAX - FICA	9/24/15	PR4642	PRJ	PATRICIA CRUZ	33.21		
65100	PAYROLL TAX - FICA	9/24/15	PR4643	PRJ	LETICIA MARTINEZ	30.55		
65100	PAYROLL TAX - FICA	9/24/15	PR4644	PRJ	FRANCISCA VARELA	22.57		
65100	PAYROLL TAX - FICA	9/24/15	PR4645	PRJ	JOEL APODACA	67.22		
65100	PAYROLL TAX - FICA	9/24/15	PR4646	PRJ	JESUS CHACON	24.10		
65100	PAYROLL TAX - FICA	9/24/15	PR4647	PRJ	JOSE F. ESCOBAR	38.22		
65100	PAYROLL TAX - FICA	9/24/15	PR4648	PRJ	ISMAEL ORTIZ	34.59		
65100	PAYROLL TAX - FICA	9/24/15	PR4649	PRJ	SILVESTRE SUAREZ	31.83		
65100	PAYROLL TAX - FICA	9/24/15	PR4650	PRJ	MARTIN MADRID	57.73		
65100	PAYROLL TAX - FICA	9/24/15	PR4651	PRJ	MIKE L. TERRAZAS JR	76.62		
65100	PAYROLL TAX - FICA	9/24/15	PR4652	PRJ	HILARIA R. GARCIA	215.81		
65100	PAYROLL TAX - FICA				Current Period Change	2,018.44		2,018.44
65100	PAYROLL TAX - FICA	10/1/15			Beginning Balance			18,781.89
65100	PAYROLL TAX - FICA	10/1/15	PR4653	PRJ	PRISCILLA CASILLAS	25.27		
65100	PAYROLL TAX - FICA	10/1/15	PR4654	PRJ	PATRICIA CRUZ	33.21		
65100	PAYROLL TAX - FICA	10/1/15	PR4655	PRJ	LETICIA MARTINEZ	31.15		
65100	PAYROLL TAX - FICA	10/1/15	PR4656	PRJ	FRANCISCA VARELA	22.57		
65100	PAYROLL TAX - FICA	10/1/15	PR4657	PRJ	JOEL APODACA	30.55		
65100	PAYROLL TAX - FICA	10/1/15	PR4658	PRJ	JESUS CHACON	23.44		
65100	PAYROLL TAX - FICA	10/1/15	PR4659	PRJ	JOSE F. ESCOBAR	39.38		
65100	PAYROLL TAX - FICA	10/1/15	PR4660	PRJ	ISMAEL ORTIZ	69.91		
65100	PAYROLL TAX - FICA	10/1/15	PR4661	PRJ	SILVESTRE SUAREZ	30.55		
65100	PAYROLL TAX - FICA	10/1/15	PR4662	PRJ	MARTIN MADRID	57.73		

Account ID	Account Description	Date	Reference	Jrnl	Trans Description	Debit Amt	Credit Amt	Balance
65100	PAYROLL TAX - FICA	10/1/15	PR4663	PRJ	MIKE L. TERRAZAS JR	76.62		
65100	PAYROLL TAX - FICA	10/1/15	PR4664	PRJ	FRANCISCA VARELA	22.57		
65100	PAYROLL TAX - FICA	10/8/15	PR4665	PRJ	PRISCILLA CASILLAS	25.92		
65100	PAYROLL TAX - FICA	10/8/15	PR4666	PRJ	PATRICIA CRUZ	33.21		
65100	PAYROLL TAX - FICA	10/8/15	PR4667	PRJ	LETICIA MARTINEZ	30.55		
65100	PAYROLL TAX - FICA	10/8/15	PR4668	PRJ	JOEL APODACA	31.70		
65100	PAYROLL TAX - FICA	10/8/15	PR4669	PRJ	JESUS CHACON	24.32		
65100	PAYROLL TAX - FICA	10/8/15	PR4670	PRJ	JOSE F. ESCOBAR	38.57		
65100	PAYROLL TAX - FICA	10/8/15	PR4671	PRJ	ISMAEL ORTIZ	34.45		
65100	PAYROLL TAX - FICA	10/8/15	PR4672	PRJ	SILVESTRE SUAREZ	62.94		
65100	PAYROLL TAX - FICA	10/8/15	PR4673	PRJ	MARTIN MADRID	57.73		
65100	PAYROLL TAX - FICA	10/8/15	PR4674	PRJ	MIKE L. TERRAZAS JR	76.62		
65100	PAYROLL TAX - FICA	10/15/15	PR4675	PRJ	PRISCILLA CASILLAS	25.92		
65100	PAYROLL TAX - FICA	10/15/15	PR4676	PRJ	PATRICIA CRUZ	33.21		
65100	PAYROLL TAX - FICA	10/15/15	PR4677	PRJ	LETICIA MARTINEZ	30.55		
65100	PAYROLL TAX - FICA	10/15/15	PR4678	PRJ	FRANCISCA VARELA	22.57		
65100	PAYROLL TAX - FICA	10/15/15	PR4679	PRJ	JOEL APODACA	31.70		
65100	PAYROLL TAX - FICA	10/15/15	PR4680	PRJ	JESUS CHACON	23.44		
65100	PAYROLL TAX - FICA	10/15/15	PR4681	PRJ	JOSE F. ESCOBAR	76.22		
65100	PAYROLL TAX - FICA	10/15/15	PR4682	PRJ	ISMAEL ORTIZ	34.45		
65100	PAYROLL TAX - FICA	10/15/15	PR4683	PRJ	SILVESTRE SUAREZ	30.55		
65100	PAYROLL TAX - FICA	10/15/15	PR4684	PRJ	MARTIN MADRID	57.73		
65100	PAYROLL TAX - FICA	10/15/15	PR4685	PRJ	MIKE L. TERRAZAS JR	76.62		
65100	PAYROLL TAX - FICA	10/22/15	PR4686	PRJ	PRISCILLA CASILLAS	25.92		
65100	PAYROLL TAX - FICA	10/22/15	PR4687	PRJ	PATRICIA CRUZ	33.21		
65100	PAYROLL TAX - FICA	10/22/15	PR4688	PRJ	LETICIA MARTINEZ	30.55		
65100	PAYROLL TAX - FICA	10/22/15	PR4689	PRJ	FRANCISCA VARELA	22.57		
65100	PAYROLL TAX - FICA	10/22/15	PR4690	PRJ	JOEL APODACA	30.55		
65100	PAYROLL TAX - FICA	10/22/15	PR4691	PRJ	JESUS CHACON	46.51		
65100	PAYROLL TAX - FICA	10/22/15	PR4692	PRJ	JOSE F. ESCOBAR	37.18		
65100	PAYROLL TAX - FICA	10/22/15	PR4693	PRJ	ISMAEL ORTIZ	34.45		
65100	PAYROLL TAX - FICA	10/22/15	PR4694	PRJ	SILVESTRE SUAREZ	30.84		
65100	PAYROLL TAX - FICA	10/22/15	PR4695	PRJ	MARTIN MADRID	57.73		
65100	PAYROLL TAX - FICA	10/22/15	PR4696	PRJ	MIKE L. TERRAZAS JR	76.62		
65100	PAYROLL TAX - FICA	10/29/15	PR4697	PRJ	PRISCILLA CASILLAS	25.92		
65100	PAYROLL TAX - FICA	10/29/15	PR4698	PRJ	PATRICIA CRUZ	33.21		
65100	PAYROLL TAX - FICA	10/29/15	PR4699	PRJ	LETICIA MARTINEZ	31.13		
65100	PAYROLL TAX - FICA	10/29/15	PR4700	PRJ	FRANCISCA VARELA	22.57		
65100	PAYROLL TAX - FICA	10/29/15	PR4701	PRJ	JOEL APODACA	71.51		
65100	PAYROLL TAX - FICA	10/29/15	PR4702	PRJ	JESUS CHACON	23.44		
65100	PAYROLL TAX - FICA	10/29/15	PR4703	PRJ	JOSE F. ESCOBAR	38.10		
65100	PAYROLL TAX - FICA	10/29/15	PR4704	PRJ	ISMAEL ORTIZ	33.21		
65100	PAYROLL TAX - FICA	10/29/15	PR4705	PRJ	SILVESTRE SUAREZ	30.94		
65100	PAYROLL TAX - FICA	10/29/15	PR4706	PRJ	MARTIN MADRID	57.73		
65100	PAYROLL TAX - FICA	10/29/15	PR4707	PRJ	MIKE L. TERRAZAS JR	76.62		
65100	PAYROLL TAX - FICA	10/29/15	PR4708	PRJ	HILARIA R. GARCIA	215.81		
65100	PAYROLL TAX - FICA				Current Period Change	2,408.24		2,408.24
65100	PAYROLL TAX - FICA	11/1/15			Beginning Balance			21,190.13
65100	PAYROLL TAX - FICA	11/5/15	PR4709	PRJ	PRISCILLA CASILLAS	25.92		
65100	PAYROLL TAX - FICA	11/5/15	PR4710	PRJ	PATRICIA CRUZ	33.21		

Account ID	Account Description	Date	Reference	Jrnl	Trans Description	Debit Amt	Credit Amt	Balance
65100	PAYROLL TAX - FICA	11/5/15	PR4711	PRJ	LETICIA MARTINEZ	30.55		
65100	PAYROLL TAX - FICA	11/5/15	PR4712	PRJ	FRANCISCA VARELA	22.57		
65100	PAYROLL TAX - FICA	11/5/15	PR4713	PRJ	JOEL APODACA	31.70		
65100	PAYROLL TAX - FICA	11/5/15	PR4714	PRJ	JESUS CHACON	24.45		
65100	PAYROLL TAX - FICA	11/5/15	PR4715	PRJ	JOSE F. ESCOBAR	40.66		
65100	PAYROLL TAX - FICA	11/5/15	PR4716	PRJ	ISMAEL ORTIZ	66.84		
65100	PAYROLL TAX - FICA	11/5/15	PR4717	PRJ	SILVESTRE SUAREZ	30.78		
65100	PAYROLL TAX - FICA	11/5/15	PR4718	PRJ	MARTIN MADRID	57.73		
65100	PAYROLL TAX - FICA	11/5/15	PR4719	PRJ	MIKE L. TERRAZAS JR	76.62		
65100	PAYROLL TAX - FICA	11/12/15	PR4720	PRJ	PRISCILLA CASILLAS	25.92		
65100	PAYROLL TAX - FICA	11/12/15	PR4721	PRJ	PATRICIA CRUZ	33.21		
65100	PAYROLL TAX - FICA	11/12/15	PR4722	PRJ	LETICIA MARTINEZ	6.87		
65100	PAYROLL TAX - FICA	11/12/15	PR4723	PRJ	FRANCISCA VARELA	22.57		
65100	PAYROLL TAX - FICA	11/12/15	PR4724	PRJ	JOEL APODACA	32.75		
65100	PAYROLL TAX - FICA	11/12/15	PR4725	PRJ	JESUS CHACON	48.42		
65100	PAYROLL TAX - FICA	11/12/15	PR4726	PRJ	JOSE F. ESCOBAR	37.87		
65100	PAYROLL TAX - FICA	11/12/15	PR4727	PRJ	ISMAEL ORTIZ	33.21		
65100	PAYROLL TAX - FICA	11/12/15	PR4728	PRJ	SILVESTRE SUAREZ	30.55		
65100	PAYROLL TAX - FICA	11/12/15	PR4729	PRJ	MARTIN MADRID	57.73		
65100	PAYROLL TAX - FICA	11/12/15	PR4730	PRJ	MIKE L. TERRAZAS JR	76.62		
65100	PAYROLL TAX - FICA	11/19/15	PR4731	PRJ	PRISCILLA CASILLAS	31.10		
65100	PAYROLL TAX - FICA	11/19/15	PR4732	PRJ	PATRICIA CRUZ	33.21		
65100	PAYROLL TAX - FICA	11/19/15	PR4733	PRJ	LETICIA MARTINEZ	30.55		
65100	PAYROLL TAX - FICA	11/19/15	PR4734	PRJ	FRANCISCA VARELA	22.78		
65100	PAYROLL TAX - FICA	11/19/15	PR4735	PRJ	JOEL APODACA	60.34		
65100	PAYROLL TAX - FICA	11/19/15	PR4736	PRJ	JESUS CHACON	26.36		
65100	PAYROLL TAX - FICA	11/19/15	PR4737	PRJ	JOSE F. ESCOBAR	37.18		
65100	PAYROLL TAX - FICA	11/19/15	PR4738	PRJ	ISMAEL ORTIZ	33.54		
65100	PAYROLL TAX - FICA	11/19/15	PR4739	PRJ	SILVESTRE SUAREZ	30.84		
65100	PAYROLL TAX - FICA	11/19/15	PR4740	PRJ	MARTIN MADRID	57.73		
65100	PAYROLL TAX - FICA	11/19/15	PR4741	PRJ	MIKE L. TERRAZAS JR	76.62		
65100	PAYROLL TAX - FICA	11/19/15	PR4742	PRJ	ISMAEL ORTIZ	32.38		
65100	PAYROLL TAX - FICA	11/25/15	PR4743	PRJ	PRISCILLA CASILLAS	25.92		
65100	PAYROLL TAX - FICA	11/25/15	PR4744	PRJ	PATRICIA CRUZ	33.21		
65100	PAYROLL TAX - FICA	11/25/15	PR4745	PRJ	LETICIA MARTINEZ	30.55		
65100	PAYROLL TAX - FICA	11/25/15	PR4746	PRJ	FRANCISCA VARELA	22.57		
65100	PAYROLL TAX - FICA	11/25/15	PR4747	PRJ	JOEL APODACA	30.55		
65100	PAYROLL TAX - FICA	11/25/15	PR4748	PRJ	JESUS CHACON	43.95		
65100	PAYROLL TAX - FICA	11/25/15	PR4749	PRJ	JOSE F. ESCOBAR	37.18		
65100	PAYROLL TAX - FICA	11/25/15	PR4750	PRJ	ISMAEL ORTIZ	33.73		
65100	PAYROLL TAX - FICA	11/25/15	PR4751	PRJ	SILVESTRE SUAREZ	31.03		
65100	PAYROLL TAX - FICA	11/25/15	PR4752	PRJ	MARTIN MADRID	57.73		
65100	PAYROLL TAX - FICA	11/25/15	PR4753	PRJ	MIKE L. TERRAZAS JR	76.62		
65100	PAYROLL TAX - FICA	11/25/15	PR4754	PRJ	HILARIA R. GARCIA	215.81		
65100	PAYROLL TAX - FICA				Current Period Change	1,958.23		1,958.23
65100	PAYROLL TAX - FICA	12/1/15			Beginning Balance			23,148.36
65100	PAYROLL TAX - FICA	12/3/15	PR4755	PRJ	PRISCILLA CASILLAS	25.92		
65100	PAYROLL TAX - FICA	12/3/15	PR4756	PRJ	PATRICIA CRUZ	33.21		
65100	PAYROLL TAX - FICA	12/3/15	PR4757	PRJ	LETICIA MARTINEZ	30.55		
65100	PAYROLL TAX - FICA	12/3/15	PR4758	PRJ	FRANCISCA VARELA	22.57		

Account ID	Account Description	Date	Reference	Jrnl	Trans Description	Debit Amt	Credit Amt	Balance
65100	PAYROLL TAX - FICA	12/3/15	PR4759	PRJ	JOEL APODACA	75.24		
65100	PAYROLL TAX - FICA	12/3/15	PR4760	PRJ	JESUS CHACON	23.44		
65100	PAYROLL TAX - FICA	12/3/15	PR4761	PRJ	JOSE F. ESCOBAR	37.18		
65100	PAYROLL TAX - FICA	12/3/15	PR4762	PRJ	ISMAEL ORTIZ	33.21		
65100	PAYROLL TAX - FICA	12/3/15	PR4763	PRJ	SILVESTRE SUAREZ	30.55		
65100	PAYROLL TAX - FICA	12/3/15	PR4764	PRJ	MARTIN MADRID	57.73		
65100	PAYROLL TAX - FICA	12/3/15	PR4765	PRJ	MIKE L. TERRAZAS JR	76.62		
65100	PAYROLL TAX - FICA	12/10/15	PR4766	PRJ	PRISCILLA CASILLAS	25.92		
65100	PAYROLL TAX - FICA	12/10/15	PR4767	PRJ	PATRICIA CRUZ	33.21		
65100	PAYROLL TAX - FICA	12/10/15	PR4768	PRJ	LETICIA MARTINEZ	30.55		
65100	PAYROLL TAX - FICA	12/10/15	PR4769	PRJ	FRANCISCA VARELA	22.57		
65100	PAYROLL TAX - FICA	12/10/15	PR4770	PRJ	JOEL APODACA	30.55		
65100	PAYROLL TAX - FICA	12/10/15	PR4771	PRJ	JESUS CHACON	23.44		
65100	PAYROLL TAX - FICA	12/10/15	PR4772	PRJ	JOSE F. ESCOBAR	37.18		
65100	PAYROLL TAX - FICA	12/10/15	PR4773	PRJ	ISMAEL ORTIZ	34.45		
65100	PAYROLL TAX - FICA	12/10/15	PR4774	PRJ	SILVESTRE SUAREZ	50.70		
65100	PAYROLL TAX - FICA	12/10/15	PR4775	PRJ	MARTIN MADRID	57.73		
65100	PAYROLL TAX - FICA	12/10/15	PR4776	PRJ	MIKE L. TERRAZAS JR	76.62		
65100	PAYROLL TAX - FICA	12/17/15	PR4778	PRJ	PRISCILLA CASILLAS	25.92		
65100	PAYROLL TAX - FICA	12/17/15	PR4779	PRJ	PATRICIA CRUZ	33.21		
65100	PAYROLL TAX - FICA	12/17/15	PR4780	PRJ	LETICIA MARTINEZ	30.55		
65100	PAYROLL TAX - FICA	12/17/15	PR4781	PRJ	FRANCISCA VARELA	22.57		
65100	PAYROLL TAX - FICA	12/17/15	PR4782	PRJ	JOEL APODACA	35.14		
65100	PAYROLL TAX - FICA	12/17/15	PR4783	PRJ	JESUS CHACON	23.59		
65100	PAYROLL TAX - FICA	12/17/15	PR4784	PRJ	JOSE F. ESCOBAR	45.31		
65100	PAYROLL TAX - FICA	12/17/15	PR4785	PRJ	ISMAEL ORTIZ	70.99		
65100	PAYROLL TAX - FICA	12/17/15	PR4786	PRJ	SILVESTRE SUAREZ	32.47		
65100	PAYROLL TAX - FICA	12/17/15	PR4787	PRJ	MARTIN MADRID	57.73		
65100	PAYROLL TAX - FICA	12/17/15	PR4788	PRJ	MIKE L. TERRAZAS JR	76.62		
65100	PAYROLL TAX - FICA	12/17/15	PR4789	PRJ	MARTIN MADRID	69.27		
65100	PAYROLL TAX - FICA	12/23/15	PR4790	PRJ	PRISCILLA CASILLAS	41.79		
65100	PAYROLL TAX - FICA	12/23/15	PR4791	PRJ	PATRICIA CRUZ	48.15		
65100	PAYROLL TAX - FICA	12/23/15	PR4792	PRJ	LETICIA MARTINEZ	30.55		
65100	PAYROLL TAX - FICA	12/23/15	PR4793	PRJ	FRANCISCA VARELA	25.39		
65100	PAYROLL TAX - FICA	12/23/15	PR4794	PRJ	JOEL APODACA	41.15		
65100	PAYROLL TAX - FICA	12/23/15	PR4795	PRJ	JESUS CHACON	23.44		
65100	PAYROLL TAX - FICA	12/23/15	PR4796	PRJ	JOSE F. ESCOBAR	79.70		
65100	PAYROLL TAX - FICA	12/23/15	PR4797	PRJ	ISMAEL ORTIZ	33.21		
65100	PAYROLL TAX - FICA	12/23/15	PR4798	PRJ	SILVESTRE SUAREZ	33.99		
65100	PAYROLL TAX - FICA	12/23/15	PR4799	PRJ	MARTIN MADRID	57.73		
65100	PAYROLL TAX - FICA	12/23/15	PR4800	PRJ	MIKE L. TERRAZAS JR	76.62		
65100	PAYROLL TAX - FICA	12/23/15	PR4801	PRJ	HILARIA R. GARCIA	215.81		
65100	PAYROLL TAX - FICA	12/23/15	PR4802	PRJ	MARTIN MADRID	57.73		
65100	PAYROLL TAX - FICA	12/23/15	PR4803	PRJ	MIKE L. TERRAZAS JR	76.62		
65100	PAYROLL TAX - FICA	12/30/15	PR4804	PRJ	PRISCILLA CASILLAS	25.92		
65100	PAYROLL TAX - FICA	12/30/15	PR4805	PRJ	PATRICIA CRUZ	33.21		
65100	PAYROLL TAX - FICA	12/30/15	PR4806	PRJ	LETICIA MARTINEZ	24.44		
65100	PAYROLL TAX - FICA	12/30/15	PR4807	PRJ	FRANCISCA VARELA	22.57		
65100	PAYROLL TAX - FICA	12/30/15	PR4808	PRJ	JOEL APODACA	30.80		
65100	PAYROLL TAX - FICA	12/30/15	PR4809	PRJ	JESUS CHACON	57.61		

Account ID	Account Description	Date	Reference	Jrnl	Trans Description	Debit Amt	Credit Amt	Balance
65100	PAYROLL TAX - FICA	12/30/15	PR4810	PRJ	JOSE F. ESCOBAR	37.18		
65100	PAYROLL TAX - FICA	12/30/15	PR4811	PRJ	ISMAEL ORTIZ	33.46		
65100	PAYROLL TAX - FICA	12/30/15	PR4812	PRJ	SILVESTRE SUAREZ	30.55		
65100	PAYROLL TAX - FICA	12/30/15	PR4813	PRJ	MARTIN MADRID	57.73		
65100	PAYROLL TAX - FICA	12/30/15	PR4814	PRJ	MIKE L. TERRAZAS JR	76.62		
65100	PAYROLL TAX - FICA				Current Period Change	2,664.48		2,664.48
		<b>12/31/15</b>			<b>Ending Balance</b>			<b>25,812.84</b>
65200	PAYROLL TAX - MCARE	1/1/15			Beginning Balance			
65200	PAYROLL TAX - MCARE	1/8/15	PR4195	PRJ	PRISCILLA CASILLAS	5.77		
65200	PAYROLL TAX - MCARE	1/8/15	PR4196	PRJ	PATRICIA CRUZ	7.40		
65200	PAYROLL TAX - MCARE	1/8/15	PR4197	PRJ	LETICIA MARTINEZ	6.80		
65200	PAYROLL TAX - MCARE	1/8/15	PR4198	PRJ	FRANCISCA VARELA	5.03		
65200	PAYROLL TAX - MCARE	1/8/15	PR4199	PRJ	JOEL APODACA	6.89		
65200	PAYROLL TAX - MCARE	1/8/15	PR4200	PRJ	JESUS CHACON	7.76		
65200	PAYROLL TAX - MCARE	1/8/15	PR4201	PRJ	ARTURO G. CLETO	5.22		
65200	PAYROLL TAX - MCARE	1/8/15	PR4202	PRJ	JOSE F. ESCOBAR	8.28		
65200	PAYROLL TAX - MCARE	1/8/15	PR4203	PRJ	ISMAEL ORTIZ	14.22		
65200	PAYROLL TAX - MCARE	1/8/15	PR4204	PRJ	SILVESTRE SUAREZ	6.80		
65200	PAYROLL TAX - MCARE	1/8/15	PR4205	PRJ	MARTIN MADRID	12.86		
65200	PAYROLL TAX - MCARE	1/8/15	PR4206	PRJ	MIKE L. TERRAZAS JR	17.07		
65200	PAYROLL TAX - MCARE	1/15/15	PR4207	PRJ	PRISCILLA CASILLAS	5.77		
65200	PAYROLL TAX - MCARE	1/15/15	PR4208	PRJ	PATRICIA CRUZ	7.40		
65200	PAYROLL TAX - MCARE	1/15/15	PR4209	PRJ	LETICIA MARTINEZ	6.80		
65200	PAYROLL TAX - MCARE	1/15/15	PR4210	PRJ	FRANCISCA VARELA	5.03		
65200	PAYROLL TAX - MCARE	1/15/15	PR4211	PRJ	JOEL APODACA	6.97		
65200	PAYROLL TAX - MCARE	1/15/15	PR4212	PRJ	JESUS CHACON	11.28		
65200	PAYROLL TAX - MCARE	1/15/15	PR4213	PRJ	ARTURO G. CLETO	5.22		
65200	PAYROLL TAX - MCARE	1/15/15	PR4214	PRJ	JOSE F. ESCOBAR	9.97		
65200	PAYROLL TAX - MCARE	1/15/15	PR4215	PRJ	RAUL R. GUTIERREZ	2.57		
65200	PAYROLL TAX - MCARE	1/15/15	PR4216	PRJ	ISMAEL ORTIZ	7.67		
65200	PAYROLL TAX - MCARE	1/15/15	PR4217	PRJ	SILVESTRE SUAREZ	8.34		
65200	PAYROLL TAX - MCARE	1/15/15	PR4218	PRJ	MARTIN MADRID	12.86		
65200	PAYROLL TAX - MCARE	1/15/15	PR4219	PRJ	MIKE L. TERRAZAS JR	17.07		
65200	PAYROLL TAX - MCARE	1/22/15	PR4220	PRJ	PRISCILLA CASILLAS	5.77		
65200	PAYROLL TAX - MCARE	1/22/15	PR4221	PRJ	PATRICIA CRUZ	7.40		
65200	PAYROLL TAX - MCARE	1/22/15	PR4222	PRJ	LETICIA MARTINEZ	6.80		
65200	PAYROLL TAX - MCARE	1/22/15	PR4223	PRJ	FRANCISCA VARELA	5.03		
65200	PAYROLL TAX - MCARE	1/22/15	PR4224	PRJ	JOEL APODACA	15.14		
65200	PAYROLL TAX - MCARE	1/22/15	PR4225	PRJ	JESUS CHACON	5.22		
65200	PAYROLL TAX - MCARE	1/22/15	PR4226	PRJ	ARTURO G. CLETO	5.08		
65200	PAYROLL TAX - MCARE	1/22/15	PR4227	PRJ	JOSE F. ESCOBAR	8.70		
65200	PAYROLL TAX - MCARE	1/22/15	PR4228	PRJ	RAUL R. GUTIERREZ	1.91		
65200	PAYROLL TAX - MCARE	1/22/15	PR4229	PRJ	ISMAEL ORTIZ	7.40		
65200	PAYROLL TAX - MCARE	1/22/15	PR4230	PRJ	SILVESTRE SUAREZ	6.80		
65200	PAYROLL TAX - MCARE	1/22/15	PR4231	PRJ	MARTIN MADRID	12.86		
65200	PAYROLL TAX - MCARE	1/22/15	PR4232	PRJ	MIKE L. TERRAZAS JR	17.07		
65200	PAYROLL TAX - MCARE	1/22/15	PR4233	PRJ	ARTURO G. CLETO	5.22		
65200	PAYROLL TAX - MCARE	1/22/15	PR4234	PRJ	ARTURO G. CLETO	5.22		
65200	PAYROLL TAX - MCARE	1/29/15	PR4235	PRJ	PRISCILLA CASILLAS	5.81		
65200	PAYROLL TAX - MCARE	1/29/15	PR4236	PRJ	PATRICIA CRUZ	7.40		

Account ID	Account Description	Date	Reference	Jrnl	Trans Description	Debit Amt	Credit Amt	Balance
65200	PAYROLL TAX - MCARE	1/29/15	PR4237	PRJ	LETICIA MARTINEZ	6.85		
65200	PAYROLL TAX - MCARE	1/29/15	PR4238	PRJ	FRANCISCA VARELA	5.18		
65200	PAYROLL TAX - MCARE	1/29/15	PR4239	PRJ	JOEL APODACA	6.80		
65200	PAYROLL TAX - MCARE	1/29/15	PR4240	PRJ	JESUS CHACON	5.22		
65200	PAYROLL TAX - MCARE	1/29/15	PR4241	PRJ	JOSE F. ESCOBAR	8.28		
65200	PAYROLL TAX - MCARE	1/29/15	PR4242	PRJ	RAUL R. GUTIERREZ	2.39		
65200	PAYROLL TAX - MCARE	1/29/15	PR4243	PRJ	ISMAEL ORTIZ	15.79		
65200	PAYROLL TAX - MCARE	1/29/15	PR4244	PRJ	SILVESTRE SUAREZ	6.80		
65200	PAYROLL TAX - MCARE	1/29/15	PR4245	PRJ	MARTIN MADRID	12.86		
65200	PAYROLL TAX - MCARE	1/29/15	PR4246	PRJ	MIKE L. TERRAZAS JR	17.07		
65200	PAYROLL TAX - MCARE	1/29/15	PR4247	PRJ	ARTURO G. CLETO	1.30		
65200	PAYROLL TAX - MCARE	1/29/15	PR4248	PRJ	HILARIA R. GARCIA	48.07		
65200	PAYROLL TAX - MCARE				Current Period Change	476.49		476.49
65200	PAYROLL TAX - MCARE	2/1/15			Beginning Balance			476.49
65200	PAYROLL TAX - MCARE	2/5/15	PR4249	PRJ	PRISCILLA CASILLAS	5.77		
65200	PAYROLL TAX - MCARE	2/5/15	PR4250	PRJ	PATRICIA CRUZ	7.40		
65200	PAYROLL TAX - MCARE	2/5/15	PR4251	PRJ	LETICIA MARTINEZ	6.80		
65200	PAYROLL TAX - MCARE	2/5/15	PR4252	PRJ	FRANCISCA VARELA	5.03		
65200	PAYROLL TAX - MCARE	2/5/15	PR4253	PRJ	JOEL APODACA	6.80		
65200	PAYROLL TAX - MCARE	2/5/15	PR4254	PRJ	JESUS CHACON	5.52		
65200	PAYROLL TAX - MCARE	2/5/15	PR4255	PRJ	JOSE F. ESCOBAR	8.28		
65200	PAYROLL TAX - MCARE	2/5/15	PR4256	PRJ	RAUL R. GUTIERREZ	5.26		
65200	PAYROLL TAX - MCARE	2/5/15	PR4257	PRJ	ISMAEL ORTIZ	7.40		
65200	PAYROLL TAX - MCARE	2/5/15	PR4258	PRJ	SILVESTRE SUAREZ	13.88		
65200	PAYROLL TAX - MCARE	2/5/15	PR4259	PRJ	MARTIN MADRID	12.86		
65200	PAYROLL TAX - MCARE	2/5/15	PR4260	PRJ	MIKE L. TERRAZAS JR	17.07		
65200	PAYROLL TAX - MCARE	2/12/15	PR4261	PRJ	PRISCILLA CASILLAS	5.77		
65200	PAYROLL TAX - MCARE	2/12/15	PR4262	PRJ	PATRICIA CRUZ	7.40		
65200	PAYROLL TAX - MCARE	2/12/15	PR4263	PRJ	LETICIA MARTINEZ	6.80		
65200	PAYROLL TAX - MCARE	2/12/15	PR4264	PRJ	FRANCISCA VARELA	5.03		
65200	PAYROLL TAX - MCARE	2/12/15	PR4265	PRJ	JOEL APODACA	8.98		
65200	PAYROLL TAX - MCARE	2/12/15	PR4266	PRJ	JESUS CHACON	6.84		
65200	PAYROLL TAX - MCARE	2/12/15	PR4267	PRJ	JOSE F. ESCOBAR	16.44		
65200	PAYROLL TAX - MCARE	2/12/15	PR4268	PRJ	RAUL R. GUTIERREZ	9.57		
65200	PAYROLL TAX - MCARE	2/12/15	PR4269	PRJ	ISMAEL ORTIZ	8.06		
65200	PAYROLL TAX - MCARE	2/12/15	PR4270	PRJ	SILVESTRE SUAREZ	8.90		
65200	PAYROLL TAX - MCARE	2/12/15	PR4271	PRJ	MARTIN MADRID	12.86		
65200	PAYROLL TAX - MCARE	2/12/15	PR4272	PRJ	MIKE L. TERRAZAS JR	17.07		
65200	PAYROLL TAX - MCARE	2/12/15	PR4273	PRJ	JOEL APODACA	1.70		
65200	PAYROLL TAX - MCARE	2/19/15	PR4274	PRJ	PRISCILLA CASILLAS	5.77		
65200	PAYROLL TAX - MCARE	2/19/15	PR4275	PRJ	PATRICIA CRUZ	7.40		
65200	PAYROLL TAX - MCARE	2/19/15	PR4276	PRJ	LETICIA MARTINEZ	6.80		
65200	PAYROLL TAX - MCARE	2/19/15	PR4277	PRJ	FRANCISCA VARELA	5.03		
65200	PAYROLL TAX - MCARE	2/19/15	PR4278	PRJ	JOEL APODACA	6.80		
65200	PAYROLL TAX - MCARE	2/19/15	PR4279	PRJ	JESUS CHACON	10.24		
65200	PAYROLL TAX - MCARE	2/19/15	PR4280	PRJ	JOSE F. ESCOBAR	8.28		
65200	PAYROLL TAX - MCARE	2/19/15	PR4281	PRJ	ISMAEL ORTIZ	7.40		
65200	PAYROLL TAX - MCARE	2/19/15	PR4282	PRJ	SILVESTRE SUAREZ	6.80		
65200	PAYROLL TAX - MCARE	2/19/15	PR4283	PRJ	MARTIN MADRID	12.86		
65200	PAYROLL TAX - MCARE	2/19/15	PR4284	PRJ	MIKE L. TERRAZAS JR	17.07		

Account ID	Account Description	Date	Reference	Jrnl	Trans Description	Debit Amt	Credit Amt	Balance
65200	PAYROLL TAX - MCARE	2/26/15	PR4285	PRJ	PRISCILLA CASILLAS	5.86		
65200	PAYROLL TAX - MCARE	2/26/15	PR4286	PRJ	PATRICIA CRUZ	7.40		
65200	PAYROLL TAX - MCARE	2/26/15	PR4287	PRJ	LETICIA MARTINEZ	6.87		
65200	PAYROLL TAX - MCARE	2/26/15	PR4288	PRJ	FRANCISCA VARELA	5.06		
65200	PAYROLL TAX - MCARE	2/26/15	PR4289	PRJ	JOEL APODACA	13.44		
65200	PAYROLL TAX - MCARE	2/26/15	PR4290	PRJ	JESUS CHACON	5.61		
65200	PAYROLL TAX - MCARE	2/26/15	PR4291	PRJ	JOSE F. ESCOBAR	8.44		
65200	PAYROLL TAX - MCARE	2/26/15	PR4292	PRJ	ISMAEL ORTIZ	8.23		
65200	PAYROLL TAX - MCARE	2/26/15	PR4293	PRJ	SILVESTRE SUAREZ	7.57		
65200	PAYROLL TAX - MCARE	2/26/15	PR4294	PRJ	MARTIN MADRID	12.86		
65200	PAYROLL TAX - MCARE	2/26/15	PR4295	PRJ	MIKE L. TERRAZAS JR	17.07		
65200	PAYROLL TAX - MCARE	2/26/15	PR4296	PRJ	HILARIA R. GARCIA	48.07		
65200	PAYROLL TAX - MCARE				Current Period Change	458.42		458.42
65200	PAYROLL TAX - MCARE	3/1/15			Beginning Balance			934.91
65200	PAYROLL TAX - MCARE	3/5/15	PR4297	PRJ	PRISCILLA CASILLAS	5.77		
65200	PAYROLL TAX - MCARE	3/5/15	PR4298	PRJ	PATRICIA CRUZ	7.40		
65200	PAYROLL TAX - MCARE	3/5/15	PR4299	PRJ	LETICIA MARTINEZ	6.80		
65200	PAYROLL TAX - MCARE	3/5/15	PR4300	PRJ	FRANCISCA VARELA	5.03		
65200	PAYROLL TAX - MCARE	3/5/15	PR4301	PRJ	JOEL APODACA	6.80		
65200	PAYROLL TAX - MCARE	3/5/15	PR4302	PRJ	JESUS CHACON	5.27		
65200	PAYROLL TAX - MCARE	3/5/15	PR4303	PRJ	JOSE F. ESCOBAR	8.63		
65200	PAYROLL TAX - MCARE	3/5/15	PR4304	PRJ	RAUL R. GUTIERREZ	3.83		
65200	PAYROLL TAX - MCARE	3/5/15	PR4305	PRJ	ISMAEL ORTIZ	15.92		
65200	PAYROLL TAX - MCARE	3/5/15	PR4306	PRJ	SILVESTRE SUAREZ	6.80		
65200	PAYROLL TAX - MCARE	3/5/15	PR4307	PRJ	MARTIN MADRID	12.86		
65200	PAYROLL TAX - MCARE	3/5/15	PR4308	PRJ	MIKE L. TERRAZAS JR	17.07		
65200	PAYROLL TAX - MCARE	3/12/15	PR4309	PRJ	PRISCILLA CASILLAS	5.77		
65200	PAYROLL TAX - MCARE	3/12/15	PR4310	PRJ	PATRICIA CRUZ	7.40		
65200	PAYROLL TAX - MCARE	3/12/15	PR4311	PRJ	LETICIA MARTINEZ	6.80		
65200	PAYROLL TAX - MCARE	3/12/15	PR4312	PRJ	FRANCISCA VARELA	5.03		
65200	PAYROLL TAX - MCARE	3/12/15	PR4313	PRJ	JOEL APODACA	14.20		
65200	PAYROLL TAX - MCARE	3/12/15	PR4314	PRJ	JESUS CHACON	5.72		
65200	PAYROLL TAX - MCARE	3/12/15	PR4315	PRJ	JOSE F. ESCOBAR	8.75		
65200	PAYROLL TAX - MCARE	3/12/15	PR4316	PRJ	RAUL R. GUTIERREZ	2.39		
65200	PAYROLL TAX - MCARE	3/12/15	PR4317	PRJ	ISMAEL ORTIZ	7.71		
65200	PAYROLL TAX - MCARE	3/12/15	PR4318	PRJ	SILVESTRE SUAREZ	7.01		
65200	PAYROLL TAX - MCARE	3/12/15	PR4319	PRJ	MARTIN MADRID	12.86		
65200	PAYROLL TAX - MCARE	3/12/15	PR4320	PRJ	MIKE L. TERRAZAS JR	17.07		
65200	PAYROLL TAX - MCARE	3/12/15	PR4321	PRJ	SILVESTRE SUAREZ	6.80		
65200	PAYROLL TAX - MCARE	3/19/15	PR4322	PRJ	PRISCILLA CASILLAS	5.77		
65200	PAYROLL TAX - MCARE	3/19/15	PR4323	PRJ	PATRICIA CRUZ	7.40		
65200	PAYROLL TAX - MCARE	3/19/15	PR4324	PRJ	LETICIA MARTINEZ	6.80		
65200	PAYROLL TAX - MCARE	3/19/15	PR4325	PRJ	FRANCISCA VARELA	5.03		
65200	PAYROLL TAX - MCARE	3/19/15	PR4326	PRJ	JOEL APODACA	14.93		
65200	PAYROLL TAX - MCARE	3/19/15	PR4327	PRJ	JESUS CHACON	5.38		
65200	PAYROLL TAX - MCARE	3/19/15	PR4328	PRJ	JOSE F. ESCOBAR	8.28		
65200	PAYROLL TAX - MCARE	3/19/15	PR4329	PRJ	RAUL R. GUTIERREZ	2.39		
65200	PAYROLL TAX - MCARE	3/19/15	PR4330	PRJ	ISMAEL ORTIZ	7.40		
65200	PAYROLL TAX - MCARE	3/19/15	PR4331	PRJ	SILVESTRE SUAREZ	6.80		
65200	PAYROLL TAX - MCARE	3/19/15	PR4332	PRJ	MARTIN MADRID	12.86		

Account ID	Account Description	Date	Reference	Jrnl	Trans Description	Debit Amt	Credit Amt	Balance
65200	PAYROLL TAX - MCARE	3/19/15	PR4333	PRJ	MIKE L. TERRAZAS JR	17.07		
65200	PAYROLL TAX - MCARE	3/26/15	PR4334	PRJ	PRISCILLA CASILLAS	5.88		
65200	PAYROLL TAX - MCARE	3/26/15	PR4335	PRJ	PATRICIA CRUZ	7.40		
65200	PAYROLL TAX - MCARE	3/26/15	PR4336	PRJ	LETICIA MARTINEZ	6.85		
65200	PAYROLL TAX - MCARE	3/26/15	PR4337	PRJ	FRANCISCA VARELA	5.12		
65200	PAYROLL TAX - MCARE	3/26/15	PR4338	PRJ	JOEL APODACA	7.06		
65200	PAYROLL TAX - MCARE	3/26/15	PR4339	PRJ	JESUS CHACON	11.71		
65200	PAYROLL TAX - MCARE	3/26/15	PR4340	PRJ	JOSE F. ESCOBAR	8.28		
65200	PAYROLL TAX - MCARE	3/26/15	PR4341	PRJ	RAUL R. GUTIERREZ	2.39		
65200	PAYROLL TAX - MCARE	3/26/15	PR4342	PRJ	ISMAEL ORTIZ	8.25		
65200	PAYROLL TAX - MCARE	3/26/15	PR4343	PRJ	SILVESTRE SUAREZ	6.80		
65200	PAYROLL TAX - MCARE	3/26/15	PR4344	PRJ	MARTIN MADRID	12.86		
65200	PAYROLL TAX - MCARE	3/26/15	PR4345	PRJ	MIKE L. TERRAZAS JR	17.07		
65200	PAYROLL TAX - MCARE	3/26/15	PR4346	PRJ	HILARIA R. GARCIA	48.07		
65200	PAYROLL TAX - MCARE				Current Period Change	457.54		457.54
65200	PAYROLL TAX - MCARE	4/1/15			Beginning Balance			1,392.45
65200	PAYROLL TAX - MCARE	4/2/15	PR4347	PRJ	PRISCILLA CASILLAS	5.77		
65200	PAYROLL TAX - MCARE	4/2/15	PR4348	PRJ	PATRICIA CRUZ	7.40		
65200	PAYROLL TAX - MCARE	4/2/15	PR4349	PRJ	LETICIA MARTINEZ	7.31		
65200	PAYROLL TAX - MCARE	4/2/15	PR4350	PRJ	FRANCISCA VARELA	5.03		
65200	PAYROLL TAX - MCARE	4/2/15	PR4351	PRJ	JOEL APODACA	15.10		
65200	PAYROLL TAX - MCARE	4/2/15	PR4352	PRJ	JESUS CHACON	5.71		
65200	PAYROLL TAX - MCARE	4/2/15	PR4353	PRJ	JOSE F. ESCOBAR	8.28		
65200	PAYROLL TAX - MCARE	4/2/15	PR4354	PRJ	RAUL R. GUTIERREZ	5.26		
65200	PAYROLL TAX - MCARE	4/2/15	PR4355	PRJ	ISMAEL ORTIZ	7.40		
65200	PAYROLL TAX - MCARE	4/2/15	PR4356	PRJ	SILVESTRE SUAREZ	6.80		
65200	PAYROLL TAX - MCARE	4/2/15	PR4357	PRJ	MARTIN MADRID	12.86		
65200	PAYROLL TAX - MCARE	4/2/15	PR4358	PRJ	MIKE L. TERRAZAS JR	17.07		
65200	PAYROLL TAX - MCARE	4/9/15	PR4359	PRJ	PRISCILLA CASILLAS	5.77		
65200	PAYROLL TAX - MCARE	4/9/15	PR4360	PRJ	PATRICIA CRUZ	7.40		
65200	PAYROLL TAX - MCARE	4/9/15	PR4361	PRJ	LETICIA MARTINEZ	6.80		
65200	PAYROLL TAX - MCARE	4/9/15	PR4362	PRJ	FRANCISCA VARELA	5.03		
65200	PAYROLL TAX - MCARE	4/9/15	PR4363	PRJ	JOEL APODACA	6.80		
65200	PAYROLL TAX - MCARE	4/9/15	PR4364	PRJ	JESUS CHACON	5.22		
65200	PAYROLL TAX - MCARE	4/9/15	PR4365	PRJ	JOSE F. ESCOBAR	8.28		
65200	PAYROLL TAX - MCARE	4/9/15	PR4366	PRJ	RAUL R. GUTIERREZ	0.96		
65200	PAYROLL TAX - MCARE	4/9/15	PR4367	PRJ	ISMAEL ORTIZ	14.98		
65200	PAYROLL TAX - MCARE	4/9/15	PR4368	PRJ	SILVESTRE SUAREZ	6.80		
65200	PAYROLL TAX - MCARE	4/9/15	PR4369	PRJ	MARTIN MADRID	12.86		
65200	PAYROLL TAX - MCARE	4/9/15	PR4370	PRJ	MIKE L. TERRAZAS JR	17.07		
65200	PAYROLL TAX - MCARE	4/16/15	PR4371	PRJ	PRISCILLA CASILLAS	5.77		
65200	PAYROLL TAX - MCARE	4/16/15	PR4372	PRJ	PATRICIA CRUZ	7.40		
65200	PAYROLL TAX - MCARE	4/16/15	PR4373	PRJ	LETICIA MARTINEZ	6.80		
65200	PAYROLL TAX - MCARE	4/16/15	PR4374	PRJ	FRANCISCA VARELA	5.03		
65200	PAYROLL TAX - MCARE	4/16/15	PR4375	PRJ	JOEL APODACA	7.17		
65200	PAYROLL TAX - MCARE	4/16/15	PR4376	PRJ	JESUS CHACON	5.22		
65200	PAYROLL TAX - MCARE	4/16/15	PR4377	PRJ	JOSE F. ESCOBAR	8.28		
65200	PAYROLL TAX - MCARE	4/16/15	PR4378	PRJ	ISMAEL ORTIZ	8.20		
65200	PAYROLL TAX - MCARE	4/16/15	PR4379	PRJ	SILVESTRE SUAREZ	13.82		
65200	PAYROLL TAX - MCARE	4/16/15	PR4380	PRJ	MARTIN MADRID	12.86		



Account ID	Account Description	Date	Reference	Jrnl	Trans Description	Debit Amt	Credit Amt	Balance
65200	PAYROLL TAX - MCARE	4/16/15	PR4381	PRJ	MIKE L. TERRAZAS JR	17.07		
65200	PAYROLL TAX - MCARE	4/23/15	PR4382	PRJ	PRISCILLA CASILLAS	5.77		
65200	PAYROLL TAX - MCARE	4/23/15	PR4383	PRJ	PATRICIA CRUZ	7.40		
65200	PAYROLL TAX - MCARE	4/23/15	PR4384	PRJ	LETICIA MARTINEZ	6.80		
65200	PAYROLL TAX - MCARE	4/23/15	PR4385	PRJ	FRANCISCA VARELA	5.03		
65200	PAYROLL TAX - MCARE	4/23/15	PR4386	PRJ	JOEL APODACA	6.80		
65200	PAYROLL TAX - MCARE	4/23/15	PR4387	PRJ	JESUS CHACON	5.22		
65200	PAYROLL TAX - MCARE	4/23/15	PR4388	PRJ	JOSE F. ESCOBAR	17.04		
65200	PAYROLL TAX - MCARE	4/23/15	PR4389	PRJ	ISMAEL ORTIZ	7.40		
65200	PAYROLL TAX - MCARE	4/23/15	PR4390	PRJ	SILVESTRE SUAREZ	6.87		
65200	PAYROLL TAX - MCARE	4/23/15	PR4391	PRJ	MARTIN MADRID	12.86		
65200	PAYROLL TAX - MCARE	4/23/15	PR4392	PRJ	MIKE L. TERRAZAS JR	17.07		
65200	PAYROLL TAX - MCARE	4/30/15	PR4393	PRJ	PRISCILLA CASILLAS	5.86		
65200	PAYROLL TAX - MCARE	4/30/15	PR4394	PRJ	PATRICIA CRUZ	7.40		
65200	PAYROLL TAX - MCARE	4/30/15	PR4395	PRJ	LETICIA MARTINEZ	6.87		
65200	PAYROLL TAX - MCARE	4/30/15	PR4396	PRJ	FRANCISCA VARELA	5.09		
65200	PAYROLL TAX - MCARE	4/30/15	PR4397	PRJ	JOEL APODACA	6.80		
65200	PAYROLL TAX - MCARE	4/30/15	PR4398	PRJ	JESUS CHACON	10.31		
65200	PAYROLL TAX - MCARE	4/30/15	PR4399	PRJ	JOSE F. ESCOBAR	8.28		
65200	PAYROLL TAX - MCARE	4/30/15	PR4400	PRJ	RAUL R. GUTIERREZ	5.74		
65200	PAYROLL TAX - MCARE	4/30/15	PR4401	PRJ	ISMAEL ORTIZ	7.40		
65200	PAYROLL TAX - MCARE	4/30/15	PR4402	PRJ	SILVESTRE SUAREZ	6.80		
65200	PAYROLL TAX - MCARE	4/30/15	PR4403	PRJ	MARTIN MADRID	12.86		
65200	PAYROLL TAX - MCARE	4/30/15	PR4404	PRJ	MIKE L. TERRAZAS JR	17.07		
65200	PAYROLL TAX - MCARE	4/30/15	PR4405	PRJ	JOEL APODACA	1.70		
65200	PAYROLL TAX - MCARE	4/30/15	PR4406	PRJ	HILARIA R. GARCIA	48.07		
65200	PAYROLL TAX - MCARE				Current Period Change	548.09		548.09
65200	PAYROLL TAX - MCARE	5/1/15			Beginning Balance			1,940.54
65200	PAYROLL TAX - MCARE	5/7/15	PR4407	PRJ	PRISCILLA CASILLAS	5.88		
65200	PAYROLL TAX - MCARE	5/7/15	PR4408	PRJ	PATRICIA CRUZ	7.40		
65200	PAYROLL TAX - MCARE	5/7/15	PR4409	PRJ	LETICIA MARTINEZ	6.80		
65200	PAYROLL TAX - MCARE	5/7/15	PR4410	PRJ	FRANCISCA VARELA	5.03		
65200	PAYROLL TAX - MCARE	5/7/15	PR4411	PRJ	JOEL APODACA	13.57		
65200	PAYROLL TAX - MCARE	5/7/15	PR4412	PRJ	JESUS CHACON	5.29		
65200	PAYROLL TAX - MCARE	5/7/15	PR4413	PRJ	JOSE F. ESCOBAR	8.54		
65200	PAYROLL TAX - MCARE	5/7/15	PR4414	PRJ	RAUL R. GUTIERREZ	4.31		
65200	PAYROLL TAX - MCARE	5/7/15	PR4415	PRJ	ISMAEL ORTIZ	7.40		
65200	PAYROLL TAX - MCARE	5/7/15	PR4416	PRJ	SILVESTRE SUAREZ	6.93		
65200	PAYROLL TAX - MCARE	5/7/15	PR4417	PRJ	MARTIN MADRID	12.86		
65200	PAYROLL TAX - MCARE	5/7/15	PR4418	PRJ	MIKE L. TERRAZAS JR	17.07		
65200	PAYROLL TAX - MCARE	5/7/15	PR4419	PRJ	PATRICIA CRUZ	7.77		
65200	PAYROLL TAX - MCARE	5/14/15	PR4420	PRJ	PRISCILLA CASILLAS	6.06		
65200	PAYROLL TAX - MCARE	5/14/15	PR4421	PRJ	LETICIA MARTINEZ	7.15		
65200	PAYROLL TAX - MCARE	5/14/15	PR4422	PRJ	FRANCISCA VARELA	5.28		
65200	PAYROLL TAX - MCARE	5/14/15	PR4423	PRJ	JOEL APODACA	7.15		
65200	PAYROLL TAX - MCARE	5/14/15	PR4424	PRJ	JESUS CHACON	11.45		
65200	PAYROLL TAX - MCARE	5/14/15	PR4425	PRJ	JOSE F. ESCOBAR	9.81		
65200	PAYROLL TAX - MCARE	5/14/15	PR4426	PRJ	RAUL R. GUTIERREZ	2.63		
65200	PAYROLL TAX - MCARE	5/14/15	PR4427	PRJ	ISMAEL ORTIZ	8.18		
65200	PAYROLL TAX - MCARE	5/14/15	PR4428	PRJ	SILVESTRE SUAREZ	7.40		

Account ID	Account Description	Date	Reference	Jrnl	Trans Description	Debit Amt	Credit Amt	Balance
65200	PAYROLL TAX - MCARE	5/14/15	PR4429	PRJ	MARTIN MADRID	13.50		
65200	PAYROLL TAX - MCARE	5/14/15	PR4430	PRJ	MIKE L. TERRAZAS JR	17.92		
65200	PAYROLL TAX - MCARE	5/21/15	PR4431	PRJ	PRISCILLA CASILLAS	6.06		
65200	PAYROLL TAX - MCARE	5/21/15	PR4432	PRJ	PATRICIA CRUZ	7.77		
65200	PAYROLL TAX - MCARE	5/21/15	PR4433	PRJ	LETICIA MARTINEZ	7.15		
65200	PAYROLL TAX - MCARE	5/21/15	PR4434	PRJ	FRANCISCA VARELA	5.28		
65200	PAYROLL TAX - MCARE	5/21/15	PR4435	PRJ	JOEL APODACA	7.15		
65200	PAYROLL TAX - MCARE	5/21/15	PR4436	PRJ	JESUS CHACON	5.48		
65200	PAYROLL TAX - MCARE	5/21/15	PR4437	PRJ	JOSE F. ESCOBAR	8.69		
65200	PAYROLL TAX - MCARE	5/21/15	PR4438	PRJ	RAUL R. GUTIERREZ	2.39		
65200	PAYROLL TAX - MCARE	5/21/15	PR4439	PRJ	ISMAEL ORTIZ	7.77		
65200	PAYROLL TAX - MCARE	5/21/15	PR4440	PRJ	SILVESTRE SUAREZ	14.38		
65200	PAYROLL TAX - MCARE	5/21/15	PR4441	PRJ	MARTIN MADRID	13.50		
65200	PAYROLL TAX - MCARE	5/21/15	PR4442	PRJ	MIKE L. TERRAZAS JR	17.92		
65200	PAYROLL TAX - MCARE	5/21/15	PR4443	PRJ	LETICIA MARTINEZ	3.57		
65200	PAYROLL TAX - MCARE	5/21/15	PR4444	PRJ	JOEL APODACA	7.15		
65200	PAYROLL TAX - MCARE	5/28/15	PR4445	PRJ	PRISCILLA CASILLAS	6.06		
65200	PAYROLL TAX - MCARE	5/28/15	PR4446	PRJ	PATRICIA CRUZ	7.77		
65200	PAYROLL TAX - MCARE	5/28/15	PR4447	PRJ	LETICIA MARTINEZ	7.15		
65200	PAYROLL TAX - MCARE	5/28/15	PR4448	PRJ	FRANCISCA VARELA	5.28		
65200	PAYROLL TAX - MCARE	5/28/15	PR4449	PRJ	JOEL APODACA	7.15		
65200	PAYROLL TAX - MCARE	5/28/15	PR4450	PRJ	JESUS CHACON	5.48		
65200	PAYROLL TAX - MCARE	5/28/15	PR4451	PRJ	JOSE F. ESCOBAR	20.19		
65200	PAYROLL TAX - MCARE	5/28/15	PR4452	PRJ	RAUL R. GUTIERREZ	3.99		
65200	PAYROLL TAX - MCARE	5/28/15	PR4453	PRJ	ISMAEL ORTIZ	8.06		
65200	PAYROLL TAX - MCARE	5/28/15	PR4454	PRJ	SILVESTRE SUAREZ	7.15		
65200	PAYROLL TAX - MCARE	5/28/15	PR4455	PRJ	MARTIN MADRID	13.50		
65200	PAYROLL TAX - MCARE	5/28/15	PR4456	PRJ	MIKE L. TERRAZAS JR	17.92		
65200	PAYROLL TAX - MCARE	5/28/15	PR4457	PRJ	HILARIA R. GARCIA	50.47		
65200	PAYROLL TAX - MCARE				Current Period Change	479.81		479.81
65200	PAYROLL TAX - MCARE	6/1/15			Beginning Balance			2,420.35
65200	PAYROLL TAX - MCARE	6/4/15	PR4458	PRJ	PRISCILLA CASILLAS	6.06		
65200	PAYROLL TAX - MCARE	6/4/15	PR4459	PRJ	PATRICIA CRUZ	7.77		
65200	PAYROLL TAX - MCARE	6/4/15	PR4460	PRJ	LETICIA MARTINEZ	7.15		
65200	PAYROLL TAX - MCARE	6/4/15	PR4461	PRJ	FRANCISCA VARELA	5.28		
65200	PAYROLL TAX - MCARE	6/4/15	PR4462	PRJ	JOEL APODACA	7.87		
65200	PAYROLL TAX - MCARE	6/4/15	PR4463	PRJ	JESUS CHACON	12.38		
65200	PAYROLL TAX - MCARE	6/4/15	PR4464	PRJ	JOSE F. ESCOBAR	8.69		
65200	PAYROLL TAX - MCARE	6/4/15	PR4465	PRJ	RAUL R. GUTIERREZ	4.91		
65200	PAYROLL TAX - MCARE	6/4/15	PR4466	PRJ	ISMAEL ORTIZ	8.74		
65200	PAYROLL TAX - MCARE	6/4/15	PR4467	PRJ	SILVESTRE SUAREZ	7.50		
65200	PAYROLL TAX - MCARE	6/4/15	PR4468	PRJ	MARTIN MADRID	13.50		
65200	PAYROLL TAX - MCARE	6/4/15	PR4469	PRJ	MIKE L. TERRAZAS JR	17.92		
65200	PAYROLL TAX - MCARE	6/11/15	PR4470	PRJ	PRISCILLA CASILLAS	6.06		
65200	PAYROLL TAX - MCARE	6/11/15	PR4471	PRJ	PATRICIA CRUZ	7.77		
65200	PAYROLL TAX - MCARE	6/11/15	PR4472	PRJ	LETICIA MARTINEZ	7.68		
65200	PAYROLL TAX - MCARE	6/11/15	PR4473	PRJ	FRANCISCA VARELA	5.28		
65200	PAYROLL TAX - MCARE	6/11/15	PR4474	PRJ	JOEL APODACA	13.40		
65200	PAYROLL TAX - MCARE	6/11/15	PR4475	PRJ	JESUS CHACON	5.48		
65200	PAYROLL TAX - MCARE	6/11/15	PR4476	PRJ	JOSE F. ESCOBAR	8.69		

Account ID	Account Description	Date	Reference	Jrnl	Trans Description	Debit Amt	Credit Amt	Balance
65200	PAYROLL TAX - MCARE	6/11/15	PR4477	PRJ	ISMAEL ORTIZ	7.90		
65200	PAYROLL TAX - MCARE	6/11/15	PR4478	PRJ	SILVESTRE SUAREZ	7.26		
65200	PAYROLL TAX - MCARE	6/11/15	PR4479	PRJ	MARTIN MADRID	13.50		
65200	PAYROLL TAX - MCARE	6/11/15	PR4480	PRJ	MIKE L. TERRAZAS JR	17.92		
65200	PAYROLL TAX - MCARE	6/11/15	PR4481	PRJ	LETICIA MARTINEZ	7.15		
65200	PAYROLL TAX - MCARE	6/18/15	PR4482	PRJ	PRISCILLA CASILLAS	6.06		
65200	PAYROLL TAX - MCARE	6/18/15	PR4483	PRJ	PATRICIA CRUZ	7.77		
65200	PAYROLL TAX - MCARE	6/18/15	PR4484	PRJ	LETICIA MARTINEZ	7.59		
65200	PAYROLL TAX - MCARE	6/18/15	PR4485	PRJ	FRANCISCA VARELA	5.28		
65200	PAYROLL TAX - MCARE	6/18/15	PR4486	PRJ	JOEL APODACA	7.15		
65200	PAYROLL TAX - MCARE	6/18/15	PR4487	PRJ	JESUS CHACON	5.48		
65200	PAYROLL TAX - MCARE	6/18/15	PR4488	PRJ	JOSE F. ESCOBAR	8.69		
65200	PAYROLL TAX - MCARE	6/18/15	PR4489	PRJ	ISMAEL ORTIZ	15.34		
65200	PAYROLL TAX - MCARE	6/18/15	PR4490	PRJ	SILVESTRE SUAREZ	7.15		
65200	PAYROLL TAX - MCARE	6/18/15	PR4491	PRJ	MARTIN MADRID	13.50		
65200	PAYROLL TAX - MCARE	6/18/15	PR4492	PRJ	MIKE L. TERRAZAS JR	17.92		
65200	PAYROLL TAX - MCARE	6/25/15	PR4493	PRJ	PRISCILLA CASILLAS	6.06		
65200	PAYROLL TAX - MCARE	6/25/15	PR4494	PRJ	PATRICIA CRUZ	7.77		
65200	PAYROLL TAX - MCARE	6/25/15	PR4495	PRJ	FRANCISCA VARELA	5.28		
65200	PAYROLL TAX - MCARE	6/25/15	PR4496	PRJ	JOEL APODACA	7.15		
65200	PAYROLL TAX - MCARE	6/25/15	PR4497	PRJ	JESUS CHACON	5.48		
65200	PAYROLL TAX - MCARE	6/25/15	PR4498	PRJ	JOSE F. ESCOBAR	8.69		
65200	PAYROLL TAX - MCARE	6/25/15	PR4499	PRJ	ISMAEL ORTIZ	8.06		
65200	PAYROLL TAX - MCARE	6/25/15	PR4500	PRJ	SILVESTRE SUAREZ	14.93		
65200	PAYROLL TAX - MCARE	6/25/15	PR4501	PRJ	MARTIN MADRID	13.50		
65200	PAYROLL TAX - MCARE	6/25/15	PR4502	PRJ	MIKE L. TERRAZAS JR	17.92		
65200	PAYROLL TAX - MCARE	6/25/15	PR4503	PRJ	HILARIA R. GARCIA	50.47		
65200	PAYROLL TAX - MCARE				Current Period Change	463.10		463.10
65200	PAYROLL TAX - MCARE	7/1/15			Beginning Balance			2,883.45
65200	PAYROLL TAX - MCARE	7/2/15	PR4504	PRJ	ISMAEL ORTIZ	7.77		
65200	PAYROLL TAX - MCARE	7/2/15	PR4505	PRJ	PRISCILLA CASILLAS	6.10		
65200	PAYROLL TAX - MCARE	7/2/15	PR4506	PRJ	PATRICIA CRUZ	7.77		
65200	PAYROLL TAX - MCARE	7/2/15	PR4507	PRJ	LETICIA MARTINEZ	7.32		
65200	PAYROLL TAX - MCARE	7/2/15	PR4508	PRJ	FRANCISCA VARELA	5.32		
65200	PAYROLL TAX - MCARE	7/2/15	PR4509	PRJ	JOEL APODACA	7.15		
65200	PAYROLL TAX - MCARE	7/2/15	PR4510	PRJ	JESUS CHACON	5.48		
65200	PAYROLL TAX - MCARE	7/2/15	PR4511	PRJ	JOSE F. ESCOBAR	17.83		
65200	PAYROLL TAX - MCARE	7/2/15	PR4512	PRJ	SILVESTRE SUAREZ	7.15		
65200	PAYROLL TAX - MCARE	7/2/15	PR4513	PRJ	MARTIN MADRID	13.50		
65200	PAYROLL TAX - MCARE	7/2/15	PR4514	PRJ	MIKE L. TERRAZAS JR	17.92		
65200	PAYROLL TAX - MCARE	7/2/15	PR4515	PRJ	PRISCILLA CASILLAS	6.06		
65200	PAYROLL TAX - MCARE	7/2/15	PR4516	PRJ	MARTIN MADRID	13.50		
65200	PAYROLL TAX - MCARE	7/9/15	PR4517	PRJ	PATRICIA CRUZ	7.77		
65200	PAYROLL TAX - MCARE	7/9/15	PR4518	PRJ	LETICIA MARTINEZ	7.23		
65200	PAYROLL TAX - MCARE	7/9/15	PR4519	PRJ	FRANCISCA VARELA	5.28		
65200	PAYROLL TAX - MCARE	7/9/15	PR4520	PRJ	JOEL APODACA	7.47		
65200	PAYROLL TAX - MCARE	7/9/15	PR4521	PRJ	JESUS CHACON	5.48		
65200	PAYROLL TAX - MCARE	7/9/15	PR4522	PRJ	JOSE F. ESCOBAR	9.56		
65200	PAYROLL TAX - MCARE	7/9/15	PR4523	PRJ	ISMAEL ORTIZ	7.77		
65200	PAYROLL TAX - MCARE	7/9/15	PR4524	PRJ	SILVESTRE SUAREZ	16.26		

Account ID	Account Description	Date	Reference	Jrnl	Trans Description	Debit Amt	Credit Amt	Balance
65200	PAYROLL TAX - MCARE	7/9/15	PR4525	PRJ	MIKE L. TERRAZAS JR	17.92		
65200	PAYROLL TAX - MCARE	7/16/15	PR4526	PRJ	PRISCILLA CASILLAS	6.06		
65200	PAYROLL TAX - MCARE	7/16/15	PR4527	PRJ	PATRICIA CRUZ	7.77		
65200	PAYROLL TAX - MCARE	7/16/15	PR4528	PRJ	LETICIA MARTINEZ	7.15		
65200	PAYROLL TAX - MCARE	7/16/15	PR4529	PRJ	FRANCISCA VARELA	5.28		
65200	PAYROLL TAX - MCARE	7/16/15	PR4530	PRJ	JOEL APODACA	14.11		
65200	PAYROLL TAX - MCARE	7/16/15	PR4531	PRJ	JESUS CHACON	5.48		
65200	PAYROLL TAX - MCARE	7/16/15	PR4532	PRJ	JOSE F. ESCOBAR	8.69		
65200	PAYROLL TAX - MCARE	7/16/15	PR4533	PRJ	ISMAEL ORTIZ	7.77		
65200	PAYROLL TAX - MCARE	7/16/15	PR4534	PRJ	SILVESTRE SUAREZ	7.15		
65200	PAYROLL TAX - MCARE	7/16/15	PR4535	PRJ	MARTIN MADRID	13.50		
65200	PAYROLL TAX - MCARE	7/16/15	PR4536	PRJ	MIKE L. TERRAZAS JR	17.92		
65200	PAYROLL TAX - MCARE	7/16/15	PR4537	PRJ	JESUS CHACON	5.48		
65200	PAYROLL TAX - MCARE	7/23/15	PR4538	PRJ	PRISCILLA CASILLAS	6.06		
65200	PAYROLL TAX - MCARE	7/23/15	PR4539	PRJ	PATRICIA CRUZ	7.77		
65200	PAYROLL TAX - MCARE	7/23/15	PR4540	PRJ	LETICIA MARTINEZ	7.15		
65200	PAYROLL TAX - MCARE	7/23/15	PR4541	PRJ	FRANCISCA VARELA	5.28		
65200	PAYROLL TAX - MCARE	7/23/15	PR4542	PRJ	JOEL APODACA	7.15		
65200	PAYROLL TAX - MCARE	7/23/15	PR4543	PRJ	JOSE F. ESCOBAR	8.76		
65200	PAYROLL TAX - MCARE	7/23/15	PR4544	PRJ	ISMAEL ORTIZ	15.63		
65200	PAYROLL TAX - MCARE	7/23/15	PR4545	PRJ	SILVESTRE SUAREZ	7.15		
65200	PAYROLL TAX - MCARE	7/23/15	PR4546	PRJ	MARTIN MADRID	13.50		
65200	PAYROLL TAX - MCARE	7/23/15	PR4547	PRJ	MIKE L. TERRAZAS JR	17.92		
65200	PAYROLL TAX - MCARE	7/30/15	PR4548	PRJ	PRISCILLA CASILLAS	6.14		
65200	PAYROLL TAX - MCARE	7/30/15	PR4549	PRJ	PATRICIA CRUZ	7.77		
65200	PAYROLL TAX - MCARE	7/30/15	PR4550	PRJ	LETICIA MARTINEZ	7.41		
65200	PAYROLL TAX - MCARE	7/30/15	PR4551	PRJ	FRANCISCA VARELA	5.35		
65200	PAYROLL TAX - MCARE	7/30/15	PR4552	PRJ	JOEL APODACA	7.24		
65200	PAYROLL TAX - MCARE	7/30/15	PR4553	PRJ	JESUS CHACON	5.48		
65200	PAYROLL TAX - MCARE	7/30/15	PR4554	PRJ	JOSE F. ESCOBAR	8.69		
65200	PAYROLL TAX - MCARE	7/30/15	PR4555	PRJ	ISMAEL ORTIZ	7.87		
65200	PAYROLL TAX - MCARE	7/30/15	PR4556	PRJ	SILVESTRE SUAREZ	14.11		
65200	PAYROLL TAX - MCARE	7/30/15	PR4557	PRJ	MARTIN MADRID	13.50		
65200	PAYROLL TAX - MCARE	7/30/15	PR4558	PRJ	MIKE L. TERRAZAS JR	17.92		
65200	PAYROLL TAX - MCARE	7/30/15	PR4559	PRJ	HILARIA R. GARCIA	50.47		
65200	PAYROLL TAX - MCARE				Current Period Change	562.29		562.29
65200	PAYROLL TAX - MCARE	8/1/15			Beginning Balance			3,445.74
65200	PAYROLL TAX - MCARE	8/6/15	PR4560	PRJ	JOEL APODACA	7.15		
65200	PAYROLL TAX - MCARE	8/6/15	PR4561	PRJ	PRISCILLA CASILLAS	6.40		
65200	PAYROLL TAX - MCARE	8/6/15	PR4562	PRJ	PATRICIA CRUZ	7.77		
65200	PAYROLL TAX - MCARE	8/6/15	PR4563	PRJ	LETICIA MARTINEZ	7.15		
65200	PAYROLL TAX - MCARE	8/6/15	PR4564	PRJ	FRANCISCA VARELA	5.28		
65200	PAYROLL TAX - MCARE	8/6/15	PR4565	PRJ	JOEL APODACA	7.15		
65200	PAYROLL TAX - MCARE	8/6/15	PR4566	PRJ	JESUS CHACON	5.65		
65200	PAYROLL TAX - MCARE	8/6/15	PR4567	PRJ	JOSE F. ESCOBAR	17.17		
65200	PAYROLL TAX - MCARE	8/6/15	PR4568	PRJ	ISMAEL ORTIZ	7.77		
65200	PAYROLL TAX - MCARE	8/6/15	PR4569	PRJ	SILVESTRE SUAREZ	7.15		
65200	PAYROLL TAX - MCARE	8/6/15	PR4570	PRJ	MARTIN MADRID	13.50		
65200	PAYROLL TAX - MCARE	8/6/15	PR4571	PRJ	MIKE L. TERRAZAS JR	17.92		
65200	PAYROLL TAX - MCARE	8/6/15	PR4572	PRJ	ISMAEL ORTIZ	7.77		

Account ID	Account Description	Date	Reference	Jrnl	Trans Description	Debit Amt	Credit Amt	Balance
65200	PAYROLL TAX - MCARE	8/13/15	PR4573	PRJ	PRISCILLA CASILLAS	6.06		
65200	PAYROLL TAX - MCARE	8/13/15	PR4574	PRJ	PATRICIA CRUZ	7.77		
65200	PAYROLL TAX - MCARE	8/13/15	PR4575	PRJ	LETICIA MARTINEZ	7.15		
65200	PAYROLL TAX - MCARE	8/13/15	PR4576	PRJ	FRANCISCA VARELA	5.28		
65200	PAYROLL TAX - MCARE	8/13/15	PR4577	PRJ	JOEL APODACA	7.21		
65200	PAYROLL TAX - MCARE	8/13/15	PR4578	PRJ	JESUS CHACON	11.10		
65200	PAYROLL TAX - MCARE	8/13/15	PR4579	PRJ	JOSE F. ESCOBAR	8.69		
65200	PAYROLL TAX - MCARE	8/13/15	PR4580	PRJ	ISMAEL ORTIZ	7.81		
65200	PAYROLL TAX - MCARE	8/13/15	PR4581	PRJ	SILVESTRE SUAREZ	7.15		
65200	PAYROLL TAX - MCARE	8/13/15	PR4582	PRJ	MARTIN MADRID	13.50		
65200	PAYROLL TAX - MCARE	8/13/15	PR4583	PRJ	MIKE L. TERRAZAS JR	17.92		
65200	PAYROLL TAX - MCARE	8/20/15	PR4584	PRJ	PRISCILLA CASILLAS	6.06		
65200	PAYROLL TAX - MCARE	8/20/15	PR4585	PRJ	PATRICIA CRUZ	7.77		
65200	PAYROLL TAX - MCARE	8/20/15	PR4586	PRJ	LETICIA MARTINEZ	7.15		
65200	PAYROLL TAX - MCARE	8/20/15	PR4587	PRJ	FRANCISCA VARELA	5.28		
65200	PAYROLL TAX - MCARE	8/20/15	PR4588	PRJ	JOEL APODACA	15.72		
65200	PAYROLL TAX - MCARE	8/20/15	PR4589	PRJ	JESUS CHACON	5.96		
65200	PAYROLL TAX - MCARE	8/20/15	PR4590	PRJ	JOSE F. ESCOBAR	8.69		
65200	PAYROLL TAX - MCARE	8/20/15	PR4591	PRJ	ISMAEL ORTIZ	9.03		
65200	PAYROLL TAX - MCARE	8/20/15	PR4592	PRJ	SILVESTRE SUAREZ	8.17		
65200	PAYROLL TAX - MCARE	8/20/15	PR4593	PRJ	MARTIN MADRID	13.50		
65200	PAYROLL TAX - MCARE	8/20/15	PR4594	PRJ	MIKE L. TERRAZAS JR	17.92		
65200	PAYROLL TAX - MCARE	8/27/15	PR4595	PRJ	PRISCILLA CASILLAS	6.06		
65200	PAYROLL TAX - MCARE	8/27/15	PR4596	PRJ	PATRICIA CRUZ	7.77		
65200	PAYROLL TAX - MCARE	8/27/15	PR4597	PRJ	LETICIA MARTINEZ	7.15		
65200	PAYROLL TAX - MCARE	8/27/15	PR4598	PRJ	FRANCISCA VARELA	5.28		
65200	PAYROLL TAX - MCARE	8/27/15	PR4599	PRJ	JOEL APODACA	7.15		
65200	PAYROLL TAX - MCARE	8/27/15	PR4600	PRJ	JESUS CHACON	5.48		
65200	PAYROLL TAX - MCARE	8/27/15	PR4601	PRJ	JOSE F. ESCOBAR	9.02		
65200	PAYROLL TAX - MCARE	8/27/15	PR4602	PRJ	ISMAEL ORTIZ	15.34		
65200	PAYROLL TAX - MCARE	8/27/15	PR4603	PRJ	SILVESTRE SUAREZ	7.15		
65200	PAYROLL TAX - MCARE	8/27/15	PR4604	PRJ	MARTIN MADRID	13.50		
65200	PAYROLL TAX - MCARE	8/27/15	PR4605	PRJ	MIKE L. TERRAZAS JR	17.92		
65200	PAYROLL TAX - MCARE	8/27/15	PR4606	PRJ	HILARIA R. GARCIA	50.47		
65200	PAYROLL TAX - MCARE				Current Period Change	475.01		475.01
65200	PAYROLL TAX - MCARE	9/1/15			Beginning Balance			3,920.75
65200	PAYROLL TAX - MCARE	9/3/15	PR4607	PRJ	PRISCILLA CASILLAS	5.76		
65200	PAYROLL TAX - MCARE	9/3/15	PR4608	PRJ	PATRICIA CRUZ	7.77		
65200	PAYROLL TAX - MCARE	9/3/15	PR4609	PRJ	LETICIA MARTINEZ	7.68		
65200	PAYROLL TAX - MCARE	9/3/15	PR4610	PRJ	FRANCISCA VARELA	5.28		
65200	PAYROLL TAX - MCARE	9/3/15	PR4611	PRJ	JOEL APODACA	7.15		
65200	PAYROLL TAX - MCARE	9/3/15	PR4612	PRJ	JESUS CHACON	5.65		
65200	PAYROLL TAX - MCARE	9/3/15	PR4613	PRJ	JOSE F. ESCOBAR	8.69		
65200	PAYROLL TAX - MCARE	9/3/15	PR4614	PRJ	ISMAEL ORTIZ	7.77		
65200	PAYROLL TAX - MCARE	9/3/15	PR4615	PRJ	SILVESTRE SUAREZ	14.38		
65200	PAYROLL TAX - MCARE	9/3/15	PR4616	PRJ	MARTIN MADRID	13.50		
65200	PAYROLL TAX - MCARE	9/3/15	PR4617	PRJ	MIKE L. TERRAZAS JR	17.92		
65200	PAYROLL TAX - MCARE	9/3/15	PR4618	PRJ	MARTIN MADRID	13.50		
65200	PAYROLL TAX - MCARE	9/10/15	PR4619	PRJ	PRISCILLA CASILLAS	6.14		
65200	PAYROLL TAX - MCARE	9/10/15	PR4620	PRJ	PATRICIA CRUZ	7.77		

Account ID	Account Description	Date	Reference	Jrnl	Trans Description	Debit Amt	Credit Amt	Balance
65200	PAYROLL TAX - MCARE	9/10/15	PR4621	PRJ	LETICIA MARTINEZ	7.23		
65200	PAYROLL TAX - MCARE	9/10/15	PR4622	PRJ	FRANCISCA VARELA	5.28		
65200	PAYROLL TAX - MCARE	9/10/15	PR4623	PRJ	JOEL APODACA	7.15		
65200	PAYROLL TAX - MCARE	9/10/15	PR4624	PRJ	JESUS CHACON	5.48		
65200	PAYROLL TAX - MCARE	9/10/15	PR4625	PRJ	JOSE F. ESCOBAR	17.17		
65200	PAYROLL TAX - MCARE	9/10/15	PR4626	PRJ	ISMAEL ORTIZ	7.77		
65200	PAYROLL TAX - MCARE	9/10/15	PR4627	PRJ	SILVESTRE SUAREZ	7.15		
65200	PAYROLL TAX - MCARE	9/10/15	PR4628	PRJ	MARTIN MADRID	13.50		
65200	PAYROLL TAX - MCARE	9/10/15	PR4629	PRJ	MIKE L. TERRAZAS JR	17.92		
65200	PAYROLL TAX - MCARE	9/17/15	PR4630	PRJ	PRISCILLA CASILLAS	6.06		
65200	PAYROLL TAX - MCARE	9/17/15	PR4631	PRJ	PATRICIA CRUZ	7.77		
65200	PAYROLL TAX - MCARE	9/17/15	PR4632	PRJ	LETICIA MARTINEZ	7.15		
65200	PAYROLL TAX - MCARE	9/17/15	PR4633	PRJ	FRANCISCA VARELA	5.28		
65200	PAYROLL TAX - MCARE	9/17/15	PR4634	PRJ	JOEL APODACA	7.15		
65200	PAYROLL TAX - MCARE	9/17/15	PR4635	PRJ	JESUS CHACON	12.06		
65200	PAYROLL TAX - MCARE	9/17/15	PR4636	PRJ	JOSE F. ESCOBAR	8.69		
65200	PAYROLL TAX - MCARE	9/17/15	PR4637	PRJ	ISMAEL ORTIZ	7.77		
65200	PAYROLL TAX - MCARE	9/17/15	PR4638	PRJ	SILVESTRE SUAREZ	7.15		
65200	PAYROLL TAX - MCARE	9/17/15	PR4639	PRJ	MARTIN MADRID	13.50		
65200	PAYROLL TAX - MCARE	9/17/15	PR4640	PRJ	MIKE L. TERRAZAS JR	17.92		
65200	PAYROLL TAX - MCARE	9/24/15	PR4641	PRJ	PRISCILLA CASILLAS	6.06		
65200	PAYROLL TAX - MCARE	9/24/15	PR4642	PRJ	PATRICIA CRUZ	7.77		
65200	PAYROLL TAX - MCARE	9/24/15	PR4643	PRJ	LETICIA MARTINEZ	7.15		
65200	PAYROLL TAX - MCARE	9/24/15	PR4644	PRJ	FRANCISCA VARELA	5.28		
65200	PAYROLL TAX - MCARE	9/24/15	PR4645	PRJ	JOEL APODACA	15.72		
65200	PAYROLL TAX - MCARE	9/24/15	PR4646	PRJ	JESUS CHACON	5.64		
65200	PAYROLL TAX - MCARE	9/24/15	PR4647	PRJ	JOSE F. ESCOBAR	8.94		
65200	PAYROLL TAX - MCARE	9/24/15	PR4648	PRJ	ISMAEL ORTIZ	8.09		
65200	PAYROLL TAX - MCARE	9/24/15	PR4649	PRJ	SILVESTRE SUAREZ	7.44		
65200	PAYROLL TAX - MCARE	9/24/15	PR4650	PRJ	MARTIN MADRID	13.50		
65200	PAYROLL TAX - MCARE	9/24/15	PR4651	PRJ	MIKE L. TERRAZAS JR	17.92		
65200	PAYROLL TAX - MCARE	9/24/15	PR4652	PRJ	HILARIA R. GARCIA	50.47		
65200	PAYROLL TAX - MCARE				Current Period Change	472.09		472.09
65200	PAYROLL TAX - MCARE	10/1/15			Beginning Balance			4,392.84
65200	PAYROLL TAX - MCARE	10/1/15	PR4653	PRJ	PRISCILLA CASILLAS	5.91		
65200	PAYROLL TAX - MCARE	10/1/15	PR4654	PRJ	PATRICIA CRUZ	7.77		
65200	PAYROLL TAX - MCARE	10/1/15	PR4655	PRJ	LETICIA MARTINEZ	7.28		
65200	PAYROLL TAX - MCARE	10/1/15	PR4656	PRJ	FRANCISCA VARELA	5.28		
65200	PAYROLL TAX - MCARE	10/1/15	PR4657	PRJ	JOEL APODACA	7.15		
65200	PAYROLL TAX - MCARE	10/1/15	PR4658	PRJ	JESUS CHACON	5.48		
65200	PAYROLL TAX - MCARE	10/1/15	PR4659	PRJ	JOSE F. ESCOBAR	9.21		
65200	PAYROLL TAX - MCARE	10/1/15	PR4660	PRJ	ISMAEL ORTIZ	16.35		
65200	PAYROLL TAX - MCARE	10/1/15	PR4661	PRJ	SILVESTRE SUAREZ	7.15		
65200	PAYROLL TAX - MCARE	10/1/15	PR4662	PRJ	MARTIN MADRID	13.50		
65200	PAYROLL TAX - MCARE	10/1/15	PR4663	PRJ	MIKE L. TERRAZAS JR	17.92		
65200	PAYROLL TAX - MCARE	10/1/15	PR4664	PRJ	FRANCISCA VARELA	5.28		
65200	PAYROLL TAX - MCARE	10/8/15	PR4665	PRJ	PRISCILLA CASILLAS	6.06		
65200	PAYROLL TAX - MCARE	10/8/15	PR4666	PRJ	PATRICIA CRUZ	7.77		
65200	PAYROLL TAX - MCARE	10/8/15	PR4667	PRJ	LETICIA MARTINEZ	7.15		
65200	PAYROLL TAX - MCARE	10/8/15	PR4668	PRJ	JOEL APODACA	7.41		

Account ID	Account Description	Date	Reference	Jrnl	Trans Description	Debit Amt	Credit Amt	Balance
65200	PAYROLL TAX - MCARE	10/8/15	PR4669	PRJ	JESUS CHACON	5.69		
65200	PAYROLL TAX - MCARE	10/8/15	PR4670	PRJ	JOSE F. ESCOBAR	9.02		
65200	PAYROLL TAX - MCARE	10/8/15	PR4671	PRJ	ISMAEL ORTIZ	8.06		
65200	PAYROLL TAX - MCARE	10/8/15	PR4672	PRJ	SILVESTRE SUAREZ	14.72		
65200	PAYROLL TAX - MCARE	10/8/15	PR4673	PRJ	MARTIN MADRID	13.50		
65200	PAYROLL TAX - MCARE	10/8/15	PR4674	PRJ	MIKE L. TERRAZAS JR	17.92		
65200	PAYROLL TAX - MCARE	10/15/15	PR4675	PRJ	PRISCILLA CASILLAS	6.06		
65200	PAYROLL TAX - MCARE	10/15/15	PR4676	PRJ	PATRICIA CRUZ	7.77		
65200	PAYROLL TAX - MCARE	10/15/15	PR4677	PRJ	LETICIA MARTINEZ	7.15		
65200	PAYROLL TAX - MCARE	10/15/15	PR4678	PRJ	FRANCISCA VARELA	5.28		
65200	PAYROLL TAX - MCARE	10/15/15	PR4679	PRJ	JOEL APODACA	7.41		
65200	PAYROLL TAX - MCARE	10/15/15	PR4680	PRJ	JESUS CHACON	5.48		
65200	PAYROLL TAX - MCARE	10/15/15	PR4681	PRJ	JOSE F. ESCOBAR	17.83		
65200	PAYROLL TAX - MCARE	10/15/15	PR4682	PRJ	ISMAEL ORTIZ	8.06		
65200	PAYROLL TAX - MCARE	10/15/15	PR4683	PRJ	SILVESTRE SUAREZ	7.15		
65200	PAYROLL TAX - MCARE	10/15/15	PR4684	PRJ	MARTIN MADRID	13.50		
65200	PAYROLL TAX - MCARE	10/15/15	PR4685	PRJ	MIKE L. TERRAZAS JR	17.92		
65200	PAYROLL TAX - MCARE	10/22/15	PR4686	PRJ	PRISCILLA CASILLAS	6.06		
65200	PAYROLL TAX - MCARE	10/22/15	PR4687	PRJ	PATRICIA CRUZ	7.77		
65200	PAYROLL TAX - MCARE	10/22/15	PR4688	PRJ	LETICIA MARTINEZ	7.15		
65200	PAYROLL TAX - MCARE	10/22/15	PR4689	PRJ	FRANCISCA VARELA	5.28		
65200	PAYROLL TAX - MCARE	10/22/15	PR4690	PRJ	JOEL APODACA	7.15		
65200	PAYROLL TAX - MCARE	10/22/15	PR4691	PRJ	JESUS CHACON	10.88		
65200	PAYROLL TAX - MCARE	10/22/15	PR4692	PRJ	JOSE F. ESCOBAR	8.69		
65200	PAYROLL TAX - MCARE	10/22/15	PR4693	PRJ	ISMAEL ORTIZ	8.06		
65200	PAYROLL TAX - MCARE	10/22/15	PR4694	PRJ	SILVESTRE SUAREZ	7.21		
65200	PAYROLL TAX - MCARE	10/22/15	PR4695	PRJ	MARTIN MADRID	13.50		
65200	PAYROLL TAX - MCARE	10/22/15	PR4696	PRJ	MIKE L. TERRAZAS JR	17.92		
65200	PAYROLL TAX - MCARE	10/29/15	PR4697	PRJ	PRISCILLA CASILLAS	6.06		
65200	PAYROLL TAX - MCARE	10/29/15	PR4698	PRJ	PATRICIA CRUZ	7.77		
65200	PAYROLL TAX - MCARE	10/29/15	PR4699	PRJ	LETICIA MARTINEZ	7.28		
65200	PAYROLL TAX - MCARE	10/29/15	PR4700	PRJ	FRANCISCA VARELA	5.28		
65200	PAYROLL TAX - MCARE	10/29/15	PR4701	PRJ	JOEL APODACA	16.73		
65200	PAYROLL TAX - MCARE	10/29/15	PR4702	PRJ	JESUS CHACON	5.48		
65200	PAYROLL TAX - MCARE	10/29/15	PR4703	PRJ	JOSE F. ESCOBAR	8.91		
65200	PAYROLL TAX - MCARE	10/29/15	PR4704	PRJ	ISMAEL ORTIZ	7.77		
65200	PAYROLL TAX - MCARE	10/29/15	PR4705	PRJ	SILVESTRE SUAREZ	7.23		
65200	PAYROLL TAX - MCARE	10/29/15	PR4706	PRJ	MARTIN MADRID	13.50		
65200	PAYROLL TAX - MCARE	10/29/15	PR4707	PRJ	MIKE L. TERRAZAS JR	17.92		
65200	PAYROLL TAX - MCARE	10/29/15	PR4708	PRJ	HILARIA R. GARCIA	50.47		
65200	PAYROLL TAX - MCARE				Current Period Change	563.26		563.26
65200	PAYROLL TAX - MCARE	11/1/15			Beginning Balance			4,956.10
65200	PAYROLL TAX - MCARE	11/5/15	PR4709	PRJ	PRISCILLA CASILLAS	6.06		
65200	PAYROLL TAX - MCARE	11/5/15	PR4710	PRJ	PATRICIA CRUZ	7.77		
65200	PAYROLL TAX - MCARE	11/5/15	PR4711	PRJ	LETICIA MARTINEZ	7.15		
65200	PAYROLL TAX - MCARE	11/5/15	PR4712	PRJ	FRANCISCA VARELA	5.28		
65200	PAYROLL TAX - MCARE	11/5/15	PR4713	PRJ	JOEL APODACA	7.41		
65200	PAYROLL TAX - MCARE	11/5/15	PR4714	PRJ	JESUS CHACON	5.72		
65200	PAYROLL TAX - MCARE	11/5/15	PR4715	PRJ	JOSE F. ESCOBAR	9.51		
65200	PAYROLL TAX - MCARE	11/5/15	PR4716	PRJ	ISMAEL ORTIZ	15.63		

Account ID	Account Description	Date	Reference	Jrnl	Trans Description	Debit Amt	Credit Amt	Balance
65200	PAYROLL TAX - MCARE	11/5/15	PR4717	PRJ	SILVESTRE SUAREZ	7.20		
65200	PAYROLL TAX - MCARE	11/5/15	PR4718	PRJ	MARTIN MADRID	13.50		
65200	PAYROLL TAX - MCARE	11/5/15	PR4719	PRJ	MIKE L. TERRAZAS JR	17.92		
65200	PAYROLL TAX - MCARE	11/12/15	PR4720	PRJ	PRISCILLA CASILLAS	6.06		
65200	PAYROLL TAX - MCARE	11/12/15	PR4721	PRJ	PATRICIA CRUZ	7.77		
65200	PAYROLL TAX - MCARE	11/12/15	PR4722	PRJ	LETICIA MARTINEZ	1.61		
65200	PAYROLL TAX - MCARE	11/12/15	PR4723	PRJ	FRANCISCA VARELA	5.28		
65200	PAYROLL TAX - MCARE	11/12/15	PR4724	PRJ	JOEL APODACA	7.66		
65200	PAYROLL TAX - MCARE	11/12/15	PR4725	PRJ	JESUS CHACON	11.32		
65200	PAYROLL TAX - MCARE	11/12/15	PR4726	PRJ	JOSE F. ESCOBAR	8.86		
65200	PAYROLL TAX - MCARE	11/12/15	PR4727	PRJ	ISMAEL ORTIZ	7.77		
65200	PAYROLL TAX - MCARE	11/12/15	PR4728	PRJ	SILVESTRE SUAREZ	7.15		
65200	PAYROLL TAX - MCARE	11/12/15	PR4729	PRJ	MARTIN MADRID	13.50		
65200	PAYROLL TAX - MCARE	11/12/15	PR4730	PRJ	MIKE L. TERRAZAS JR	17.92		
65200	PAYROLL TAX - MCARE	11/19/15	PR4731	PRJ	PRISCILLA CASILLAS	7.27		
65200	PAYROLL TAX - MCARE	11/19/15	PR4732	PRJ	PATRICIA CRUZ	7.77		
65200	PAYROLL TAX - MCARE	11/19/15	PR4733	PRJ	LETICIA MARTINEZ	7.15		
65200	PAYROLL TAX - MCARE	11/19/15	PR4734	PRJ	FRANCISCA VARELA	5.33		
65200	PAYROLL TAX - MCARE	11/19/15	PR4735	PRJ	JOEL APODACA	14.11		
65200	PAYROLL TAX - MCARE	11/19/15	PR4736	PRJ	JESUS CHACON	6.17		
65200	PAYROLL TAX - MCARE	11/19/15	PR4737	PRJ	JOSE F. ESCOBAR	8.69		
65200	PAYROLL TAX - MCARE	11/19/15	PR4738	PRJ	ISMAEL ORTIZ	7.84		
65200	PAYROLL TAX - MCARE	11/19/15	PR4739	PRJ	SILVESTRE SUAREZ	7.21		
65200	PAYROLL TAX - MCARE	11/19/15	PR4740	PRJ	MARTIN MADRID	13.50		
65200	PAYROLL TAX - MCARE	11/19/15	PR4741	PRJ	MIKE L. TERRAZAS JR	17.92		
65200	PAYROLL TAX - MCARE	11/19/15	PR4742	PRJ	ISMAEL ORTIZ	7.57		
65200	PAYROLL TAX - MCARE	11/25/15	PR4743	PRJ	PRISCILLA CASILLAS	6.06		
65200	PAYROLL TAX - MCARE	11/25/15	PR4744	PRJ	PATRICIA CRUZ	7.77		
65200	PAYROLL TAX - MCARE	11/25/15	PR4745	PRJ	LETICIA MARTINEZ	7.15		
65200	PAYROLL TAX - MCARE	11/25/15	PR4746	PRJ	FRANCISCA VARELA	5.28		
65200	PAYROLL TAX - MCARE	11/25/15	PR4747	PRJ	JOEL APODACA	7.15		
65200	PAYROLL TAX - MCARE	11/25/15	PR4748	PRJ	JESUS CHACON	10.28		
65200	PAYROLL TAX - MCARE	11/25/15	PR4749	PRJ	JOSE F. ESCOBAR	8.69		
65200	PAYROLL TAX - MCARE	11/25/15	PR4750	PRJ	ISMAEL ORTIZ	7.89		
65200	PAYROLL TAX - MCARE	11/25/15	PR4751	PRJ	SILVESTRE SUAREZ	7.26		
65200	PAYROLL TAX - MCARE	11/25/15	PR4752	PRJ	MARTIN MADRID	13.50		
65200	PAYROLL TAX - MCARE	11/25/15	PR4753	PRJ	MIKE L. TERRAZAS JR	17.92		
65200	PAYROLL TAX - MCARE	11/25/15	PR4754	PRJ	HILARIA R. GARCIA	50.47		
65200	PAYROLL TAX - MCARE				Current Period Change	458.00		458.00
65200	PAYROLL TAX - MCARE	12/1/15			Beginning Balance			5,414.10
65200	PAYROLL TAX - MCARE	12/3/15	PR4755	PRJ	PRISCILLA CASILLAS	6.06		
65200	PAYROLL TAX - MCARE	12/3/15	PR4756	PRJ	PATRICIA CRUZ	7.77		
65200	PAYROLL TAX - MCARE	12/3/15	PR4757	PRJ	LETICIA MARTINEZ	7.15		
65200	PAYROLL TAX - MCARE	12/3/15	PR4758	PRJ	FRANCISCA VARELA	5.28		
65200	PAYROLL TAX - MCARE	12/3/15	PR4759	PRJ	JOEL APODACA	17.60		
65200	PAYROLL TAX - MCARE	12/3/15	PR4760	PRJ	JESUS CHACON	5.48		
65200	PAYROLL TAX - MCARE	12/3/15	PR4761	PRJ	JOSE F. ESCOBAR	8.69		
65200	PAYROLL TAX - MCARE	12/3/15	PR4762	PRJ	ISMAEL ORTIZ	7.77		
65200	PAYROLL TAX - MCARE	12/3/15	PR4763	PRJ	SILVESTRE SUAREZ	7.15		
65200	PAYROLL TAX - MCARE	12/3/15	PR4764	PRJ	MARTIN MADRID	13.50		



Account ID	Account Description	Date	Reference	Jrnl	Trans Description	Debit Amt	Credit Amt	Balance
65200	PAYROLL TAX - MCARE	12/3/15	PR4765	PRJ	MIKE L. TERRAZAS JR	17.92		
65200	PAYROLL TAX - MCARE	12/10/15	PR4766	PRJ	PRISCILLA CASILLAS	6.06		
65200	PAYROLL TAX - MCARE	12/10/15	PR4767	PRJ	PATRICIA CRUZ	7.77		
65200	PAYROLL TAX - MCARE	12/10/15	PR4768	PRJ	LETICIA MARTINEZ	7.15		
65200	PAYROLL TAX - MCARE	12/10/15	PR4769	PRJ	FRANCISCA VARELA	5.28		
65200	PAYROLL TAX - MCARE	12/10/15	PR4770	PRJ	JOEL APODACA	7.15		
65200	PAYROLL TAX - MCARE	12/10/15	PR4771	PRJ	JESUS CHACON	5.48		
65200	PAYROLL TAX - MCARE	12/10/15	PR4772	PRJ	JOSE F. ESCOBAR	8.69		
65200	PAYROLL TAX - MCARE	12/10/15	PR4773	PRJ	ISMAEL ORTIZ	8.06		
65200	PAYROLL TAX - MCARE	12/10/15	PR4774	PRJ	SILVESTRE SUAREZ	11.86		
65200	PAYROLL TAX - MCARE	12/10/15	PR4775	PRJ	MARTIN MADRID	13.50		
65200	PAYROLL TAX - MCARE	12/10/15	PR4776	PRJ	MIKE L. TERRAZAS JR	17.92		
65200	PAYROLL TAX - MCARE	12/17/15	PR4778	PRJ	PRISCILLA CASILLAS	6.06		
65200	PAYROLL TAX - MCARE	12/17/15	PR4779	PRJ	PATRICIA CRUZ	7.77		
65200	PAYROLL TAX - MCARE	12/17/15	PR4780	PRJ	LETICIA MARTINEZ	7.15		
65200	PAYROLL TAX - MCARE	12/17/15	PR4781	PRJ	FRANCISCA VARELA	5.28		
65200	PAYROLL TAX - MCARE	12/17/15	PR4782	PRJ	JOEL APODACA	8.22		
65200	PAYROLL TAX - MCARE	12/17/15	PR4783	PRJ	JESUS CHACON	5.52		
65200	PAYROLL TAX - MCARE	12/17/15	PR4784	PRJ	JOSE F. ESCOBAR	10.60		
65200	PAYROLL TAX - MCARE	12/17/15	PR4785	PRJ	ISMAEL ORTIZ	16.60		
65200	PAYROLL TAX - MCARE	12/17/15	PR4786	PRJ	SILVESTRE SUAREZ	7.59		
65200	PAYROLL TAX - MCARE	12/17/15	PR4787	PRJ	MARTIN MADRID	13.50		
65200	PAYROLL TAX - MCARE	12/17/15	PR4788	PRJ	MIKE L. TERRAZAS JR	17.92		
65200	PAYROLL TAX - MCARE	12/17/15	PR4789	PRJ	MARTIN MADRID	16.20		
65200	PAYROLL TAX - MCARE	12/23/15	PR4790	PRJ	PRISCILLA CASILLAS	9.77		
65200	PAYROLL TAX - MCARE	12/23/15	PR4791	PRJ	PATRICIA CRUZ	11.26		
65200	PAYROLL TAX - MCARE	12/23/15	PR4792	PRJ	LETICIA MARTINEZ	7.15		
65200	PAYROLL TAX - MCARE	12/23/15	PR4793	PRJ	FRANCISCA VARELA	5.94		
65200	PAYROLL TAX - MCARE	12/23/15	PR4794	PRJ	JOEL APODACA	9.62		
65200	PAYROLL TAX - MCARE	12/23/15	PR4795	PRJ	JESUS CHACON	5.48		
65200	PAYROLL TAX - MCARE	12/23/15	PR4796	PRJ	JOSE F. ESCOBAR	18.64		
65200	PAYROLL TAX - MCARE	12/23/15	PR4797	PRJ	ISMAEL ORTIZ	7.77		
65200	PAYROLL TAX - MCARE	12/23/15	PR4798	PRJ	SILVESTRE SUAREZ	7.95		
65200	PAYROLL TAX - MCARE	12/23/15	PR4799	PRJ	MARTIN MADRID	13.50		
65200	PAYROLL TAX - MCARE	12/23/15	PR4800	PRJ	MIKE L. TERRAZAS JR	17.92		
65200	PAYROLL TAX - MCARE	12/23/15	PR4801	PRJ	HILARIA R. GARCIA	50.47		
65200	PAYROLL TAX - MCARE	12/23/15	PR4802	PRJ	MARTIN MADRID	13.50		
65200	PAYROLL TAX - MCARE	12/23/15	PR4803	PRJ	MIKE L. TERRAZAS JR	17.92		
65200	PAYROLL TAX - MCARE	12/30/15	PR4804	PRJ	PRISCILLA CASILLAS	6.06		
65200	PAYROLL TAX - MCARE	12/30/15	PR4805	PRJ	PATRICIA CRUZ	7.77		
65200	PAYROLL TAX - MCARE	12/30/15	PR4806	PRJ	LETICIA MARTINEZ	5.72		
65200	PAYROLL TAX - MCARE	12/30/15	PR4807	PRJ	FRANCISCA VARELA	5.28		
65200	PAYROLL TAX - MCARE	12/30/15	PR4808	PRJ	JOEL APODACA	7.20		
65200	PAYROLL TAX - MCARE	12/30/15	PR4809	PRJ	JESUS CHACON	13.47		
65200	PAYROLL TAX - MCARE	12/30/15	PR4810	PRJ	JOSE F. ESCOBAR	8.69		
65200	PAYROLL TAX - MCARE	12/30/15	PR4811	PRJ	ISMAEL ORTIZ	7.82		
65200	PAYROLL TAX - MCARE	12/30/15	PR4812	PRJ	SILVESTRE SUAREZ	7.15		
65200	PAYROLL TAX - MCARE	12/30/15	PR4813	PRJ	MARTIN MADRID	13.50		
65200	PAYROLL TAX - MCARE	12/30/15	PR4814	PRJ	MIKE L. TERRAZAS JR	17.92		
65200	PAYROLL TAX - MCARE				Current Period Change	623.17		623.17

Account ID	Account Description	Date	Reference	Jrnl	Trans Description	Debit Amt	Credit Amt	Balance
		12/31/15			<b>Ending Balance</b>			<b>6,037.27</b>
65300	PAYROLL TAX - TWC/SUTA 1/1/15				Beginning Balance			
65300	PAYROLL TAX - TWC/SUTA 1/8/15		PR4195	PRJ	PRISCILLA CASILLAS	9.15		
65300	PAYROLL TAX - TWC/SUTA 1/8/15		PR4196	PRJ	PATRICIA CRUZ	11.73		
65300	PAYROLL TAX - TWC/SUTA 1/8/15		PR4197	PRJ	LETICIA MARTINEZ	10.79		
65300	PAYROLL TAX - TWC/SUTA 1/8/15		PR4198	PRJ	FRANCISCA VARELA	7.98		
65300	PAYROLL TAX - TWC/SUTA 1/8/15		PR4199	PRJ	JOEL APODACA	10.93		
65300	PAYROLL TAX - TWC/SUTA 1/8/15		PR4200	PRJ	JESUS CHACON	12.31		
65300	PAYROLL TAX - TWC/SUTA 1/8/15		PR4201	PRJ	ARTURO G. CLETO	8.28		
65300	PAYROLL TAX - TWC/SUTA 1/8/15		PR4202	PRJ	JOSE F. ESCOBAR	13.14		
65300	PAYROLL TAX - TWC/SUTA 1/8/15		PR4203	PRJ	ISMAEL ORTIZ	22.55		
65300	PAYROLL TAX - TWC/SUTA 1/8/15		PR4204	PRJ	SILVESTRE SUAREZ	10.79		
65300	PAYROLL TAX - TWC/SUTA 1/8/15		PR4205	PRJ	MARTIN MADRID	20.39		
65300	PAYROLL TAX - TWC/SUTA 1/8/15		PR4206	PRJ	MIKE L. TERRAZAS JR	27.07		
65300	PAYROLL TAX - TWC/SUTA 1/15/15		PR4207	PRJ	PRISCILLA CASILLAS	9.15		
65300	PAYROLL TAX - TWC/SUTA 1/15/15		PR4208	PRJ	PATRICIA CRUZ	11.73		
65300	PAYROLL TAX - TWC/SUTA 1/15/15		PR4209	PRJ	LETICIA MARTINEZ	10.79		
65300	PAYROLL TAX - TWC/SUTA 1/15/15		PR4210	PRJ	FRANCISCA VARELA	7.98		
65300	PAYROLL TAX - TWC/SUTA 1/15/15		PR4211	PRJ	JOEL APODACA	11.06		
65300	PAYROLL TAX - TWC/SUTA 1/15/15		PR4212	PRJ	JESUS CHACON	17.89		
65300	PAYROLL TAX - TWC/SUTA 1/15/15		PR4213	PRJ	ARTURO G. CLETO	8.28		
65300	PAYROLL TAX - TWC/SUTA 1/15/15		PR4214	PRJ	JOSE F. ESCOBAR	15.81		
65300	PAYROLL TAX - TWC/SUTA 1/15/15		PR4215	PRJ	RAUL R. GUTIERREZ	4.08		
65300	PAYROLL TAX - TWC/SUTA 1/15/15		PR4216	PRJ	ISMAEL ORTIZ	12.17		
65300	PAYROLL TAX - TWC/SUTA 1/15/15		PR4217	PRJ	SILVESTRE SUAREZ	13.24		
65300	PAYROLL TAX - TWC/SUTA 1/15/15		PR4218	PRJ	MARTIN MADRID	20.39		
65300	PAYROLL TAX - TWC/SUTA 1/15/15		PR4219	PRJ	MIKE L. TERRAZAS JR	27.07		
65300	PAYROLL TAX - TWC/SUTA 1/22/15		PR4220	PRJ	PRISCILLA CASILLAS	9.15		
65300	PAYROLL TAX - TWC/SUTA 1/22/15		PR4221	PRJ	PATRICIA CRUZ	11.73		
65300	PAYROLL TAX - TWC/SUTA 1/22/15		PR4222	PRJ	LETICIA MARTINEZ	10.79		
65300	PAYROLL TAX - TWC/SUTA 1/22/15		PR4223	PRJ	FRANCISCA VARELA	7.98		
65300	PAYROLL TAX - TWC/SUTA 1/22/15		PR4224	PRJ	JOEL APODACA	24.01		
65300	PAYROLL TAX - TWC/SUTA 1/22/15		PR4225	PRJ	JESUS CHACON	8.28		
65300	PAYROLL TAX - TWC/SUTA 1/22/15		PR4226	PRJ	ARTURO G. CLETO	8.06		
65300	PAYROLL TAX - TWC/SUTA 1/22/15		PR4227	PRJ	JOSE F. ESCOBAR	13.79		
65300	PAYROLL TAX - TWC/SUTA 1/22/15		PR4228	PRJ	RAUL R. GUTIERREZ	3.04		
65300	PAYROLL TAX - TWC/SUTA 1/22/15		PR4229	PRJ	ISMAEL ORTIZ	11.73		
65300	PAYROLL TAX - TWC/SUTA 1/22/15		PR4230	PRJ	SILVESTRE SUAREZ	10.79		
65300	PAYROLL TAX - TWC/SUTA 1/22/15		PR4231	PRJ	MARTIN MADRID	20.39		
65300	PAYROLL TAX - TWC/SUTA 1/22/15		PR4232	PRJ	MIKE L. TERRAZAS JR	27.07		
65300	PAYROLL TAX - TWC/SUTA 1/22/15		PR4233	PRJ	ARTURO G. CLETO	8.28		
65300	PAYROLL TAX - TWC/SUTA 1/22/15		PR4234	PRJ	ARTURO G. CLETO	8.28		
65300	PAYROLL TAX - TWC/SUTA 1/29/15		PR4235	PRJ	PRISCILLA CASILLAS	9.22		
65300	PAYROLL TAX - TWC/SUTA 1/29/15		PR4236	PRJ	PATRICIA CRUZ	11.73		
65300	PAYROLL TAX - TWC/SUTA 1/29/15		PR4237	PRJ	LETICIA MARTINEZ	10.86		
65300	PAYROLL TAX - TWC/SUTA 1/29/15		PR4238	PRJ	FRANCISCA VARELA	8.21		
65300	PAYROLL TAX - TWC/SUTA 1/29/15		PR4239	PRJ	JOEL APODACA	10.79		
65300	PAYROLL TAX - TWC/SUTA 1/29/15		PR4240	PRJ	JESUS CHACON	8.28		
65300	PAYROLL TAX - TWC/SUTA 1/29/15		PR4241	PRJ	JOSE F. ESCOBAR	13.14		
65300	PAYROLL TAX - TWC/SUTA 1/29/15		PR4242	PRJ	RAUL R. GUTIERREZ	3.80		

Account ID	Account Description	Date	Reference	Jrnl	Trans Description	Debit Amt	Credit Amt	Balance
65300	PAYROLL TAX - TWC/SUTA	1/29/15	PR4243	PRJ	ISMAEL ORTIZ	25.04		
65300	PAYROLL TAX - TWC/SUTA	1/29/15	PR4244	PRJ	SILVESTRE SUAREZ	10.79		
65300	PAYROLL TAX - TWC/SUTA	1/29/15	PR4245	PRJ	MARTIN MADRID	20.39		
65300	PAYROLL TAX - TWC/SUTA	1/29/15	PR4246	PRJ	MIKE L. TERRAZAS JR	27.07		
65300	PAYROLL TAX - TWC/SUTA	1/29/15	PR4247	PRJ	ARTURO G. CLETO	2.06		
65300	PAYROLL TAX - TWC/SUTA				Current Period Change	679.50		679.50
65300	PAYROLL TAX - TWC/SUTA	2/1/15			Beginning Balance			679.50
65300	PAYROLL TAX - TWC/SUTA	2/5/15	PR4249	PRJ	PRISCILLA CASILLAS	9.15		
65300	PAYROLL TAX - TWC/SUTA	2/5/15	PR4250	PRJ	PATRICIA CRUZ	11.73		
65300	PAYROLL TAX - TWC/SUTA	2/5/15	PR4251	PRJ	LETICIA MARTINEZ	10.79		
65300	PAYROLL TAX - TWC/SUTA	2/5/15	PR4252	PRJ	FRANCISCA VARELA	7.98		
65300	PAYROLL TAX - TWC/SUTA	2/5/15	PR4253	PRJ	JOEL APODACA	10.79		
65300	PAYROLL TAX - TWC/SUTA	2/5/15	PR4254	PRJ	JESUS CHACON	8.76		
65300	PAYROLL TAX - TWC/SUTA	2/5/15	PR4255	PRJ	JOSE F. ESCOBAR	13.14		
65300	PAYROLL TAX - TWC/SUTA	2/5/15	PR4256	PRJ	RAUL R. GUTIERREZ	8.35		
65300	PAYROLL TAX - TWC/SUTA	2/5/15	PR4257	PRJ	ISMAEL ORTIZ	11.73		
65300	PAYROLL TAX - TWC/SUTA	2/5/15	PR4258	PRJ	SILVESTRE SUAREZ	22.02		
65300	PAYROLL TAX - TWC/SUTA	2/5/15	PR4259	PRJ	MARTIN MADRID	20.39		
65300	PAYROLL TAX - TWC/SUTA	2/5/15	PR4260	PRJ	MIKE L. TERRAZAS JR	27.07		
65300	PAYROLL TAX - TWC/SUTA	2/12/15	PR4261	PRJ	PRISCILLA CASILLAS	9.15		
65300	PAYROLL TAX - TWC/SUTA	2/12/15	PR4262	PRJ	PATRICIA CRUZ	11.73		
65300	PAYROLL TAX - TWC/SUTA	2/12/15	PR4263	PRJ	LETICIA MARTINEZ	10.79		
65300	PAYROLL TAX - TWC/SUTA	2/12/15	PR4264	PRJ	FRANCISCA VARELA	7.98		
65300	PAYROLL TAX - TWC/SUTA	2/12/15	PR4265	PRJ	JOEL APODACA	14.24		
65300	PAYROLL TAX - TWC/SUTA	2/12/15	PR4266	PRJ	JESUS CHACON	10.84		
65300	PAYROLL TAX - TWC/SUTA	2/12/15	PR4267	PRJ	JOSE F. ESCOBAR	26.07		
65300	PAYROLL TAX - TWC/SUTA	2/12/15	PR4268	PRJ	RAUL R. GUTIERREZ	15.18		
65300	PAYROLL TAX - TWC/SUTA	2/12/15	PR4269	PRJ	ISMAEL ORTIZ	12.78		
65300	PAYROLL TAX - TWC/SUTA	2/12/15	PR4270	PRJ	SILVESTRE SUAREZ	14.12		
65300	PAYROLL TAX - TWC/SUTA	2/12/15	PR4271	PRJ	MARTIN MADRID	20.39		
65300	PAYROLL TAX - TWC/SUTA	2/12/15	PR4272	PRJ	MIKE L. TERRAZAS JR	27.07		
65300	PAYROLL TAX - TWC/SUTA	2/12/15	PR4273	PRJ	JOEL APODACA	2.70		
65300	PAYROLL TAX - TWC/SUTA	2/19/15	PR4274	PRJ	PRISCILLA CASILLAS	9.15		
65300	PAYROLL TAX - TWC/SUTA	2/19/15	PR4275	PRJ	PATRICIA CRUZ	11.73		
65300	PAYROLL TAX - TWC/SUTA	2/19/15	PR4276	PRJ	LETICIA MARTINEZ	10.79		
65300	PAYROLL TAX - TWC/SUTA	2/19/15	PR4277	PRJ	FRANCISCA VARELA	7.98		
65300	PAYROLL TAX - TWC/SUTA	2/19/15	PR4278	PRJ	JOEL APODACA	10.79		
65300	PAYROLL TAX - TWC/SUTA	2/19/15	PR4279	PRJ	JESUS CHACON	16.24		
65300	PAYROLL TAX - TWC/SUTA	2/19/15	PR4280	PRJ	JOSE F. ESCOBAR	13.14		
65300	PAYROLL TAX - TWC/SUTA	2/19/15	PR4281	PRJ	ISMAEL ORTIZ	11.73		
65300	PAYROLL TAX - TWC/SUTA	2/19/15	PR4282	PRJ	SILVESTRE SUAREZ	10.79		
65300	PAYROLL TAX - TWC/SUTA	2/19/15	PR4283	PRJ	MARTIN MADRID	20.39		
65300	PAYROLL TAX - TWC/SUTA	2/19/15	PR4284	PRJ	MIKE L. TERRAZAS JR	27.07		
65300	PAYROLL TAX - TWC/SUTA	2/26/15	PR4285	PRJ	PRISCILLA CASILLAS	9.30		
65300	PAYROLL TAX - TWC/SUTA	2/26/15	PR4286	PRJ	PATRICIA CRUZ	11.73		
65300	PAYROLL TAX - TWC/SUTA	2/26/15	PR4287	PRJ	LETICIA MARTINEZ	10.90		
65300	PAYROLL TAX - TWC/SUTA	2/26/15	PR4288	PRJ	FRANCISCA VARELA	8.03		
65300	PAYROLL TAX - TWC/SUTA	2/26/15	PR4289	PRJ	JOEL APODACA	21.32		
65300	PAYROLL TAX - TWC/SUTA	2/26/15	PR4290	PRJ	JESUS CHACON	8.90		
65300	PAYROLL TAX - TWC/SUTA	2/26/15	PR4291	PRJ	JOSE F. ESCOBAR	13.38		

Account ID	Account Description	Date	Reference	Jrnl	Trans Description	Debit Amt	Credit Amt	Balance
65300	PAYROLL TAX - TWC/SUTA 2/26/15		PR4292	PRJ	ISMAEL ORTIZ	13.05		
65300	PAYROLL TAX - TWC/SUTA 2/26/15		PR4293	PRJ	SILVESTRE SUAREZ	12.01		
65300	PAYROLL TAX - TWC/SUTA 2/26/15		PR4294	PRJ	MARTIN MADRID	20.39		
65300	PAYROLL TAX - TWC/SUTA 2/26/15		PR4295	PRJ	MIKE L. TERRAZAS JR	17.52		
65300	PAYROLL TAX - TWC/SUTA 2/26/15		PR4296	PRJ	HILARIA R. GARCIA	76.25		
65300	PAYROLL TAX - TWC/SUTA				Current Period Change	717.52		717.52
65300	PAYROLL TAX - TWC/SUTA 3/1/15				Beginning Balance			1,397.02
65300	PAYROLL TAX - TWC/SUTA 3/5/15		PR4297	PRJ	PRISCILLA CASILLAS	9.15		
65300	PAYROLL TAX - TWC/SUTA 3/5/15		PR4298	PRJ	PATRICIA CRUZ	11.73		
65300	PAYROLL TAX - TWC/SUTA 3/5/15		PR4299	PRJ	LETICIA MARTINEZ	10.79		
65300	PAYROLL TAX - TWC/SUTA 3/5/15		PR4300	PRJ	FRANCISCA VARELA	7.98		
65300	PAYROLL TAX - TWC/SUTA 3/5/15		PR4301	PRJ	JOEL APODACA	10.79		
65300	PAYROLL TAX - TWC/SUTA 3/5/15		PR4302	PRJ	JESUS CHACON	8.35		
65300	PAYROLL TAX - TWC/SUTA 3/5/15		PR4303	PRJ	JOSE F. ESCOBAR	13.68		
65300	PAYROLL TAX - TWC/SUTA 3/5/15		PR4304	PRJ	RAUL R. GUTIERREZ	6.07		
65300	PAYROLL TAX - TWC/SUTA 3/5/15		PR4305	PRJ	ISMAEL ORTIZ	25.25		
65300	PAYROLL TAX - TWC/SUTA 3/5/15		PR4306	PRJ	SILVESTRE SUAREZ	10.79		
65300	PAYROLL TAX - TWC/SUTA 3/5/15		PR4307	PRJ	MARTIN MADRID	20.39		
65300	PAYROLL TAX - TWC/SUTA 3/12/15		PR4309	PRJ	PRISCILLA CASILLAS	9.15		
65300	PAYROLL TAX - TWC/SUTA 3/12/15		PR4310	PRJ	PATRICIA CRUZ	11.73		
65300	PAYROLL TAX - TWC/SUTA 3/12/15		PR4311	PRJ	LETICIA MARTINEZ	10.79		
65300	PAYROLL TAX - TWC/SUTA 3/12/15		PR4312	PRJ	FRANCISCA VARELA	7.98		
65300	PAYROLL TAX - TWC/SUTA 3/12/15		PR4313	PRJ	JOEL APODACA	22.53		
65300	PAYROLL TAX - TWC/SUTA 3/12/15		PR4314	PRJ	JESUS CHACON	9.08		
65300	PAYROLL TAX - TWC/SUTA 3/12/15		PR4315	PRJ	JOSE F. ESCOBAR	13.88		
65300	PAYROLL TAX - TWC/SUTA 3/12/15		PR4316	PRJ	RAUL R. GUTIERREZ	3.80		
65300	PAYROLL TAX - TWC/SUTA 3/12/15		PR4317	PRJ	ISMAEL ORTIZ	12.23		
65300	PAYROLL TAX - TWC/SUTA 3/12/15		PR4318	PRJ	SILVESTRE SUAREZ	11.12		
65300	PAYROLL TAX - TWC/SUTA 3/12/15		PR4319	PRJ	MARTIN MADRID	20.39		
65300	PAYROLL TAX - TWC/SUTA 3/12/15		PR4321	PRJ	SILVESTRE SUAREZ	10.79		
65300	PAYROLL TAX - TWC/SUTA 3/19/15		PR4322	PRJ	PRISCILLA CASILLAS	0.40		
65300	PAYROLL TAX - TWC/SUTA 3/19/15		PR4323	PRJ	PATRICIA CRUZ	0.51		
65300	PAYROLL TAX - TWC/SUTA 3/19/15		PR4324	PRJ	LETICIA MARTINEZ	0.47		
65300	PAYROLL TAX - TWC/SUTA 3/19/15		PR4325	PRJ	FRANCISCA VARELA	0.35		
65300	PAYROLL TAX - TWC/SUTA 3/19/15		PR4326	PRJ	JOEL APODACA	1.03		
65300	PAYROLL TAX - TWC/SUTA 3/19/15		PR4327	PRJ	JESUS CHACON	0.37		
65300	PAYROLL TAX - TWC/SUTA 3/19/15		PR4328	PRJ	JOSE F. ESCOBAR	0.57		
65300	PAYROLL TAX - TWC/SUTA 3/19/15		PR4329	PRJ	RAUL R. GUTIERREZ	0.17		
65300	PAYROLL TAX - TWC/SUTA 3/19/15		PR4330	PRJ	ISMAEL ORTIZ	0.51		
65300	PAYROLL TAX - TWC/SUTA 3/19/15		PR4331	PRJ	SILVESTRE SUAREZ	0.47		
65300	PAYROLL TAX - TWC/SUTA 3/19/15		PR4332	PRJ	MARTIN MADRID	0.13		
65300	PAYROLL TAX - TWC/SUTA 3/26/15		PR4334	PRJ	PRISCILLA CASILLAS	0.41		
65300	PAYROLL TAX - TWC/SUTA 3/26/15		PR4335	PRJ	PATRICIA CRUZ	0.51		
65300	PAYROLL TAX - TWC/SUTA 3/26/15		PR4336	PRJ	LETICIA MARTINEZ	0.47		
65300	PAYROLL TAX - TWC/SUTA 3/26/15		PR4337	PRJ	FRANCISCA VARELA	0.35		
65300	PAYROLL TAX - TWC/SUTA 3/26/15		PR4338	PRJ	JOEL APODACA	0.49		
65300	PAYROLL TAX - TWC/SUTA 3/26/15		PR4339	PRJ	JESUS CHACON	0.81		
65300	PAYROLL TAX - TWC/SUTA 3/26/15		PR4340	PRJ	JOSE F. ESCOBAR	0.57		
65300	PAYROLL TAX - TWC/SUTA 3/26/15		PR4341	PRJ	RAUL R. GUTIERREZ	0.17		
65300	PAYROLL TAX - TWC/SUTA 3/26/15		PR4342	PRJ	ISMAEL ORTIZ	0.57		

Account ID	Account Description	Date	Reference	Jrnl	Trans Description	Debit Amt	Credit Amt	Balance
65300	PAYROLL TAX - TWC/SUTA	3/26/15	PR4343	PRJ	SILVESTRE SUAREZ	0.47		
65300	PAYROLL TAX - TWC/SUTA				Current Period Change	288.24		288.24
65300	PAYROLL TAX - TWC/SUTA	4/1/15			Beginning Balance			1,685.26
65300	PAYROLL TAX - TWC/SUTA	4/2/15	PR4347	PRJ	PRISCILLA CASILLAS	0.40		
65300	PAYROLL TAX - TWC/SUTA	4/2/15	PR4348	PRJ	PATRICIA CRUZ	0.51		
65300	PAYROLL TAX - TWC/SUTA	4/2/15	PR4349	PRJ	LETICIA MARTINEZ	0.50		
65300	PAYROLL TAX - TWC/SUTA	4/2/15	PR4350	PRJ	FRANCISCA VARELA	0.35		
65300	PAYROLL TAX - TWC/SUTA	4/2/15	PR4351	PRJ	JOEL APODACA	0.96		
65300	PAYROLL TAX - TWC/SUTA	4/2/15	PR4352	PRJ	JESUS CHACON	0.39		
65300	PAYROLL TAX - TWC/SUTA	4/2/15	PR4353	PRJ	JOSE F. ESCOBAR	0.57		
65300	PAYROLL TAX - TWC/SUTA	4/2/15	PR4354	PRJ	RAUL R. GUTIERREZ	0.36		
65300	PAYROLL TAX - TWC/SUTA	4/2/15	PR4355	PRJ	ISMAEL ORTIZ	0.51		
65300	PAYROLL TAX - TWC/SUTA	4/2/15	PR4356	PRJ	SILVESTRE SUAREZ	0.47		
65300	PAYROLL TAX - TWC/SUTA	4/9/15	PR4359	PRJ	PRISCILLA CASILLAS	0.40		
65300	PAYROLL TAX - TWC/SUTA	4/9/15	PR4360	PRJ	PATRICIA CRUZ	0.51		
65300	PAYROLL TAX - TWC/SUTA	4/9/15	PR4361	PRJ	LETICIA MARTINEZ	0.47		
65300	PAYROLL TAX - TWC/SUTA	4/9/15	PR4362	PRJ	FRANCISCA VARELA	0.35		
65300	PAYROLL TAX - TWC/SUTA	4/9/15	PR4364	PRJ	JESUS CHACON	0.36		
65300	PAYROLL TAX - TWC/SUTA	4/9/15	PR4365	PRJ	JOSE F. ESCOBAR	0.57		
65300	PAYROLL TAX - TWC/SUTA	4/9/15	PR4366	PRJ	RAUL R. GUTIERREZ	0.07		
65300	PAYROLL TAX - TWC/SUTA	4/9/15	PR4367	PRJ	ISMAEL ORTIZ	0.53		
65300	PAYROLL TAX - TWC/SUTA	4/9/15	PR4368	PRJ	SILVESTRE SUAREZ	0.47		
65300	PAYROLL TAX - TWC/SUTA	4/16/15	PR4371	PRJ	PRISCILLA CASILLAS	0.40		
65300	PAYROLL TAX - TWC/SUTA	4/16/15	PR4372	PRJ	PATRICIA CRUZ	0.51		
65300	PAYROLL TAX - TWC/SUTA	4/16/15	PR4373	PRJ	LETICIA MARTINEZ	0.47		
65300	PAYROLL TAX - TWC/SUTA	4/16/15	PR4374	PRJ	FRANCISCA VARELA	0.35		
65300	PAYROLL TAX - TWC/SUTA	4/16/15	PR4376	PRJ	JESUS CHACON	0.36		
65300	PAYROLL TAX - TWC/SUTA	4/16/15	PR4377	PRJ	JOSE F. ESCOBAR	0.23		
65300	PAYROLL TAX - TWC/SUTA	4/16/15	PR4379	PRJ	SILVESTRE SUAREZ	0.95		
65300	PAYROLL TAX - TWC/SUTA	4/23/15	PR4382	PRJ	PRISCILLA CASILLAS	0.40		
65300	PAYROLL TAX - TWC/SUTA	4/23/15	PR4383	PRJ	PATRICIA CRUZ	0.51		
65300	PAYROLL TAX - TWC/SUTA	4/23/15	PR4384	PRJ	LETICIA MARTINEZ	0.47		
65300	PAYROLL TAX - TWC/SUTA	4/23/15	PR4385	PRJ	FRANCISCA VARELA	0.35		
65300	PAYROLL TAX - TWC/SUTA	4/23/15	PR4387	PRJ	JESUS CHACON	0.36		
65300	PAYROLL TAX - TWC/SUTA	4/23/15	PR4390	PRJ	SILVESTRE SUAREZ	0.20		
65300	PAYROLL TAX - TWC/SUTA	4/30/15	PR4393	PRJ	PRISCILLA CASILLAS	0.40		
65300	PAYROLL TAX - TWC/SUTA	4/30/15	PR4394	PRJ	PATRICIA CRUZ	0.51		
65300	PAYROLL TAX - TWC/SUTA	4/30/15	PR4395	PRJ	LETICIA MARTINEZ	0.47		
65300	PAYROLL TAX - TWC/SUTA	4/30/15	PR4396	PRJ	FRANCISCA VARELA	0.35		
65300	PAYROLL TAX - TWC/SUTA	4/30/15	PR4398	PRJ	JESUS CHACON	0.71		
65300	PAYROLL TAX - TWC/SUTA	4/30/15	PR4400	PRJ	RAUL R. GUTIERREZ	0.40		
65300	PAYROLL TAX - TWC/SUTA				Current Period Change	17.15		17.15
65300	PAYROLL TAX - TWC/SUTA	5/1/15			Beginning Balance			1,702.41
65300	PAYROLL TAX - TWC/SUTA	5/7/15	PR4407	PRJ	PRISCILLA CASILLAS	0.41		
65300	PAYROLL TAX - TWC/SUTA	5/7/15	PR4408	PRJ	PATRICIA CRUZ	0.33		
65300	PAYROLL TAX - TWC/SUTA	5/7/15	PR4409	PRJ	LETICIA MARTINEZ	0.47		
65300	PAYROLL TAX - TWC/SUTA	5/7/15	PR4410	PRJ	FRANCISCA VARELA	0.35		
65300	PAYROLL TAX - TWC/SUTA	5/7/15	PR4412	PRJ	JESUS CHACON	0.36		
65300	PAYROLL TAX - TWC/SUTA	5/7/15	PR4414	PRJ	RAUL R. GUTIERREZ	0.30		
65300	PAYROLL TAX - TWC/SUTA	5/14/15	PR4420	PRJ	PRISCILLA CASILLAS	0.42		

Account ID	Account Description	Date	Reference	Jrnl	Trans Description	Debit Amt	Credit Amt	Balance
65300	PAYROLL TAX - TWC/SUTA	5/14/15	PR4421	PRJ	LETICIA MARTINEZ	0.49		
65300	PAYROLL TAX - TWC/SUTA	5/14/15	PR4422	PRJ	FRANCISCA VARELA	0.36		
65300	PAYROLL TAX - TWC/SUTA	5/14/15	PR4424	PRJ	JESUS CHACON	0.54		
65300	PAYROLL TAX - TWC/SUTA	5/14/15	PR4426	PRJ	RAUL R. GUTIERREZ	0.18		
65300	PAYROLL TAX - TWC/SUTA	5/21/15	PR4431	PRJ	PRISCILLA CASILLAS	0.42		
65300	PAYROLL TAX - TWC/SUTA	5/21/15	PR4433	PRJ	LETICIA MARTINEZ	0.01		
65300	PAYROLL TAX - TWC/SUTA	5/21/15	PR4434	PRJ	FRANCISCA VARELA	0.36		
65300	PAYROLL TAX - TWC/SUTA	5/21/15	PR4438	PRJ	RAUL R. GUTIERREZ	0.17		
65300	PAYROLL TAX - TWC/SUTA	5/28/15	PR4445	PRJ	PRISCILLA CASILLAS	0.42		
65300	PAYROLL TAX - TWC/SUTA	5/28/15	PR4448	PRJ	FRANCISCA VARELA	0.36		
65300	PAYROLL TAX - TWC/SUTA	5/28/15	PR4452	PRJ	RAUL R. GUTIERREZ	0.28		
65300	PAYROLL TAX - TWC/SUTA				Current Period Change	6.23		6.23
65300	PAYROLL TAX - TWC/SUTA	6/1/15			Beginning Balance			1,708.64
65300	PAYROLL TAX - TWC/SUTA	6/4/15	PR4458	PRJ	PRISCILLA CASILLAS	0.42		
65300	PAYROLL TAX - TWC/SUTA	6/4/15	PR4461	PRJ	FRANCISCA VARELA	0.36		
65300	PAYROLL TAX - TWC/SUTA	6/4/15	PR4465	PRJ	RAUL R. GUTIERREZ	0.34		
65300	PAYROLL TAX - TWC/SUTA	6/11/15	PR4470	PRJ	PRISCILLA CASILLAS	0.13		
65300	PAYROLL TAX - TWC/SUTA	6/11/15	PR4473	PRJ	FRANCISCA VARELA	0.36		
65300	PAYROLL TAX - TWC/SUTA	6/18/15	PR4485	PRJ	FRANCISCA VARELA	0.36		
65300	PAYROLL TAX - TWC/SUTA	6/25/15	PR4495	PRJ	FRANCISCA VARELA	0.36		
65300	PAYROLL TAX - TWC/SUTA				Current Period Change	2.33		2.33
65300	PAYROLL TAX - TWC/SUTA	7/1/15			Beginning Balance			1,710.97
65300	PAYROLL TAX - TWC/SUTA	7/2/15	PR4508	PRJ	FRANCISCA VARELA	0.19		
65300	PAYROLL TAX - TWC/SUTA				Current Period Change	0.19		0.19
65300	PAYROLL TAX - TWC/SUTA	8/1/15			Beginning Balance			1,711.16
65300	PAYROLL TAX - TWC/SUTA	9/1/15			Beginning Balance			1,711.16
65300	PAYROLL TAX - TWC/SUTA	10/1/15			Beginning Balance			1,711.16
65300	PAYROLL TAX - TWC/SUTA	11/1/15			Beginning Balance			1,711.16
65300	PAYROLL TAX - TWC/SUTA	12/1/15			Beginning Balance			1,711.16
65300	PAYROLL TAX - TWC/SUTA	12/31/15	BIX2015-04	GENJ	TO AGREE TO 4TH QUARTER TWC REPORT		1,596.94	
65300	PAYROLL TAX - TWC/SUTA				Current Period Change		1,596.94	-1,596.94
		<b>12/31/15</b>			<b>Ending Balance</b>			<b>114.22</b>
65400	PAYROLL TAX - FUTA	1/1/15			Beginning Balance			
65400	PAYROLL TAX - FUTA	2/1/15			Beginning Balance			
65400	PAYROLL TAX - FUTA	3/1/15			Beginning Balance			
65400	PAYROLL TAX - FUTA	4/1/15			Beginning Balance			
65400	PAYROLL TAX - FUTA	5/1/15			Beginning Balance			
65400	PAYROLL TAX - FUTA	6/1/15			Beginning Balance			
65400	PAYROLL TAX - FUTA	7/1/15			Beginning Balance			
65400	PAYROLL TAX - FUTA	8/1/15			Beginning Balance			
65400	PAYROLL TAX - FUTA	9/1/15			Beginning Balance			
65400	PAYROLL TAX - FUTA	10/1/15			Beginning Balance			
65400	PAYROLL TAX - FUTA	11/1/15			Beginning Balance			
65400	PAYROLL TAX - FUTA	12/1/15			Beginning Balance			
		<b>12/31/15</b>			<b>Ending Balance</b>			
65500	MAINSTAY EPPER	1/1/15			Beginning Balance			
65500	MAINSTAY EPPER	1/8/15	PR4195	PRJ	PRISCILLA CASILLAS	19.90		
65500	MAINSTAY EPPER	1/8/15	PR4196	PRJ	PATRICIA CRUZ	25.50		
65500	MAINSTAY EPPER	1/8/15	PR4197	PRJ	LETICIA MARTINEZ	23.46		
65500	MAINSTAY EPPER	1/8/15	PR4198	PRJ	FRANCISCA VARELA	17.34		

Account ID	Account Description	Date	Reference	Jrnl	Trans Description	Debit Amt	Credit Amt	Balance
65500	MAINSTAY EPPER	1/8/15	PR4199	PRJ	JOEL APODACA	23.75		
65500	MAINSTAY EPPER	1/8/15	PR4200	PRJ	JESUS CHACON	26.76		
65500	MAINSTAY EPPER	1/8/15	PR4201	PRJ	ARTURO G. CLETO	18.00		
65500	MAINSTAY EPPER	1/8/15	PR4202	PRJ	JOSE F. ESCOBAR	28.56		
65500	MAINSTAY EPPER	1/8/15	PR4203	PRJ	ISMAEL ORTIZ	49.03		
65500	MAINSTAY EPPER	1/8/15	PR4204	PRJ	SILVESTRE SUAREZ	23.46		
65500	MAINSTAY EPPER	1/8/15	PR4205	PRJ	MARTIN MADRID	44.34		
65500	MAINSTAY EPPER	1/8/15	PR4206	PRJ	MIKE L. TERRAZAS JR	58.85		
65500	MAINSTAY EPPER	1/15/15	PR4207	PRJ	PRISCILLA CASILLAS	19.90		
65500	MAINSTAY EPPER	1/15/15	PR4208	PRJ	PATRICIA CRUZ	25.50		
65500	MAINSTAY EPPER	1/15/15	PR4209	PRJ	LETICIA MARTINEZ	23.46		
65500	MAINSTAY EPPER	1/15/15	PR4210	PRJ	FRANCISCA VARELA	17.34		
65500	MAINSTAY EPPER	1/15/15	PR4211	PRJ	JOEL APODACA	24.05		
65500	MAINSTAY EPPER	1/15/15	PR4212	PRJ	JESUS CHACON	38.90		
65500	MAINSTAY EPPER	1/15/15	PR4213	PRJ	ARTURO G. CLETO	18.00		
65500	MAINSTAY EPPER	1/15/15	PR4214	PRJ	JOSE F. ESCOBAR	34.37		
65500	MAINSTAY EPPER	1/15/15	PR4216	PRJ	ISMAEL ORTIZ	26.46		
65500	MAINSTAY EPPER	1/15/15	PR4217	PRJ	SILVESTRE SUAREZ	28.78		
65500	MAINSTAY EPPER	1/15/15	PR4218	PRJ	MARTIN MADRID	44.34		
65500	MAINSTAY EPPER	1/15/15	PR4219	PRJ	MIKE L. TERRAZAS JR	58.85		
65500	MAINSTAY EPPER	1/22/15	PR4220	PRJ	PRISCILLA CASILLAS	19.90		
65500	MAINSTAY EPPER	1/22/15	PR4221	PRJ	PATRICIA CRUZ	25.50		
65500	MAINSTAY EPPER	1/22/15	PR4222	PRJ	LETICIA MARTINEZ	23.46		
65500	MAINSTAY EPPER	1/22/15	PR4223	PRJ	FRANCISCA VARELA	17.34		
65500	MAINSTAY EPPER	1/22/15	PR4224	PRJ	JOEL APODACA	52.20		
65500	MAINSTAY EPPER	1/22/15	PR4225	PRJ	JESUS CHACON	18.00		
65500	MAINSTAY EPPER	1/22/15	PR4226	PRJ	ARTURO G. CLETO	17.51		
65500	MAINSTAY EPPER	1/22/15	PR4227	PRJ	JOSE F. ESCOBAR	29.98		
65500	MAINSTAY EPPER	1/22/15	PR4229	PRJ	ISMAEL ORTIZ	25.50		
65500	MAINSTAY EPPER	1/22/15	PR4230	PRJ	SILVESTRE SUAREZ	23.46		
65500	MAINSTAY EPPER	1/22/15	PR4231	PRJ	MARTIN MADRID	44.34		
65500	MAINSTAY EPPER	1/22/15	PR4232	PRJ	MIKE L. TERRAZAS JR	58.85		
65500	MAINSTAY EPPER	1/22/15	PR4233	PRJ	ARTURO G. CLETO	18.00		
65500	MAINSTAY EPPER	1/22/15	PR4234	PRJ	ARTURO G. CLETO	18.00		
65500	MAINSTAY EPPER	1/29/15	PR4235	PRJ	PRISCILLA CASILLAS	20.03		
65500	MAINSTAY EPPER	1/29/15	PR4236	PRJ	PATRICIA CRUZ	25.50		
65500	MAINSTAY EPPER	1/29/15	PR4237	PRJ	LETICIA MARTINEZ	23.62		
65500	MAINSTAY EPPER	1/29/15	PR4238	PRJ	FRANCISCA VARELA	17.85		
65500	MAINSTAY EPPER	1/29/15	PR4239	PRJ	JOEL APODACA	23.46		
65500	MAINSTAY EPPER	1/29/15	PR4240	PRJ	JESUS CHACON	18.00		
65500	MAINSTAY EPPER	1/29/15	PR4241	PRJ	JOSE F. ESCOBAR	28.56		
65500	MAINSTAY EPPER	1/29/15	PR4243	PRJ	ISMAEL ORTIZ	54.43		
65500	MAINSTAY EPPER	1/29/15	PR4244	PRJ	SILVESTRE SUAREZ	23.46		
65500	MAINSTAY EPPER	1/29/15	PR4245	PRJ	MARTIN MADRID	44.34		
65500	MAINSTAY EPPER	1/29/15	PR4246	PRJ	MIKE L. TERRAZAS JR	58.85		
65500	MAINSTAY EPPER	1/29/15	PR4248	PRJ	HILARIA R. GARCIA	165.75		
65500	MAINSTAY EPPER				Current Period Change	1,614.79		1,614.79
65500	MAINSTAY EPPER	2/1/15			Beginning Balance			1,614.79
65500	MAINSTAY EPPER	2/5/15	PR4249	PRJ	PRISCILLA CASILLAS	19.90		
65500	MAINSTAY EPPER	2/5/15	PR4250	PRJ	PATRICIA CRUZ	25.50		

Account ID	Account Description	Date	Reference	Jrnl	Trans Description	Debit Amt	Credit Amt	Balance
65500	MAINSTAY EPPER	2/5/15	PR4251	PRJ	LETICIA MARTINEZ	23.46		
65500	MAINSTAY EPPER	2/5/15	PR4252	PRJ	FRANCISCA VARELA	17.34		
65500	MAINSTAY EPPER	2/5/15	PR4253	PRJ	JOEL APODACA	23.46		
65500	MAINSTAY EPPER	2/5/15	PR4254	PRJ	JESUS CHACON	19.04		
65500	MAINSTAY EPPER	2/5/15	PR4255	PRJ	JOSE F. ESCOBAR	28.56		
65500	MAINSTAY EPPER	2/5/15	PR4257	PRJ	ISMAEL ORTIZ	25.50		
65500	MAINSTAY EPPER	2/5/15	PR4258	PRJ	SILVESTRE SUAREZ	47.86		
65500	MAINSTAY EPPER	2/5/15	PR4259	PRJ	MARTIN MADRID	44.34		
65500	MAINSTAY EPPER	2/5/15	PR4260	PRJ	MIKE L. TERRAZAS JR	58.85		
65500	MAINSTAY EPPER	2/12/15	PR4261	PRJ	PRISCILLA CASILLAS	19.90		
65500	MAINSTAY EPPER	2/12/15	PR4262	PRJ	PATRICIA CRUZ	25.50		
65500	MAINSTAY EPPER	2/12/15	PR4263	PRJ	LETICIA MARTINEZ	23.46		
65500	MAINSTAY EPPER	2/12/15	PR4264	PRJ	FRANCISCA VARELA	17.34		
65500	MAINSTAY EPPER	2/12/15	PR4265	PRJ	JOEL APODACA	30.97		
65500	MAINSTAY EPPER	2/12/15	PR4266	PRJ	JESUS CHACON	23.57		
65500	MAINSTAY EPPER	2/12/15	PR4267	PRJ	JOSE F. ESCOBAR	56.67		
65500	MAINSTAY EPPER	2/12/15	PR4269	PRJ	ISMAEL ORTIZ	27.78		
65500	MAINSTAY EPPER	2/12/15	PR4270	PRJ	SILVESTRE SUAREZ	30.69		
65500	MAINSTAY EPPER	2/12/15	PR4271	PRJ	MARTIN MADRID	44.34		
65500	MAINSTAY EPPER	2/12/15	PR4272	PRJ	MIKE L. TERRAZAS JR	58.85		
65500	MAINSTAY EPPER	2/12/15	PR4273	PRJ	JOEL APODACA	5.87		
65500	MAINSTAY EPPER	2/19/15	PR4274	PRJ	PRISCILLA CASILLAS	19.90		
65500	MAINSTAY EPPER	2/19/15	PR4275	PRJ	PATRICIA CRUZ	25.50		
65500	MAINSTAY EPPER	2/19/15	PR4276	PRJ	LETICIA MARTINEZ	23.46		
65500	MAINSTAY EPPER	2/19/15	PR4277	PRJ	FRANCISCA VARELA	17.34		
65500	MAINSTAY EPPER	2/19/15	PR4278	PRJ	JOEL APODACA	23.46		
65500	MAINSTAY EPPER	2/19/15	PR4279	PRJ	JESUS CHACON	35.29		
65500	MAINSTAY EPPER	2/19/15	PR4280	PRJ	JOSE F. ESCOBAR	28.56		
65500	MAINSTAY EPPER	2/19/15	PR4281	PRJ	ISMAEL ORTIZ	25.50		
65500	MAINSTAY EPPER	2/19/15	PR4282	PRJ	SILVESTRE SUAREZ	23.46		
65500	MAINSTAY EPPER	2/19/15	PR4283	PRJ	MARTIN MADRID	44.34		
65500	MAINSTAY EPPER	2/19/15	PR4284	PRJ	MIKE L. TERRAZAS JR	58.85		
65500	MAINSTAY EPPER	2/26/15	PR4285	PRJ	PRISCILLA CASILLAS	20.21		
65500	MAINSTAY EPPER	2/26/15	PR4286	PRJ	PATRICIA CRUZ	25.50		
65500	MAINSTAY EPPER	2/26/15	PR4287	PRJ	LETICIA MARTINEZ	23.70		
65500	MAINSTAY EPPER	2/26/15	PR4288	PRJ	FRANCISCA VARELA	17.46		
65500	MAINSTAY EPPER	2/26/15	PR4289	PRJ	JOEL APODACA	46.34		
65500	MAINSTAY EPPER	2/26/15	PR4290	PRJ	JESUS CHACON	19.35		
65500	MAINSTAY EPPER	2/26/15	PR4291	PRJ	JOSE F. ESCOBAR	29.10		
65500	MAINSTAY EPPER	2/26/15	PR4292	PRJ	ISMAEL ORTIZ	28.37		
65500	MAINSTAY EPPER	2/26/15	PR4293	PRJ	SILVESTRE SUAREZ	26.10		
65500	MAINSTAY EPPER	2/26/15	PR4294	PRJ	MARTIN MADRID	44.34		
65500	MAINSTAY EPPER	2/26/15	PR4295	PRJ	MIKE L. TERRAZAS JR	58.85		
65500	MAINSTAY EPPER	2/26/15	PR4296	PRJ	HILARIA R. GARCIA	165.75		
65500	MAINSTAY EPPER				Current Period Change	1,529.48		1,529.48
65500	MAINSTAY EPPER	3/1/15			Beginning Balance			3,144.27
65500	MAINSTAY EPPER	3/5/15	PR4297	PRJ	PRISCILLA CASILLAS	19.90		
65500	MAINSTAY EPPER	3/5/15	PR4298	PRJ	PATRICIA CRUZ	25.50		
65500	MAINSTAY EPPER	3/5/15	PR4299	PRJ	LETICIA MARTINEZ	23.46		
65500	MAINSTAY EPPER	3/5/15	PR4300	PRJ	FRANCISCA VARELA	17.34		



Account ID	Account Description	Date	Reference	Jrnl	Trans Description	Debit Amt	Credit Amt	Balance
65500	MAINSTAY EPPER	3/5/15	PR4301	PRJ	JOEL APODACA	23.46		
65500	MAINSTAY EPPER	3/5/15	PR4302	PRJ	JESUS CHACON	18.16		
65500	MAINSTAY EPPER	3/5/15	PR4303	PRJ	JOSE F. ESCOBAR	29.75		
65500	MAINSTAY EPPER	3/5/15	PR4305	PRJ	ISMAEL ORTIZ	54.88		
65500	MAINSTAY EPPER	3/5/15	PR4306	PRJ	SILVESTRE SUAREZ	23.46		
65500	MAINSTAY EPPER	3/5/15	PR4307	PRJ	MARTIN MADRID	44.34		
65500	MAINSTAY EPPER	3/5/15	PR4308	PRJ	MIKE L. TERRAZAS JR	58.85		
65500	MAINSTAY EPPER	3/12/15	PR4309	PRJ	PRISCILLA CASILLAS	19.90		
65500	MAINSTAY EPPER	3/12/15	PR4310	PRJ	PATRICIA CRUZ	25.50		
65500	MAINSTAY EPPER	3/12/15	PR4311	PRJ	LETICIA MARTINEZ	23.46		
65500	MAINSTAY EPPER	3/12/15	PR4312	PRJ	FRANCISCA VARELA	17.34		
65500	MAINSTAY EPPER	3/12/15	PR4313	PRJ	JOEL APODACA	48.98		
65500	MAINSTAY EPPER	3/12/15	PR4314	PRJ	JESUS CHACON	19.74		
65500	MAINSTAY EPPER	3/12/15	PR4315	PRJ	JOSE F. ESCOBAR	30.17		
65500	MAINSTAY EPPER	3/12/15	PR4317	PRJ	ISMAEL ORTIZ	26.59		
65500	MAINSTAY EPPER	3/12/15	PR4318	PRJ	SILVESTRE SUAREZ	24.16		
65500	MAINSTAY EPPER	3/12/15	PR4319	PRJ	MARTIN MADRID	44.34		
65500	MAINSTAY EPPER	3/12/15	PR4320	PRJ	MIKE L. TERRAZAS JR	58.85		
65500	MAINSTAY EPPER	3/12/15	PR4321	PRJ	SILVESTRE SUAREZ	23.46		
65500	MAINSTAY EPPER	3/19/15	PR4322	PRJ	PRISCILLA CASILLAS	19.90		
65500	MAINSTAY EPPER	3/19/15	PR4323	PRJ	PATRICIA CRUZ	25.50		
65500	MAINSTAY EPPER	3/19/15	PR4324	PRJ	LETICIA MARTINEZ	23.46		
65500	MAINSTAY EPPER	3/19/15	PR4325	PRJ	FRANCISCA VARELA	17.34		
65500	MAINSTAY EPPER	3/19/15	PR4326	PRJ	JOEL APODACA	51.49		
65500	MAINSTAY EPPER	3/19/15	PR4327	PRJ	JESUS CHACON	18.54		
65500	MAINSTAY EPPER	3/19/15	PR4328	PRJ	JOSE F. ESCOBAR	28.56		
65500	MAINSTAY EPPER	3/19/15	PR4330	PRJ	ISMAEL ORTIZ	25.50		
65500	MAINSTAY EPPER	3/19/15	PR4331	PRJ	SILVESTRE SUAREZ	23.46		
65500	MAINSTAY EPPER	3/19/15	PR4332	PRJ	MARTIN MADRID	44.34		
65500	MAINSTAY EPPER	3/19/15	PR4333	PRJ	MIKE L. TERRAZAS JR	58.85		
65500	MAINSTAY EPPER	3/26/15	PR4334	PRJ	PRISCILLA CASILLAS	20.27		
65500	MAINSTAY EPPER	3/26/15	PR4335	PRJ	PATRICIA CRUZ	25.50		
65500	MAINSTAY EPPER	3/26/15	PR4336	PRJ	LETICIA MARTINEZ	23.64		
65500	MAINSTAY EPPER	3/26/15	PR4337	PRJ	FRANCISCA VARELA	17.66		
65500	MAINSTAY EPPER	3/26/15	PR4338	PRJ	JOEL APODACA	24.34		
65500	MAINSTAY EPPER	3/26/15	PR4339	PRJ	JESUS CHACON	40.39		
65500	MAINSTAY EPPER	3/26/15	PR4340	PRJ	JOSE F. ESCOBAR	28.56		
65500	MAINSTAY EPPER	3/26/15	PR4342	PRJ	ISMAEL ORTIZ	28.45		
65500	MAINSTAY EPPER	3/26/15	PR4343	PRJ	SILVESTRE SUAREZ	23.46		
65500	MAINSTAY EPPER	3/26/15	PR4344	PRJ	MARTIN MADRID	44.34		
65500	MAINSTAY EPPER	3/26/15	PR4345	PRJ	MIKE L. TERRAZAS JR	58.85		
65500	MAINSTAY EPPER	3/26/15	PR4346	PRJ	HILARIA R. GARCIA	165.75		
65500	MAINSTAY EPPER				Current Period Change	1,539.74		1,539.74
65500	MAINSTAY EPPER	4/1/15			Beginning Balance			4,684.01
65500	MAINSTAY EPPER	4/2/15	PR4347	PRJ	PRISCILLA CASILLAS	19.90		
65500	MAINSTAY EPPER	4/2/15	PR4348	PRJ	PATRICIA CRUZ	25.50		
65500	MAINSTAY EPPER	4/2/15	PR4349	PRJ	LETICIA MARTINEZ	25.22		
65500	MAINSTAY EPPER	4/2/15	PR4350	PRJ	FRANCISCA VARELA	17.34		
65500	MAINSTAY EPPER	4/2/15	PR4351	PRJ	JOEL APODACA	52.06		
65500	MAINSTAY EPPER	4/2/15	PR4352	PRJ	JESUS CHACON	19.69		

Account ID	Account Description	Date	Reference	Jrnl	Trans Description	Debit Amt	Credit Amt	Balance
65500	MAINSTAY EPPER	4/2/15	PR4353	PRJ	JOSE F. ESCOBAR	28.56		
65500	MAINSTAY EPPER	4/2/15	PR4355	PRJ	ISMAEL ORTIZ	25.50		
65500	MAINSTAY EPPER	4/2/15	PR4356	PRJ	SILVESTRE SUAREZ	23.46		
65500	MAINSTAY EPPER	4/2/15	PR4357	PRJ	MARTIN MADRID	44.34		
65500	MAINSTAY EPPER	4/2/15	PR4358	PRJ	MIKE L. TERRAZAS JR	58.85		
65500	MAINSTAY EPPER	4/9/15	PR4359	PRJ	PRISCILLA CASILLAS	19.90		
65500	MAINSTAY EPPER	4/9/15	PR4360	PRJ	PATRICIA CRUZ	25.50		
65500	MAINSTAY EPPER	4/9/15	PR4361	PRJ	LETICIA MARTINEZ	23.46		
65500	MAINSTAY EPPER	4/9/15	PR4362	PRJ	FRANCISCA VARELA	17.34		
65500	MAINSTAY EPPER	4/9/15	PR4363	PRJ	JOEL APODACA	23.46		
65500	MAINSTAY EPPER	4/9/15	PR4364	PRJ	JESUS CHACON	18.00		
65500	MAINSTAY EPPER	4/9/15	PR4365	PRJ	JOSE F. ESCOBAR	28.56		
65500	MAINSTAY EPPER	4/9/15	PR4367	PRJ	ISMAEL ORTIZ	51.64		
65500	MAINSTAY EPPER	4/9/15	PR4368	PRJ	SILVESTRE SUAREZ	23.46		
65500	MAINSTAY EPPER	4/9/15	PR4369	PRJ	MARTIN MADRID	44.34		
65500	MAINSTAY EPPER	4/9/15	PR4370	PRJ	MIKE L. TERRAZAS JR	58.85		
65500	MAINSTAY EPPER	4/16/15	PR4371	PRJ	PRISCILLA CASILLAS	19.90		
65500	MAINSTAY EPPER	4/16/15	PR4372	PRJ	PATRICIA CRUZ	25.50		
65500	MAINSTAY EPPER	4/16/15	PR4373	PRJ	LETICIA MARTINEZ	23.46		
65500	MAINSTAY EPPER	4/16/15	PR4374	PRJ	FRANCISCA VARELA	17.34		
65500	MAINSTAY EPPER	4/16/15	PR4375	PRJ	JOEL APODACA	24.72		
65500	MAINSTAY EPPER	4/16/15	PR4376	PRJ	JESUS CHACON	18.00		
65500	MAINSTAY EPPER	4/16/15	PR4377	PRJ	JOSE F. ESCOBAR	28.56		
65500	MAINSTAY EPPER	4/16/15	PR4378	PRJ	ISMAEL ORTIZ	28.29		
65500	MAINSTAY EPPER	4/16/15	PR4379	PRJ	SILVESTRE SUAREZ	47.67		
65500	MAINSTAY EPPER	4/16/15	PR4380	PRJ	MARTIN MADRID	44.34		
65500	MAINSTAY EPPER	4/16/15	PR4381	PRJ	MIKE L. TERRAZAS JR	58.85		
65500	MAINSTAY EPPER	4/23/15	PR4382	PRJ	PRISCILLA CASILLAS	19.90		
65500	MAINSTAY EPPER	4/23/15	PR4383	PRJ	PATRICIA CRUZ	25.50		
65500	MAINSTAY EPPER	4/23/15	PR4384	PRJ	LETICIA MARTINEZ	23.46		
65500	MAINSTAY EPPER	4/23/15	PR4385	PRJ	FRANCISCA VARELA	17.34		
65500	MAINSTAY EPPER	4/23/15	PR4386	PRJ	JOEL APODACA	23.46		
65500	MAINSTAY EPPER	4/23/15	PR4387	PRJ	JESUS CHACON	18.00		
65500	MAINSTAY EPPER	4/23/15	PR4388	PRJ	JOSE F. ESCOBAR	58.76		
65500	MAINSTAY EPPER	4/23/15	PR4389	PRJ	ISMAEL ORTIZ	25.50		
65500	MAINSTAY EPPER	4/23/15	PR4390	PRJ	SILVESTRE SUAREZ	23.68		
65500	MAINSTAY EPPER	4/23/15	PR4391	PRJ	MARTIN MADRID	44.34		
65500	MAINSTAY EPPER	4/23/15	PR4392	PRJ	MIKE L. TERRAZAS JR	58.85		
65500	MAINSTAY EPPER	4/30/15	PR4393	PRJ	PRISCILLA CASILLAS	20.21		
65500	MAINSTAY EPPER	4/30/15	PR4394	PRJ	PATRICIA CRUZ	25.50		
65500	MAINSTAY EPPER	4/30/15	PR4395	PRJ	LETICIA MARTINEZ	23.68		
65500	MAINSTAY EPPER	4/30/15	PR4396	PRJ	FRANCISCA VARELA	17.55		
65500	MAINSTAY EPPER	4/30/15	PR4397	PRJ	JOEL APODACA	23.46		
65500	MAINSTAY EPPER	4/30/15	PR4398	PRJ	JESUS CHACON	35.55		
65500	MAINSTAY EPPER	4/30/15	PR4399	PRJ	JOSE F. ESCOBAR	28.56		
65500	MAINSTAY EPPER	4/30/15	PR4401	PRJ	ISMAEL ORTIZ	25.50		
65500	MAINSTAY EPPER	4/30/15	PR4402	PRJ	SILVESTRE SUAREZ	23.46		
65500	MAINSTAY EPPER	4/30/15	PR4403	PRJ	MARTIN MADRID	44.34		
65500	MAINSTAY EPPER	4/30/15	PR4404	PRJ	MIKE L. TERRAZAS JR	58.85		
65500	MAINSTAY EPPER	4/30/15	PR4405	PRJ	JOEL APODACA	5.87		

Account ID	Account Description	Date	Reference	Jrnl	Trans Description	Debit Amt	Credit Amt	Balance
65500	MAINSTAY EPPER	4/30/15	PR4406	PRJ	HILARIA R. GARCIA	165.75		
65500	MAINSTAY EPPER				Current Period Change	1,848.63		1,848.63
65500	MAINSTAY EPPER	5/1/15			Beginning Balance			6,532.64
65500	MAINSTAY EPPER	5/7/15	PR4407	PRJ	PRISCILLA CASILLAS	20.27		
65500	MAINSTAY EPPER	5/7/15	PR4408	PRJ	PATRICIA CRUZ	25.50		
65500	MAINSTAY EPPER	5/7/15	PR4409	PRJ	LETICIA MARTINEZ	23.46		
65500	MAINSTAY EPPER	5/7/15	PR4410	PRJ	FRANCISCA VARELA	17.34		
65500	MAINSTAY EPPER	5/7/15	PR4411	PRJ	JOEL APODACA	46.78		
65500	MAINSTAY EPPER	5/7/15	PR4412	PRJ	JESUS CHACON	18.23		
65500	MAINSTAY EPPER	5/7/15	PR4413	PRJ	JOSE F. ESCOBAR	29.45		
65500	MAINSTAY EPPER	5/7/15	PR4415	PRJ	ISMAEL ORTIZ	25.50		
65500	MAINSTAY EPPER	5/7/15	PR4416	PRJ	SILVESTRE SUAREZ	23.90		
65500	MAINSTAY EPPER	5/7/15	PR4417	PRJ	MARTIN MADRID	44.34		
65500	MAINSTAY EPPER	5/7/15	PR4418	PRJ	MIKE L. TERRAZAS JR	58.85		
65500	MAINSTAY EPPER	5/7/15	PR4419	PRJ	PATRICIA CRUZ	26.78		
65500	MAINSTAY EPPER	5/14/15	PR4420	PRJ	PRISCILLA CASILLAS	20.90		
65500	MAINSTAY EPPER	5/14/15	PR4421	PRJ	LETICIA MARTINEZ	24.64		
65500	MAINSTAY EPPER	5/14/15	PR4422	PRJ	FRANCISCA VARELA	18.20		
65500	MAINSTAY EPPER	5/14/15	PR4423	PRJ	JOEL APODACA	24.64		
65500	MAINSTAY EPPER	5/14/15	PR4424	PRJ	JESUS CHACON	39.48		
65500	MAINSTAY EPPER	5/14/15	PR4425	PRJ	JOSE F. ESCOBAR	33.83		
65500	MAINSTAY EPPER	5/14/15	PR4427	PRJ	ISMAEL ORTIZ	28.21		
65500	MAINSTAY EPPER	5/14/15	PR4428	PRJ	SILVESTRE SUAREZ	25.51		
65500	MAINSTAY EPPER	5/14/15	PR4429	PRJ	MARTIN MADRID	46.55		
65500	MAINSTAY EPPER	5/14/15	PR4430	PRJ	MIKE L. TERRAZAS JR	61.79		
65500	MAINSTAY EPPER	5/21/15	PR4431	PRJ	PRISCILLA CASILLAS	20.90		
65500	MAINSTAY EPPER	5/21/15	PR4432	PRJ	PATRICIA CRUZ	26.78		
65500	MAINSTAY EPPER	5/21/15	PR4433	PRJ	LETICIA MARTINEZ	24.64		
65500	MAINSTAY EPPER	5/21/15	PR4434	PRJ	FRANCISCA VARELA	18.20		
65500	MAINSTAY EPPER	5/21/15	PR4435	PRJ	JOEL APODACA	24.64		
65500	MAINSTAY EPPER	5/21/15	PR4436	PRJ	JESUS CHACON	18.90		
65500	MAINSTAY EPPER	5/21/15	PR4437	PRJ	JOSE F. ESCOBAR	29.98		
65500	MAINSTAY EPPER	5/21/15	PR4439	PRJ	ISMAEL ORTIZ	26.78		
65500	MAINSTAY EPPER	5/21/15	PR4440	PRJ	SILVESTRE SUAREZ	49.59		
65500	MAINSTAY EPPER	5/21/15	PR4441	PRJ	MARTIN MADRID	46.55		
65500	MAINSTAY EPPER	5/21/15	PR4442	PRJ	MIKE L. TERRAZAS JR	61.79		
65500	MAINSTAY EPPER	5/21/15	PR4443	PRJ	LETICIA MARTINEZ	12.32		
65500	MAINSTAY EPPER	5/21/15	PR4444	PRJ	JOEL APODACA	24.64		
65500	MAINSTAY EPPER	5/28/15	PR4445	PRJ	PRISCILLA CASILLAS	20.90		
65500	MAINSTAY EPPER	5/28/15	PR4446	PRJ	PATRICIA CRUZ	26.78		
65500	MAINSTAY EPPER	5/28/15	PR4447	PRJ	LETICIA MARTINEZ	24.64		
65500	MAINSTAY EPPER	5/28/15	PR4448	PRJ	FRANCISCA VARELA	18.20		
65500	MAINSTAY EPPER	5/28/15	PR4449	PRJ	JOEL APODACA	24.64		
65500	MAINSTAY EPPER	5/28/15	PR4450	PRJ	JESUS CHACON	18.90		
65500	MAINSTAY EPPER	5/28/15	PR4451	PRJ	JOSE F. ESCOBAR	69.63		
65500	MAINSTAY EPPER	5/28/15	PR4453	PRJ	ISMAEL ORTIZ	27.78		
65500	MAINSTAY EPPER	5/28/15	PR4454	PRJ	SILVESTRE SUAREZ	24.64		
65500	MAINSTAY EPPER	5/28/15	PR4455	PRJ	MARTIN MADRID	46.55		
65500	MAINSTAY EPPER	5/28/15	PR4456	PRJ	MIKE L. TERRAZAS JR	61.79		
65500	MAINSTAY EPPER	5/28/15	PR4457	PRJ	HILARIA R. GARCIA	174.04		

Account ID	Account Description	Date	Reference	Jrnl	Trans Description	Debit Amt	Credit Amt	Balance
65500	MAINSTAY EPPER				Current Period Change	1,608.35		1,608.35
65500	MAINSTAY EPPER	6/1/15			Beginning Balance			8,140.99
65500	MAINSTAY EPPER	6/4/15	PR4458	PRJ	PRISCILLA CASILLAS	20.90		
65500	MAINSTAY EPPER	6/4/15	PR4459	PRJ	PATRICIA CRUZ	26.78		
65500	MAINSTAY EPPER	6/4/15	PR4460	PRJ	LETICIA MARTINEZ	24.64		
65500	MAINSTAY EPPER	6/4/15	PR4461	PRJ	FRANCISCA VARELA	18.20		
65500	MAINSTAY EPPER	6/4/15	PR4462	PRJ	JOEL APODACA	27.15		
65500	MAINSTAY EPPER	6/4/15	PR4463	PRJ	JESUS CHACON	42.70		
65500	MAINSTAY EPPER	6/4/15	PR4464	PRJ	JOSE F. ESCOBAR	29.98		
65500	MAINSTAY EPPER	6/4/15	PR4466	PRJ	ISMAEL ORTIZ	30.13		
65500	MAINSTAY EPPER	6/4/15	PR4467	PRJ	SILVESTRE SUAREZ	25.87		
65500	MAINSTAY EPPER	6/4/15	PR4468	PRJ	MARTIN MADRID	46.55		
65500	MAINSTAY EPPER	6/4/15	PR4469	PRJ	MIKE L. TERRAZAS JR	61.79		
65500	MAINSTAY EPPER	6/11/15	PR4470	PRJ	PRISCILLA CASILLAS	20.90		
65500	MAINSTAY EPPER	6/11/15	PR4471	PRJ	PATRICIA CRUZ	26.78		
65500	MAINSTAY EPPER	6/11/15	PR4472	PRJ	LETICIA MARTINEZ	26.49		
65500	MAINSTAY EPPER	6/11/15	PR4473	PRJ	FRANCISCA VARELA	18.20		
65500	MAINSTAY EPPER	6/11/15	PR4474	PRJ	JOEL APODACA	46.20		
65500	MAINSTAY EPPER	6/11/15	PR4475	PRJ	JESUS CHACON	18.90		
65500	MAINSTAY EPPER	6/11/15	PR4476	PRJ	JOSE F. ESCOBAR	29.98		
65500	MAINSTAY EPPER	6/11/15	PR4477	PRJ	ISMAEL ORTIZ	27.23		
65500	MAINSTAY EPPER	6/11/15	PR4478	PRJ	SILVESTRE SUAREZ	25.03		
65500	MAINSTAY EPPER	6/11/15	PR4479	PRJ	MARTIN MADRID	46.55		
65500	MAINSTAY EPPER	6/11/15	PR4480	PRJ	MIKE L. TERRAZAS JR	61.79		
65500	MAINSTAY EPPER	6/11/15	PR4481	PRJ	LETICIA MARTINEZ	24.64		
65500	MAINSTAY EPPER	6/18/15	PR4482	PRJ	PRISCILLA CASILLAS	20.90		
65500	MAINSTAY EPPER	6/18/15	PR4483	PRJ	PATRICIA CRUZ	26.78		
65500	MAINSTAY EPPER	6/18/15	PR4484	PRJ	LETICIA MARTINEZ	26.18		
65500	MAINSTAY EPPER	6/18/15	PR4485	PRJ	FRANCISCA VARELA	18.20		
65500	MAINSTAY EPPER	6/18/15	PR4486	PRJ	JOEL APODACA	24.64		
65500	MAINSTAY EPPER	6/18/15	PR4487	PRJ	JESUS CHACON	18.90		
65500	MAINSTAY EPPER	6/18/15	PR4488	PRJ	JOSE F. ESCOBAR	29.98		
65500	MAINSTAY EPPER	6/18/15	PR4489	PRJ	ISMAEL ORTIZ	52.90		
65500	MAINSTAY EPPER	6/18/15	PR4490	PRJ	SILVESTRE SUAREZ	24.64		
65500	MAINSTAY EPPER	6/18/15	PR4491	PRJ	MARTIN MADRID	46.55		
65500	MAINSTAY EPPER	6/18/15	PR4492	PRJ	MIKE L. TERRAZAS JR	61.79		
65500	MAINSTAY EPPER	6/25/15	PR4493	PRJ	PRISCILLA CASILLAS	20.90		
65500	MAINSTAY EPPER	6/25/15	PR4494	PRJ	PATRICIA CRUZ	26.78		
65500	MAINSTAY EPPER	6/25/15	PR4495	PRJ	FRANCISCA VARELA	18.20		
65500	MAINSTAY EPPER	6/25/15	PR4496	PRJ	JOEL APODACA	24.64		
65500	MAINSTAY EPPER	6/25/15	PR4497	PRJ	JESUS CHACON	18.90		
65500	MAINSTAY EPPER	6/25/15	PR4498	PRJ	JOSE F. ESCOBAR	29.98		
65500	MAINSTAY EPPER	6/25/15	PR4499	PRJ	ISMAEL ORTIZ	27.78		
65500	MAINSTAY EPPER	6/25/15	PR4500	PRJ	SILVESTRE SUAREZ	51.48		
65500	MAINSTAY EPPER	6/25/15	PR4501	PRJ	MARTIN MADRID	46.55		
65500	MAINSTAY EPPER	6/25/15	PR4502	PRJ	MIKE L. TERRAZAS JR	61.79		
65500	MAINSTAY EPPER	6/25/15	PR4503	PRJ	HILARIA R. GARCIA	174.04		
65500	MAINSTAY EPPER				Current Period Change	1,579.88		1,579.88
65500	MAINSTAY EPPER	7/1/15			Beginning Balance			9,720.87
65500	MAINSTAY EPPER	7/2/15	PR4504	PRJ	ISMAEL ORTIZ	26.78		

Account ID	Account Description	Date	Reference	Jrnl	Trans Description	Debit Amt	Credit Amt	Balance
65500	MAINSTAY EPPER	7/2/15	PR4505	PRJ	PRISCILLA CASILLAS	21.04		
65500	MAINSTAY EPPER	7/2/15	PR4506	PRJ	PATRICIA CRUZ	26.78		
65500	MAINSTAY EPPER	7/2/15	PR4507	PRJ	LETICIA MARTINEZ	25.24		
65500	MAINSTAY EPPER	7/2/15	PR4508	PRJ	FRANCISCA VARELA	18.36		
65500	MAINSTAY EPPER	7/2/15	PR4509	PRJ	JOEL APODACA	24.64		
65500	MAINSTAY EPPER	7/2/15	PR4510	PRJ	JESUS CHACON	18.90		
65500	MAINSTAY EPPER	7/2/15	PR4511	PRJ	JOSE F. ESCOBAR	61.47		
65500	MAINSTAY EPPER	7/2/15	PR4512	PRJ	SILVESTRE SUAREZ	24.64		
65500	MAINSTAY EPPER	7/2/15	PR4513	PRJ	MARTIN MADRID	46.55		
65500	MAINSTAY EPPER	7/2/15	PR4514	PRJ	MIKE L. TERRAZAS JR	61.79		
65500	MAINSTAY EPPER	7/2/15	PR4515	PRJ	PRISCILLA CASILLAS	20.90		
65500	MAINSTAY EPPER	7/2/15	PR4516	PRJ	MARTIN MADRID	46.55		
65500	MAINSTAY EPPER	7/9/15	PR4517	PRJ	PATRICIA CRUZ	26.78		
65500	MAINSTAY EPPER	7/9/15	PR4518	PRJ	LETICIA MARTINEZ	24.95		
65500	MAINSTAY EPPER	7/9/15	PR4519	PRJ	FRANCISCA VARELA	18.20		
65500	MAINSTAY EPPER	7/9/15	PR4520	PRJ	JOEL APODACA	25.77		
65500	MAINSTAY EPPER	7/9/15	PR4521	PRJ	JESUS CHACON	18.90		
65500	MAINSTAY EPPER	7/9/15	PR4522	PRJ	JOSE F. ESCOBAR	32.98		
65500	MAINSTAY EPPER	7/9/15	PR4523	PRJ	ISMAEL ORTIZ	26.78		
65500	MAINSTAY EPPER	7/9/15	PR4524	PRJ	SILVESTRE SUAREZ	56.06		
65500	MAINSTAY EPPER	7/9/15	PR4525	PRJ	MIKE L. TERRAZAS JR	61.79		
65500	MAINSTAY EPPER	7/16/15	PR4526	PRJ	PRISCILLA CASILLAS	20.90		
65500	MAINSTAY EPPER	7/16/15	PR4527	PRJ	PATRICIA CRUZ	26.78		
65500	MAINSTAY EPPER	7/16/15	PR4528	PRJ	LETICIA MARTINEZ	24.64		
65500	MAINSTAY EPPER	7/16/15	PR4529	PRJ	FRANCISCA VARELA	18.20		
65500	MAINSTAY EPPER	7/16/15	PR4530	PRJ	JOEL APODACA	48.66		
65500	MAINSTAY EPPER	7/16/15	PR4531	PRJ	JESUS CHACON	18.90		
65500	MAINSTAY EPPER	7/16/15	PR4532	PRJ	JOSE F. ESCOBAR	29.98		
65500	MAINSTAY EPPER	7/16/15	PR4533	PRJ	ISMAEL ORTIZ	26.78		
65500	MAINSTAY EPPER	7/16/15	PR4534	PRJ	SILVESTRE SUAREZ	24.64		
65500	MAINSTAY EPPER	7/16/15	PR4535	PRJ	MARTIN MADRID	46.55		
65500	MAINSTAY EPPER	7/16/15	PR4536	PRJ	MIKE L. TERRAZAS JR	61.79		
65500	MAINSTAY EPPER	7/16/15	PR4537	PRJ	JESUS CHACON	18.90		
65500	MAINSTAY EPPER	7/23/15	PR4538	PRJ	PRISCILLA CASILLAS	20.90		
65500	MAINSTAY EPPER	7/23/15	PR4539	PRJ	PATRICIA CRUZ	26.78		
65500	MAINSTAY EPPER	7/23/15	PR4540	PRJ	LETICIA MARTINEZ	24.64		
65500	MAINSTAY EPPER	7/23/15	PR4541	PRJ	FRANCISCA VARELA	18.20		
65500	MAINSTAY EPPER	7/23/15	PR4542	PRJ	JOEL APODACA	24.64		
65500	MAINSTAY EPPER	7/23/15	PR4543	PRJ	JOSE F. ESCOBAR	30.19		
65500	MAINSTAY EPPER	7/23/15	PR4544	PRJ	ISMAEL ORTIZ	53.90		
65500	MAINSTAY EPPER	7/23/15	PR4545	PRJ	SILVESTRE SUAREZ	24.64		
65500	MAINSTAY EPPER	7/23/15	PR4546	PRJ	MARTIN MADRID	46.55		
65500	MAINSTAY EPPER	7/23/15	PR4547	PRJ	MIKE L. TERRAZAS JR	61.79		
65500	MAINSTAY EPPER	7/30/15	PR4548	PRJ	PRISCILLA CASILLAS	21.16		
65500	MAINSTAY EPPER	7/30/15	PR4549	PRJ	PATRICIA CRUZ	26.78		
65500	MAINSTAY EPPER	7/30/15	PR4550	PRJ	LETICIA MARTINEZ	25.56		
65500	MAINSTAY EPPER	7/30/15	PR4551	PRJ	FRANCISCA VARELA	18.46		
65500	MAINSTAY EPPER	7/30/15	PR4552	PRJ	JOEL APODACA	24.98		
65500	MAINSTAY EPPER	7/30/15	PR4553	PRJ	JESUS CHACON	18.90		
65500	MAINSTAY EPPER	7/30/15	PR4554	PRJ	JOSE F. ESCOBAR	29.98		

Account ID	Account Description	Date	Reference	Jrnl	Trans Description	Debit Amt	Credit Amt	Balance
65500	MAINSTAY EPPER	7/30/15	PR4555	PRJ	ISMAEL ORTIZ	27.15		
65500	MAINSTAY EPPER	7/30/15	PR4556	PRJ	SILVESTRE SUAREZ	48.66		
65500	MAINSTAY EPPER	7/30/15	PR4557	PRJ	MARTIN MADRID	46.55		
65500	MAINSTAY EPPER	7/30/15	PR4558	PRJ	MIKE L. TERRAZAS JR	61.79		
65500	MAINSTAY EPPER	7/30/15	PR4559	PRJ	HILARIA R. GARCIA	174.04		
65500	MAINSTAY EPPER				Current Period Change	1,938.81		1,938.81
65500	MAINSTAY EPPER	8/1/15			Beginning Balance			11,659.68
65500	MAINSTAY EPPER	8/6/15	PR4560	PRJ	JOEL APODACA	24.64		
65500	MAINSTAY EPPER	8/6/15	PR4561	PRJ	PRISCILLA CASILLAS	22.08		
65500	MAINSTAY EPPER	8/6/15	PR4562	PRJ	PATRICIA CRUZ	26.78		
65500	MAINSTAY EPPER	8/6/15	PR4563	PRJ	LETICIA MARTINEZ	24.64		
65500	MAINSTAY EPPER	8/6/15	PR4564	PRJ	FRANCISCA VARELA	18.20		
65500	MAINSTAY EPPER	8/6/15	PR4565	PRJ	JOEL APODACA	24.64		
65500	MAINSTAY EPPER	8/6/15	PR4566	PRJ	JESUS CHACON	19.49		
65500	MAINSTAY EPPER	8/6/15	PR4567	PRJ	JOSE F. ESCOBAR	59.22		
65500	MAINSTAY EPPER	8/6/15	PR4568	PRJ	ISMAEL ORTIZ	26.78		
65500	MAINSTAY EPPER	8/6/15	PR4569	PRJ	SILVESTRE SUAREZ	24.64		
65500	MAINSTAY EPPER	8/6/15	PR4570	PRJ	MARTIN MADRID	46.55		
65500	MAINSTAY EPPER	8/6/15	PR4571	PRJ	MIKE L. TERRAZAS JR	61.79		
65500	MAINSTAY EPPER	8/6/15	PR4572	PRJ	ISMAEL ORTIZ	26.78		
65500	MAINSTAY EPPER	8/13/15	PR4573	PRJ	PRISCILLA CASILLAS	20.90		
65500	MAINSTAY EPPER	8/13/15	PR4574	PRJ	PATRICIA CRUZ	26.78		
65500	MAINSTAY EPPER	8/13/15	PR4575	PRJ	LETICIA MARTINEZ	24.64		
65500	MAINSTAY EPPER	8/13/15	PR4576	PRJ	FRANCISCA VARELA	18.20		
65500	MAINSTAY EPPER	8/13/15	PR4577	PRJ	JOEL APODACA	24.87		
65500	MAINSTAY EPPER	8/13/15	PR4578	PRJ	JESUS CHACON	38.28		
65500	MAINSTAY EPPER	8/13/15	PR4579	PRJ	JOSE F. ESCOBAR	29.98		
65500	MAINSTAY EPPER	8/13/15	PR4580	PRJ	ISMAEL ORTIZ	26.95		
65500	MAINSTAY EPPER	8/13/15	PR4581	PRJ	SILVESTRE SUAREZ	24.64		
65500	MAINSTAY EPPER	8/13/15	PR4582	PRJ	MARTIN MADRID	46.55		
65500	MAINSTAY EPPER	8/13/15	PR4583	PRJ	MIKE L. TERRAZAS JR	61.79		
65500	MAINSTAY EPPER	8/20/15	PR4584	PRJ	PRISCILLA CASILLAS	20.90		
65500	MAINSTAY EPPER	8/20/15	PR4585	PRJ	PATRICIA CRUZ	26.78		
65500	MAINSTAY EPPER	8/20/15	PR4586	PRJ	LETICIA MARTINEZ	24.64		
65500	MAINSTAY EPPER	8/20/15	PR4587	PRJ	FRANCISCA VARELA	18.20		
65500	MAINSTAY EPPER	8/20/15	PR4588	PRJ	JOEL APODACA	54.21		
65500	MAINSTAY EPPER	8/20/15	PR4589	PRJ	JESUS CHACON	20.55		
65500	MAINSTAY EPPER	8/20/15	PR4590	PRJ	JOSE F. ESCOBAR	29.98		
65500	MAINSTAY EPPER	8/20/15	PR4591	PRJ	ISMAEL ORTIZ	31.13		
65500	MAINSTAY EPPER	8/20/15	PR4592	PRJ	SILVESTRE SUAREZ	28.18		
65500	MAINSTAY EPPER	8/20/15	PR4593	PRJ	MARTIN MADRID	46.55		
65500	MAINSTAY EPPER	8/20/15	PR4594	PRJ	MIKE L. TERRAZAS JR	61.79		
65500	MAINSTAY EPPER	8/27/15	PR4595	PRJ	PRISCILLA CASILLAS	20.90		
65500	MAINSTAY EPPER	8/27/15	PR4596	PRJ	PATRICIA CRUZ	26.78		
65500	MAINSTAY EPPER	8/27/15	PR4597	PRJ	LETICIA MARTINEZ	24.64		
65500	MAINSTAY EPPER	8/27/15	PR4598	PRJ	FRANCISCA VARELA	18.20		
65500	MAINSTAY EPPER	8/27/15	PR4599	PRJ	JOEL APODACA	24.64		
65500	MAINSTAY EPPER	8/27/15	PR4600	PRJ	JESUS CHACON	18.90		
65500	MAINSTAY EPPER	8/27/15	PR4601	PRJ	JOSE F. ESCOBAR	31.10		
65500	MAINSTAY EPPER	8/27/15	PR4602	PRJ	ISMAEL ORTIZ	52.90		

Account ID	Account Description	Date	Reference	Jrnl	Trans Description	Debit Amt	Credit Amt	Balance
65500	MAINSTAY EPPER	8/27/15	PR4603	PRJ	SILVESTRE SUAREZ	24.64		
65500	MAINSTAY EPPER	8/27/15	PR4604	PRJ	MARTIN MADRID	46.55		
65500	MAINSTAY EPPER	8/27/15	PR4605	PRJ	MIKE L. TERRAZAS JR	61.79		
65500	MAINSTAY EPPER	8/27/15	PR4606	PRJ	HILARIA R. GARCIA	174.04		
65500	MAINSTAY EPPER				Current Period Change	1,637.80		1,637.80
65500	MAINSTAY EPPER	9/1/15			Beginning Balance			13,297.48
65500	MAINSTAY EPPER	9/3/15	PR4607	PRJ	PRISCILLA CASILLAS	19.86		
65500	MAINSTAY EPPER	9/3/15	PR4608	PRJ	PATRICIA CRUZ	26.78		
65500	MAINSTAY EPPER	9/3/15	PR4609	PRJ	LETICIA MARTINEZ	26.49		
65500	MAINSTAY EPPER	9/3/15	PR4610	PRJ	FRANCISCA VARELA	18.20		
65500	MAINSTAY EPPER	9/3/15	PR4611	PRJ	JOEL APODACA	24.64		
65500	MAINSTAY EPPER	9/3/15	PR4612	PRJ	JESUS CHACON	19.49		
65500	MAINSTAY EPPER	9/3/15	PR4613	PRJ	JOSE F. ESCOBAR	29.98		
65500	MAINSTAY EPPER	9/3/15	PR4614	PRJ	ISMAEL ORTIZ	26.78		
65500	MAINSTAY EPPER	9/3/15	PR4615	PRJ	SILVESTRE SUAREZ	49.59		
65500	MAINSTAY EPPER	9/3/15	PR4616	PRJ	MARTIN MADRID	46.55		
65500	MAINSTAY EPPER	9/3/15	PR4617	PRJ	MIKE L. TERRAZAS JR	61.79		
65500	MAINSTAY EPPER	9/3/15	PR4618	PRJ	MARTIN MADRID	46.55		
65500	MAINSTAY EPPER	9/10/15	PR4619	PRJ	PRISCILLA CASILLAS	21.16		
65500	MAINSTAY EPPER	9/10/15	PR4620	PRJ	PATRICIA CRUZ	26.78		
65500	MAINSTAY EPPER	9/10/15	PR4621	PRJ	LETICIA MARTINEZ	24.95		
65500	MAINSTAY EPPER	9/10/15	PR4622	PRJ	FRANCISCA VARELA	18.20		
65500	MAINSTAY EPPER	9/10/15	PR4623	PRJ	JOEL APODACA	24.64		
65500	MAINSTAY EPPER	9/10/15	PR4624	PRJ	JESUS CHACON	18.90		
65500	MAINSTAY EPPER	9/10/15	PR4625	PRJ	JOSE F. ESCOBAR	59.22		
65500	MAINSTAY EPPER	9/10/15	PR4626	PRJ	ISMAEL ORTIZ	26.78		
65500	MAINSTAY EPPER	9/10/15	PR4627	PRJ	SILVESTRE SUAREZ	24.64		
65500	MAINSTAY EPPER	9/10/15	PR4628	PRJ	MARTIN MADRID	46.55		
65500	MAINSTAY EPPER	9/10/15	PR4629	PRJ	MIKE L. TERRAZAS JR	61.79		
65500	MAINSTAY EPPER	9/17/15	PR4630	PRJ	PRISCILLA CASILLAS	20.90		
65500	MAINSTAY EPPER	9/17/15	PR4631	PRJ	PATRICIA CRUZ	26.78		
65500	MAINSTAY EPPER	9/17/15	PR4632	PRJ	LETICIA MARTINEZ	24.64		
65500	MAINSTAY EPPER	9/17/15	PR4633	PRJ	FRANCISCA VARELA	18.20		
65500	MAINSTAY EPPER	9/17/15	PR4634	PRJ	JOEL APODACA	24.64		
65500	MAINSTAY EPPER	9/17/15	PR4635	PRJ	JESUS CHACON	41.58		
65500	MAINSTAY EPPER	9/17/15	PR4636	PRJ	JOSE F. ESCOBAR	29.98		
65500	MAINSTAY EPPER	9/17/15	PR4637	PRJ	ISMAEL ORTIZ	26.78		
65500	MAINSTAY EPPER	9/17/15	PR4638	PRJ	SILVESTRE SUAREZ	24.64		
65500	MAINSTAY EPPER	9/17/15	PR4639	PRJ	MARTIN MADRID	46.55		
65500	MAINSTAY EPPER	9/17/15	PR4640	PRJ	MIKE L. TERRAZAS JR	61.79		
65500	MAINSTAY EPPER	9/24/15	PR4641	PRJ	PRISCILLA CASILLAS	20.90		
65500	MAINSTAY EPPER	9/24/15	PR4642	PRJ	PATRICIA CRUZ	26.78		
65500	MAINSTAY EPPER	9/24/15	PR4643	PRJ	LETICIA MARTINEZ	24.64		
65500	MAINSTAY EPPER	9/24/15	PR4644	PRJ	FRANCISCA VARELA	18.20		
65500	MAINSTAY EPPER	9/24/15	PR4645	PRJ	JOEL APODACA	54.21		
65500	MAINSTAY EPPER	9/24/15	PR4646	PRJ	JESUS CHACON	19.43		
65500	MAINSTAY EPPER	9/24/15	PR4647	PRJ	JOSE F. ESCOBAR	30.82		
65500	MAINSTAY EPPER	9/24/15	PR4648	PRJ	ISMAEL ORTIZ	27.90		
65500	MAINSTAY EPPER	9/24/15	PR4649	PRJ	SILVESTRE SUAREZ	25.67		
65500	MAINSTAY EPPER	9/24/15	PR4650	PRJ	MARTIN MADRID	46.55		

Account ID	Account Description	Date	Reference	Jrnl	Trans Description	Debit Amt	Credit Amt	Balance
65500	MAINSTAY EPPER	9/24/15	PR4651	PRJ	MIKE L. TERRAZAS JR	61.79		
65500	MAINSTAY EPPER	9/24/15	PR4652	PRJ	HILARIA R. GARCIA	174.04		
65500	MAINSTAY EPPER				Current Period Change	1,627.72		1,627.72
65500	MAINSTAY EPPER	10/1/15			Beginning Balance			14,925.20
65500	MAINSTAY EPPER	10/1/15	PR4653	PRJ	PRISCILLA CASILLAS	20.38		
65500	MAINSTAY EPPER	10/1/15	PR4654	PRJ	PATRICIA CRUZ	26.78		
65500	MAINSTAY EPPER	10/1/15	PR4655	PRJ	LETICIA MARTINEZ	25.12		
65500	MAINSTAY EPPER	10/1/15	PR4656	PRJ	FRANCISCA VARELA	18.20		
65500	MAINSTAY EPPER	10/1/15	PR4657	PRJ	JOEL APODACA	24.64		
65500	MAINSTAY EPPER	10/1/15	PR4658	PRJ	JESUS CHACON	18.90		
65500	MAINSTAY EPPER	10/1/15	PR4659	PRJ	JOSE F. ESCOBAR	31.76		
65500	MAINSTAY EPPER	10/1/15	PR4660	PRJ	ISMAEL ORTIZ	56.38		
65500	MAINSTAY EPPER	10/1/15	PR4661	PRJ	SILVESTRE SUAREZ	24.64		
65500	MAINSTAY EPPER	10/1/15	PR4662	PRJ	MARTIN MADRID	46.55		
65500	MAINSTAY EPPER	10/1/15	PR4663	PRJ	MIKE L. TERRAZAS JR	61.79		
65500	MAINSTAY EPPER	10/1/15	PR4664	PRJ	FRANCISCA VARELA	18.20		
65500	MAINSTAY EPPER	10/8/15	PR4665	PRJ	PRISCILLA CASILLAS	20.90		
65500	MAINSTAY EPPER	10/8/15	PR4666	PRJ	PATRICIA CRUZ	26.78		
65500	MAINSTAY EPPER	10/8/15	PR4667	PRJ	LETICIA MARTINEZ	24.64		
65500	MAINSTAY EPPER	10/8/15	PR4668	PRJ	JOEL APODACA	25.56		
65500	MAINSTAY EPPER	10/8/15	PR4669	PRJ	JESUS CHACON	19.61		
65500	MAINSTAY EPPER	10/8/15	PR4670	PRJ	JOSE F. ESCOBAR	31.10		
65500	MAINSTAY EPPER	10/8/15	PR4671	PRJ	ISMAEL ORTIZ	27.78		
65500	MAINSTAY EPPER	10/8/15	PR4672	PRJ	SILVESTRE SUAREZ	50.76		
65500	MAINSTAY EPPER	10/8/15	PR4673	PRJ	MARTIN MADRID	46.55		
65500	MAINSTAY EPPER	10/8/15	PR4674	PRJ	MIKE L. TERRAZAS JR	61.79		
65500	MAINSTAY EPPER	10/15/15	PR4675	PRJ	PRISCILLA CASILLAS	20.90		
65500	MAINSTAY EPPER	10/15/15	PR4676	PRJ	PATRICIA CRUZ	26.78		
65500	MAINSTAY EPPER	10/15/15	PR4677	PRJ	LETICIA MARTINEZ	24.64		
65500	MAINSTAY EPPER	10/15/15	PR4678	PRJ	FRANCISCA VARELA	18.20		
65500	MAINSTAY EPPER	10/15/15	PR4679	PRJ	JOEL APODACA	25.56		
65500	MAINSTAY EPPER	10/15/15	PR4680	PRJ	JESUS CHACON	18.90		
65500	MAINSTAY EPPER	10/15/15	PR4681	PRJ	JOSE F. ESCOBAR	61.47		
65500	MAINSTAY EPPER	10/15/15	PR4682	PRJ	ISMAEL ORTIZ	27.78		
65500	MAINSTAY EPPER	10/15/15	PR4683	PRJ	SILVESTRE SUAREZ	24.64		
65500	MAINSTAY EPPER	10/15/15	PR4684	PRJ	MARTIN MADRID	46.55		
65500	MAINSTAY EPPER	10/15/15	PR4685	PRJ	MIKE L. TERRAZAS JR	61.79		
65500	MAINSTAY EPPER	10/22/15	PR4686	PRJ	PRISCILLA CASILLAS	20.90		
65500	MAINSTAY EPPER	10/22/15	PR4687	PRJ	PATRICIA CRUZ	26.78		
65500	MAINSTAY EPPER	10/22/15	PR4688	PRJ	LETICIA MARTINEZ	24.64		
65500	MAINSTAY EPPER	10/22/15	PR4689	PRJ	FRANCISCA VARELA	18.20		
65500	MAINSTAY EPPER	10/22/15	PR4690	PRJ	JOEL APODACA	24.64		
65500	MAINSTAY EPPER	10/22/15	PR4691	PRJ	JESUS CHACON	37.51		
65500	MAINSTAY EPPER	10/22/15	PR4692	PRJ	JOSE F. ESCOBAR	29.98		
65500	MAINSTAY EPPER	10/22/15	PR4693	PRJ	ISMAEL ORTIZ	27.78		
65500	MAINSTAY EPPER	10/22/15	PR4694	PRJ	SILVESTRE SUAREZ	24.87		
65500	MAINSTAY EPPER	10/22/15	PR4695	PRJ	MARTIN MADRID	46.55		
65500	MAINSTAY EPPER	10/22/15	PR4696	PRJ	MIKE L. TERRAZAS JR	61.79		
65500	MAINSTAY EPPER	10/29/15	PR4697	PRJ	PRISCILLA CASILLAS	20.90		
65500	MAINSTAY EPPER	10/29/15	PR4698	PRJ	PATRICIA CRUZ	26.78		



Account ID	Account Description	Date	Reference	Jrnl	Trans Description	Debit Amt	Credit Amt	Balance
65500	MAINSTAY EPPER	10/29/15	PR4699	PRJ	LETICIA MARTINEZ	25.10		
65500	MAINSTAY EPPER	10/29/15	PR4700	PRJ	FRANCISCA VARELA	18.20		
65500	MAINSTAY EPPER	10/29/15	PR4701	PRJ	JOEL APODACA	57.67		
65500	MAINSTAY EPPER	10/29/15	PR4702	PRJ	JESUS CHACON	18.90		
65500	MAINSTAY EPPER	10/29/15	PR4703	PRJ	JOSE F. ESCOBAR	30.73		
65500	MAINSTAY EPPER	10/29/15	PR4704	PRJ	ISMAEL ORTIZ	26.78		
65500	MAINSTAY EPPER	10/29/15	PR4705	PRJ	SILVESTRE SUAREZ	24.95		
65500	MAINSTAY EPPER	10/29/15	PR4706	PRJ	MARTIN MADRID	46.55		
65500	MAINSTAY EPPER	10/29/15	PR4707	PRJ	MIKE L. TERRAZAS JR	61.79		
65500	MAINSTAY EPPER	10/29/15	PR4708	PRJ	HILARIA R. GARCIA	174.04		
65500	MAINSTAY EPPER				Current Period Change	1,942.05		1,942.05
65500	MAINSTAY EPPER	11/1/15			Beginning Balance			16,867.25
65500	MAINSTAY EPPER	11/5/15	PR4709	PRJ	PRISCILLA CASILLAS	20.90		
65500	MAINSTAY EPPER	11/5/15	PR4710	PRJ	PATRICIA CRUZ	26.78		
65500	MAINSTAY EPPER	11/5/15	PR4711	PRJ	LETICIA MARTINEZ	24.64		
65500	MAINSTAY EPPER	11/5/15	PR4712	PRJ	FRANCISCA VARELA	18.20		
65500	MAINSTAY EPPER	11/5/15	PR4713	PRJ	JOEL APODACA	25.56		
65500	MAINSTAY EPPER	11/5/15	PR4714	PRJ	JESUS CHACON	19.72		
65500	MAINSTAY EPPER	11/5/15	PR4715	PRJ	JOSE F. ESCOBAR	32.79		
65500	MAINSTAY EPPER	11/5/15	PR4716	PRJ	ISMAEL ORTIZ	53.90		
65500	MAINSTAY EPPER	11/5/15	PR4717	PRJ	SILVESTRE SUAREZ	24.83		
65500	MAINSTAY EPPER	11/5/15	PR4718	PRJ	MARTIN MADRID	46.55		
65500	MAINSTAY EPPER	11/5/15	PR4719	PRJ	MIKE L. TERRAZAS JR	61.79		
65500	MAINSTAY EPPER	11/12/15	PR4720	PRJ	PRISCILLA CASILLAS	20.90		
65500	MAINSTAY EPPER	11/12/15	PR4721	PRJ	PATRICIA CRUZ	26.78		
65500	MAINSTAY EPPER	11/12/15	PR4722	PRJ	LETICIA MARTINEZ	5.54		
65500	MAINSTAY EPPER	11/12/15	PR4723	PRJ	FRANCISCA VARELA	18.20		
65500	MAINSTAY EPPER	11/12/15	PR4724	PRJ	JOEL APODACA	26.41		
65500	MAINSTAY EPPER	11/12/15	PR4725	PRJ	JESUS CHACON	39.05		
65500	MAINSTAY EPPER	11/12/15	PR4726	PRJ	JOSE F. ESCOBAR	30.54		
65500	MAINSTAY EPPER	11/12/15	PR4727	PRJ	ISMAEL ORTIZ	26.78		
65500	MAINSTAY EPPER	11/12/15	PR4728	PRJ	SILVESTRE SUAREZ	24.64		
65500	MAINSTAY EPPER	11/12/15	PR4729	PRJ	MARTIN MADRID	46.55		
65500	MAINSTAY EPPER	11/12/15	PR4730	PRJ	MIKE L. TERRAZAS JR	61.79		
65500	MAINSTAY EPPER	11/19/15	PR4731	PRJ	PRISCILLA CASILLAS	25.08		
65500	MAINSTAY EPPER	11/19/15	PR4732	PRJ	PATRICIA CRUZ	26.78		
65500	MAINSTAY EPPER	11/19/15	PR4733	PRJ	LETICIA MARTINEZ	24.64		
65500	MAINSTAY EPPER	11/19/15	PR4734	PRJ	FRANCISCA VARELA	18.37		
65500	MAINSTAY EPPER	11/19/15	PR4735	PRJ	JOEL APODACA	48.66		
65500	MAINSTAY EPPER	11/19/15	PR4736	PRJ	JESUS CHACON	21.26		
65500	MAINSTAY EPPER	11/19/15	PR4737	PRJ	JOSE F. ESCOBAR	29.98		
65500	MAINSTAY EPPER	11/19/15	PR4738	PRJ	ISMAEL ORTIZ	27.05		
65500	MAINSTAY EPPER	11/19/15	PR4739	PRJ	SILVESTRE SUAREZ	24.87		
65500	MAINSTAY EPPER	11/19/15	PR4740	PRJ	MARTIN MADRID	46.55		
65500	MAINSTAY EPPER	11/19/15	PR4741	PRJ	MIKE L. TERRAZAS JR	61.79		
65500	MAINSTAY EPPER	11/19/15	PR4742	PRJ	ISMAEL ORTIZ	26.11		
65500	MAINSTAY EPPER	11/25/15	PR4743	PRJ	PRISCILLA CASILLAS	20.90		
65500	MAINSTAY EPPER	11/25/15	PR4744	PRJ	PATRICIA CRUZ	26.78		
65500	MAINSTAY EPPER	11/25/15	PR4745	PRJ	LETICIA MARTINEZ	24.64		
65500	MAINSTAY EPPER	11/25/15	PR4746	PRJ	FRANCISCA VARELA	18.20		

Account ID	Account Description	Date	Reference	Jrnl	Trans Description	Debit Amt	Credit Amt	Balance
65500	MAINSTAY EPPER	11/25/15	PR4747	PRJ	JOEL APODACA	24.64		
65500	MAINSTAY EPPER	11/25/15	PR4748	PRJ	JESUS CHACON	35.44		
65500	MAINSTAY EPPER	11/25/15	PR4749	PRJ	JOSE F. ESCOBAR	29.98		
65500	MAINSTAY EPPER	11/25/15	PR4750	PRJ	ISMAEL ORTIZ	27.20		
65500	MAINSTAY EPPER	11/25/15	PR4751	PRJ	SILVESTRE SUAREZ	25.03		
65500	MAINSTAY EPPER	11/25/15	PR4752	PRJ	MARTIN MADRID	46.55		
65500	MAINSTAY EPPER	11/25/15	PR4753	PRJ	MIKE L. TERRAZAS JR	61.79		
65500	MAINSTAY EPPER	11/25/15	PR4754	PRJ	HILARIA R. GARCIA	174.04		
65500	MAINSTAY EPPER				Current Period Change	1,579.17		1,579.17
65500	MAINSTAY EPPER	12/1/15			Beginning Balance			18,446.42
65500	MAINSTAY EPPER	12/3/15	PR4755	PRJ	PRISCILLA CASILLAS	20.90		
65500	MAINSTAY EPPER	12/3/15	PR4756	PRJ	PATRICIA CRUZ	26.78		
65500	MAINSTAY EPPER	12/3/15	PR4757	PRJ	LETICIA MARTINEZ	24.64		
65500	MAINSTAY EPPER	12/3/15	PR4758	PRJ	FRANCISCA VARELA	18.20		
65500	MAINSTAY EPPER	12/3/15	PR4759	PRJ	JOEL APODACA	60.68		
65500	MAINSTAY EPPER	12/3/15	PR4760	PRJ	JESUS CHACON	18.90		
65500	MAINSTAY EPPER	12/3/15	PR4761	PRJ	JOSE F. ESCOBAR	29.98		
65500	MAINSTAY EPPER	12/3/15	PR4762	PRJ	ISMAEL ORTIZ	26.78		
65500	MAINSTAY EPPER	12/3/15	PR4763	PRJ	SILVESTRE SUAREZ	24.64		
65500	MAINSTAY EPPER	12/3/15	PR4764	PRJ	MARTIN MADRID	46.55		
65500	MAINSTAY EPPER	12/3/15	PR4765	PRJ	MIKE L. TERRAZAS JR	61.79		
65500	MAINSTAY EPPER	12/10/15	PR4766	PRJ	PRISCILLA CASILLAS	20.90		
65500	MAINSTAY EPPER	12/10/15	PR4767	PRJ	PATRICIA CRUZ	26.78		
65500	MAINSTAY EPPER	12/10/15	PR4768	PRJ	LETICIA MARTINEZ	24.64		
65500	MAINSTAY EPPER	12/10/15	PR4769	PRJ	FRANCISCA VARELA	18.20		
65500	MAINSTAY EPPER	12/10/15	PR4770	PRJ	JOEL APODACA	24.64		
65500	MAINSTAY EPPER	12/10/15	PR4771	PRJ	JESUS CHACON	18.90		
65500	MAINSTAY EPPER	12/10/15	PR4772	PRJ	JOSE F. ESCOBAR	29.98		
65500	MAINSTAY EPPER	12/10/15	PR4773	PRJ	ISMAEL ORTIZ	27.78		
65500	MAINSTAY EPPER	12/10/15	PR4774	PRJ	SILVESTRE SUAREZ	40.88		
65500	MAINSTAY EPPER	12/10/15	PR4775	PRJ	MARTIN MADRID	46.55		
65500	MAINSTAY EPPER	12/10/15	PR4776	PRJ	MIKE L. TERRAZAS JR	61.79		
65500	MAINSTAY EPPER	12/17/15	PR4778	PRJ	PRISCILLA CASILLAS	20.90		
65500	MAINSTAY EPPER	12/17/15	PR4779	PRJ	PATRICIA CRUZ	26.78		
65500	MAINSTAY EPPER	12/17/15	PR4780	PRJ	LETICIA MARTINEZ	24.64		
65500	MAINSTAY EPPER	12/17/15	PR4781	PRJ	FRANCISCA VARELA	18.20		
65500	MAINSTAY EPPER	12/17/15	PR4782	PRJ	JOEL APODACA	28.34		
65500	MAINSTAY EPPER	12/17/15	PR4783	PRJ	JESUS CHACON	19.02		
65500	MAINSTAY EPPER	12/17/15	PR4784	PRJ	JOSE F. ESCOBAR	36.54		
65500	MAINSTAY EPPER	12/17/15	PR4785	PRJ	ISMAEL ORTIZ	57.25		
65500	MAINSTAY EPPER	12/17/15	PR4786	PRJ	SILVESTRE SUAREZ	26.18		
65500	MAINSTAY EPPER	12/17/15	PR4787	PRJ	MARTIN MADRID	46.55		
65500	MAINSTAY EPPER	12/17/15	PR4788	PRJ	MIKE L. TERRAZAS JR	61.79		
65500	MAINSTAY EPPER	12/17/15	PR4789	PRJ	MARTIN MADRID	55.86		
65500	MAINSTAY EPPER	12/23/15	PR4790	PRJ	PRISCILLA CASILLAS	33.70		
65500	MAINSTAY EPPER	12/23/15	PR4791	PRJ	PATRICIA CRUZ	38.83		
65500	MAINSTAY EPPER	12/23/15	PR4792	PRJ	LETICIA MARTINEZ	24.64		
65500	MAINSTAY EPPER	12/23/15	PR4793	PRJ	FRANCISCA VARELA	20.48		
65500	MAINSTAY EPPER	12/23/15	PR4794	PRJ	JOEL APODACA	33.19		
65500	MAINSTAY EPPER	12/23/15	PR4795	PRJ	JESUS CHACON	18.90		

Account ID	Account Description	Date	Reference	Jrnl	Trans Description	Debit Amt	Credit Amt	Balance
65500	MAINSTAY EPPER	12/23/15	PR4796	PRJ	JOSE F. ESCOBAR	64.28		
65500	MAINSTAY EPPER	12/23/15	PR4797	PRJ	ISMAEL ORTIZ	26.78		
65500	MAINSTAY EPPER	12/23/15	PR4798	PRJ	SILVESTRE SUAREZ	27.41		
65500	MAINSTAY EPPER	12/23/15	PR4799	PRJ	MARTIN MADRID	46.55		
65500	MAINSTAY EPPER	12/23/15	PR4800	PRJ	MIKE L. TERRAZAS JR	61.79		
65500	MAINSTAY EPPER	12/23/15	PR4801	PRJ	HILARIA R. GARCIA	174.04		
65500	MAINSTAY EPPER	12/23/15	PR4802	PRJ	MARTIN MADRID	46.55		
65500	MAINSTAY EPPER	12/23/15	PR4803	PRJ	MIKE L. TERRAZAS JR	61.79		
65500	MAINSTAY EPPER	12/30/15	PR4804	PRJ	PRISCILLA CASILLAS	20.90		
65500	MAINSTAY EPPER	12/30/15	PR4805	PRJ	PATRICIA CRUZ	26.78		
65500	MAINSTAY EPPER	12/30/15	PR4806	PRJ	LETICIA MARTINEZ	19.71		
65500	MAINSTAY EPPER	12/30/15	PR4807	PRJ	FRANCISCA VARELA	18.20		
65500	MAINSTAY EPPER	12/30/15	PR4808	PRJ	JOEL APODACA	24.84		
65500	MAINSTAY EPPER	12/30/15	PR4809	PRJ	JESUS CHACON	46.46		
65500	MAINSTAY EPPER	12/30/15	PR4810	PRJ	JOSE F. ESCOBAR	29.98		
65500	MAINSTAY EPPER	12/30/15	PR4811	PRJ	ISMAEL ORTIZ	26.98		
65500	MAINSTAY EPPER	12/30/15	PR4812	PRJ	SILVESTRE SUAREZ	24.64		
65500	MAINSTAY EPPER	12/30/15	PR4813	PRJ	MARTIN MADRID	46.55		
65500	MAINSTAY EPPER	12/30/15	PR4814	PRJ	MIKE L. TERRAZAS JR	61.79		
65500	MAINSTAY EPPER	12/31/15	BIX2015-12	GENJ	TO AGREE TO MAINSTAY INVOICE & TOTAL BILLED FOR THE YEAR	4,585.11		
65500	MAINSTAY EPPER				Current Period Change	6,733.80		6,733.80
		12/31/15			Ending Balance			25,180.22
70000	DEPRECIATION EXP-Water	1/1/15			Beginning Balance			
70000	DEPRECIATION EXP-Water	1/1/15	JE 2015-01	GENJ	Depreciation Expense - Water	25,344.17		
70000	DEPRECIATION EXP-Water				Current Period Change	25,344.17		25,344.17
70000	DEPRECIATION EXP-Water	2/1/15			Beginning Balance			25,344.17
70000	DEPRECIATION EXP-Water	2/1/15	JE 2015-02	GENJ	Depreciation Expense - Water	25,344.17		
70000	DEPRECIATION EXP-Water				Current Period Change	25,344.17		25,344.17
70000	DEPRECIATION EXP-Water	3/1/15			Beginning Balance			50,688.34
70000	DEPRECIATION EXP-Water	3/1/15	JE 2015-03	GENJ	Depreciation Expense - Water	25,344.17		
70000	DEPRECIATION EXP-Water				Current Period Change	25,344.17		25,344.17
70000	DEPRECIATION EXP-Water	4/1/15			Beginning Balance			76,032.51
70000	DEPRECIATION EXP-Water	4/1/15	JE 2015-04	GENJ	Depreciation Expense - Water	25,344.17		
70000	DEPRECIATION EXP-Water				Current Period Change	25,344.17		25,344.17
70000	DEPRECIATION EXP-Water	5/1/15			Beginning Balance			101,376.68
70000	DEPRECIATION EXP-Water	5/1/15	JE 2015-05	GENJ	Depreciation Expense - Water	25,344.17		
70000	DEPRECIATION EXP-Water				Current Period Change	25,344.17		25,344.17
70000	DEPRECIATION EXP-Water	6/1/15			Beginning Balance			126,720.85
70000	DEPRECIATION EXP-Water	6/1/15	JE 2015-06	GENJ	Depreciation Expense - Water	25,344.17		
70000	DEPRECIATION EXP-Water				Current Period Change	25,344.17		25,344.17
70000	DEPRECIATION EXP-Water	7/1/15			Beginning Balance			152,065.02
70000	DEPRECIATION EXP-Water	7/1/15	JE 2015-07	GENJ	Depreciation Expense - Water	25,344.17		
70000	DEPRECIATION EXP-Water				Current Period Change	25,344.17		25,344.17
70000	DEPRECIATION EXP-Water	8/1/15			Beginning Balance			177,409.19
70000	DEPRECIATION EXP-Water	8/1/15	JE 2015-08	GENJ	Depreciation Expense - Water	25,344.17		
70000	DEPRECIATION EXP-Water				Current Period Change	25,344.17		25,344.17
70000	DEPRECIATION EXP-Water	9/1/15			Beginning Balance			202,753.36
70000	DEPRECIATION EXP-Water	9/1/15	JE 2015-09	GENJ	Depreciation Expense - Water	25,344.17		
70000	DEPRECIATION EXP-Water				Current Period Change	25,344.17		25,344.17

Account ID	Account Description	Date	Reference	Jrnl	Trans Description	Debit Amt	Credit Amt	Balance
70000	DEPRECIATION EXP-Water	10/1/15			Beginning Balance			228,097.53
70000	DEPRECIATION EXP-Water	10/1/15	JE 2015-10	GENJ	Depreciation Expense - Water	25,344.17		
70000	DEPRECIATION EXP-Water				Current Period Change	25,344.17		25,344.17
70000	DEPRECIATION EXP-Water	11/1/15			Beginning Balance			253,441.70
70000	DEPRECIATION EXP-Water	11/1/15	JE 2015-11	GENJ	Depreciation Expense - Water	25,344.17		
70000	DEPRECIATION EXP-Water				Current Period Change	25,344.17		25,344.17
70000	DEPRECIATION EXP-Water	12/1/15			Beginning Balance			278,785.87
70000	DEPRECIATION EXP-Water	12/1/15	JE 2015-12	GENJ	Depreciation Expense - Water	25,344.17		
70000	DEPRECIATION EXP-Water	12/31/15	BIX2015-23	GENJ	TO AGREE TO LACERTE DEPRECIATION SCHEDULE	5,155.49		
70000	DEPRECIATION EXP-Water				Current Period Change	30,499.66		30,499.66
		<b>12/31/15</b>			<b>Ending Balance</b>			<b>309,285.53</b>
70100	DEPRECIATION EXP-Sewer	1/1/15			Beginning Balance			
70100	DEPRECIATION EXP-Sewer	1/1/15	JE 2015-01	GENJ	Depreciation Expense - Sewer	31,591.17		
70100	DEPRECIATION EXP-Sewer				Current Period Change	31,591.17		31,591.17
70100	DEPRECIATION EXP-Sewer	2/1/15			Beginning Balance			31,591.17
70100	DEPRECIATION EXP-Sewer	2/1/15	JE 2015-02	GENJ	Depreciation Expense - Sewer	31,591.17		
70100	DEPRECIATION EXP-Sewer				Current Period Change	31,591.17		31,591.17
70100	DEPRECIATION EXP-Sewer	3/1/15			Beginning Balance			63,182.34
70100	DEPRECIATION EXP-Sewer	3/1/15	JE 2015-03	GENJ	Depreciation Expense - Sewer	31,591.17		
70100	DEPRECIATION EXP-Sewer				Current Period Change	31,591.17		31,591.17
70100	DEPRECIATION EXP-Sewer	4/1/15			Beginning Balance			94,773.51
70100	DEPRECIATION EXP-Sewer	4/1/15	JE 2015-04	GENJ	Depreciation Expense - Sewer	31,591.17		
70100	DEPRECIATION EXP-Sewer				Current Period Change	31,591.17		31,591.17
70100	DEPRECIATION EXP-Sewer	5/1/15			Beginning Balance			126,364.68
70100	DEPRECIATION EXP-Sewer	5/1/15	JE 2015-05	GENJ	Depreciation Expense - Sewer	31,591.17		
70100	DEPRECIATION EXP-Sewer				Current Period Change	31,591.17		31,591.17
70100	DEPRECIATION EXP-Sewer	6/1/15			Beginning Balance			157,955.85
70100	DEPRECIATION EXP-Sewer	6/1/15	JE 2015-06	GENJ	Depreciation Expense - Sewer	31,591.17		
70100	DEPRECIATION EXP-Sewer				Current Period Change	31,591.17		31,591.17
70100	DEPRECIATION EXP-Sewer	7/1/15			Beginning Balance			189,547.02
70100	DEPRECIATION EXP-Sewer	7/1/15	JE 2015-07	GENJ	Depreciation Expense - Sewer	31,591.17		
70100	DEPRECIATION EXP-Sewer				Current Period Change	31,591.17		31,591.17
70100	DEPRECIATION EXP-Sewer	8/1/15			Beginning Balance			221,138.19
70100	DEPRECIATION EXP-Sewer	8/1/15	JE 2015-08	GENJ	Depreciation Expense - Sewer	31,591.17		
70100	DEPRECIATION EXP-Sewer				Current Period Change	31,591.17		31,591.17
70100	DEPRECIATION EXP-Sewer	9/1/15			Beginning Balance			252,729.36
70100	DEPRECIATION EXP-Sewer	9/1/15	JE 2015-09	GENJ	Depreciation Expense - Sewer	31,591.17		
70100	DEPRECIATION EXP-Sewer				Current Period Change	31,591.17		31,591.17
70100	DEPRECIATION EXP-Sewer	10/1/15			Beginning Balance			284,320.53
70100	DEPRECIATION EXP-Sewer	10/1/15	JE 2015-10	GENJ	Depreciation Expense - Sewer	31,591.17		
70100	DEPRECIATION EXP-Sewer				Current Period Change	31,591.17		31,591.17
70100	DEPRECIATION EXP-Sewer	11/1/15			Beginning Balance			315,911.70
70100	DEPRECIATION EXP-Sewer	11/1/15	JE 2015-11	GENJ	Depreciation Expense - Sewer	31,591.17		
70100	DEPRECIATION EXP-Sewer				Current Period Change	31,591.17		31,591.17
70100	DEPRECIATION EXP-Sewer	12/1/15			Beginning Balance			347,502.87
70100	DEPRECIATION EXP-Sewer	12/1/15	JE 2015-12	GENJ	Depreciation Expense - Sewer	31,591.17		
70100	DEPRECIATION EXP-Sewer	12/31/15	BIX2015-23	GENJ	TO AGREE TO LACERTE DEPRECIATION SCHEDULE	6,505.73		
70100	DEPRECIATION EXP-Sewer				Current Period Change	38,096.90		38,096.90
		<b>12/31/15</b>			<b>Ending Balance</b>			<b>385,599.77</b>
70200	DEPRECIATION EXP-Other	1/1/15			Beginning Balance			

Account ID	Account Description	Date	Reference	Jrnl	Trans Description	Debit Amt	Credit Amt	Balance
70200	DEPRECIATION EXP-Other	1/1/15	JE 2015-01	GENJ	Depreciation Expense - Other	3,539.58		
70200	DEPRECIATION EXP-Other				Current Period Change	3,539.58		3,539.58
70200	DEPRECIATION EXP-Other	2/1/15			Beginning Balance			3,539.58
70200	DEPRECIATION EXP-Other	2/1/15	JE 2015-02	GENJ	Depreciation Expense - Other	3,539.58		
70200	DEPRECIATION EXP-Other				Current Period Change	3,539.58		3,539.58
70200	DEPRECIATION EXP-Other	3/1/15			Beginning Balance			7,079.16
70200	DEPRECIATION EXP-Other	3/1/15	JE 2015-03	GENJ	Depreciation Expense - Other	3,539.58		
70200	DEPRECIATION EXP-Other				Current Period Change	3,539.58		3,539.58
70200	DEPRECIATION EXP-Other	4/1/15			Beginning Balance			10,618.74
70200	DEPRECIATION EXP-Other	4/1/15	JE 2015-04	GENJ	Depreciation Expense - Other	3,539.58		
70200	DEPRECIATION EXP-Other				Current Period Change	3,539.58		3,539.58
70200	DEPRECIATION EXP-Other	5/1/15			Beginning Balance			14,158.32
70200	DEPRECIATION EXP-Other	5/1/15	JE 2015-05	GENJ	Depreciation Expense - Other	3,539.58		
70200	DEPRECIATION EXP-Other				Current Period Change	3,539.58		3,539.58
70200	DEPRECIATION EXP-Other	6/1/15			Beginning Balance			17,697.90
70200	DEPRECIATION EXP-Other	6/1/15	JE 2015-06	GENJ	Depreciation Expense - Other	3,539.58		
70200	DEPRECIATION EXP-Other				Current Period Change	3,539.58		3,539.58
70200	DEPRECIATION EXP-Other	7/1/15			Beginning Balance			21,237.48
70200	DEPRECIATION EXP-Other	7/1/15	JE 2015-07	GENJ	Depreciation Expense - Other	3,539.58		
70200	DEPRECIATION EXP-Other				Current Period Change	3,539.58		3,539.58
70200	DEPRECIATION EXP-Other	8/1/15			Beginning Balance			24,777.06
70200	DEPRECIATION EXP-Other	8/1/15	JE 2015-08	GENJ	Depreciation Expense - Other	3,539.58		
70200	DEPRECIATION EXP-Other				Current Period Change	3,539.58		3,539.58
70200	DEPRECIATION EXP-Other	9/1/15			Beginning Balance			28,316.64
70200	DEPRECIATION EXP-Other	9/1/15	JE 2015-09	GENJ	Depreciation Expense - Other	3,539.58		
70200	DEPRECIATION EXP-Other				Current Period Change	3,539.58		3,539.58
70200	DEPRECIATION EXP-Other	10/1/15			Beginning Balance			31,856.22
70200	DEPRECIATION EXP-Other	10/1/15	JE 2015-10	GENJ	Depreciation Expense - Other	3,539.58		
70200	DEPRECIATION EXP-Other				Current Period Change	3,539.58		3,539.58
70200	DEPRECIATION EXP-Other	11/1/15			Beginning Balance			35,395.80
70200	DEPRECIATION EXP-Other	11/1/15	JE 2015-11	GENJ	Depreciation Expense - Other	3,539.58		
70200	DEPRECIATION EXP-Other				Current Period Change	3,539.58		3,539.58
70200	DEPRECIATION EXP-Other	12/1/15			Beginning Balance			38,935.38
70200	DEPRECIATION EXP-Other	12/1/15	JE 2015-12	GENJ	Depreciation Expense - Other	3,539.58		
70200	DEPRECIATION EXP-Other	12/31/15	BIX2015-23	GENJ	TO AGREE TO LACERTE DEPRECIATION SCHEDULE	613.74		
70200	DEPRECIATION EXP-Other				Current Period Change	4,153.32		4,153.32
		<b>12/31/15</b>			<b>Ending Balance</b>			<b>43,088.70</b>
70300	AMORTIZATION	1/1/15			Beginning Balance			
70300	AMORTIZATION	1/1/15	JE 2015-01	GENJ	Amortization Expense	227.67		
70300	AMORTIZATION				Current Period Change	227.67		227.67
70300	AMORTIZATION	2/1/15			Beginning Balance			227.67
70300	AMORTIZATION	2/1/15	JE 2015-02	GENJ	Amortization Expense	227.67		
70300	AMORTIZATION				Current Period Change	227.67		227.67
70300	AMORTIZATION	3/1/15			Beginning Balance			455.34
70300	AMORTIZATION	3/1/15	JE 2015-03	GENJ	Amortization Expense	227.67		
70300	AMORTIZATION				Current Period Change	227.67		227.67
70300	AMORTIZATION	4/1/15			Beginning Balance			683.01
70300	AMORTIZATION	4/1/15	JE 2015-04	GENJ	Amortization Expense	227.67		
70300	AMORTIZATION				Current Period Change	227.67		227.67
70300	AMORTIZATION	5/1/15			Beginning Balance			910.68

Account ID	Account Description	Date	Reference	Jrnl	Trans Description	Debit Amt	Credit Amt	Balance
70300	AMORTIZATION	5/1/15	JE 2015-05	GENJ	Amortization Expense	227.67		
70300	AMORTIZATION				Current Period Change	227.67		227.67
70300	AMORTIZATION	6/1/15			Beginning Balance			1,138.35
70300	AMORTIZATION	6/1/15	JE 2015-06	GENJ	Amortization Expense	227.67		
70300	AMORTIZATION				Current Period Change	227.67		227.67
70300	AMORTIZATION	7/1/15			Beginning Balance			1,366.02
70300	AMORTIZATION	7/1/15	JE 2015-07	GENJ	Amortization Expense	227.67		
70300	AMORTIZATION				Current Period Change	227.67		227.67
70300	AMORTIZATION	8/1/15			Beginning Balance			1,593.69
70300	AMORTIZATION	8/1/15	JE 2015-08	GENJ	Amortization Expense	227.67		
70300	AMORTIZATION				Current Period Change	227.67		227.67
70300	AMORTIZATION	9/1/15			Beginning Balance			1,821.36
70300	AMORTIZATION	9/1/15	JE 2015-09	GENJ	Amortization Expense	227.67		
70300	AMORTIZATION				Current Period Change	227.67		227.67
70300	AMORTIZATION	10/1/15			Beginning Balance			2,049.03
70300	AMORTIZATION	10/1/15	JE 2015-10	GENJ	Amortization Expense	227.67		
70300	AMORTIZATION				Current Period Change	227.67		227.67
70300	AMORTIZATION	11/1/15			Beginning Balance			2,276.70
70300	AMORTIZATION	11/1/15	JE 2015-11	GENJ	Amortization Expense	227.67		
70300	AMORTIZATION				Current Period Change	227.67		227.67
70300	AMORTIZATION	12/1/15			Beginning Balance			2,504.37
70300	AMORTIZATION	12/1/15	JE 2015-12	GENJ	Amortization Expense	227.67		
70300	AMORTIZATION				Current Period Change	227.67		227.67
		<b>12/31/15</b>			<b>Ending Balance</b>			<b>2,732.04</b>
81000	CAPITAL OUTLAY - Water	1/1/15			Beginning Balance			
81000	CAPITAL OUTLAY - Water	2/1/15			Beginning Balance			
81000	CAPITAL OUTLAY - Water	3/1/15			Beginning Balance			
81000	CAPITAL OUTLAY - Water	4/1/15			Beginning Balance			
81000	CAPITAL OUTLAY - Water	5/1/15			Beginning Balance			
81000	CAPITAL OUTLAY - Water	6/1/15			Beginning Balance			
81000	CAPITAL OUTLAY - Water	7/1/15			Beginning Balance			
81000	CAPITAL OUTLAY - Water	8/1/15			Beginning Balance			
81000	CAPITAL OUTLAY - Water	8/5/15	0254425	PJ	FERGUSON WATERWORKS #3083 - 2" WROT CXF Adpt	20.30		
81000	CAPITAL OUTLAY - Water				Current Period Change	20.30		20.30
81000	CAPITAL OUTLAY - Water	9/1/15			Beginning Balance			20.30
81000	CAPITAL OUTLAY - Water	10/1/15			Beginning Balance			20.30
81000	CAPITAL OUTLAY - Water	11/1/15			Beginning Balance			20.30
81000	CAPITAL OUTLAY - Water	11/9/15	0258530	PJ	FERGUSON WATERWORKS #3083 - LF 3/4X3/4X12 Mtr RSTR W/BV 3@115.00 ea	345.00		
81000	CAPITAL OUTLAY - Water	11/9/15	0257634-1	PJ	FERGUSON WATERWORKS #3083 - LF 2 FNPT X Mtr FLG BV Curb ST LW	253.13		
81000	CAPITAL OUTLAY - Water				Current Period Change	598.13		598.13
81000	CAPITAL OUTLAY - Water	12/1/15			Beginning Balance			618.43
81000	CAPITAL OUTLAY - Water	12/31/15	BIX2015-18	GENJ	TO RECLASS TO THE CORRECT ACCOUNT		618.43	
81000	CAPITAL OUTLAY - Water				Current Period Change		618.43	-618.43
		<b>12/31/15</b>			<b>Ending Balance</b>			
89992	PRINCIPAL PAID-Rual Dev	1/1/15			Beginning Balance			
89992	PRINCIPAL PAID-Rual Dev	2/1/15			Beginning Balance			
89992	PRINCIPAL PAID-Rual Dev	3/1/15			Beginning Balance			

Account ID	Account Description	Date	Reference	Jrnl	Trans Description	Debit Amt	Credit Amt	Balance
89992	PRINCIPAL PAID-Rual Dev	4/1/15			Beginning Balance			
89992	PRINCIPAL PAID-Rual Dev	5/1/15			Beginning Balance			
89992	PRINCIPAL PAID-Rual Dev	6/1/15			Beginning Balance			
89992	PRINCIPAL PAID-Rual Dev	7/1/15			Beginning Balance			
89992	PRINCIPAL PAID-Rual Dev	8/1/15			Beginning Balance			
89992	PRINCIPAL PAID-Rual Dev	8/15/15	AC 8-0001	GENJ	USDA-RD: Principal due 8/15/15 on Loan#92-01 SW	15,000.00		
89992	PRINCIPAL PAID-Rual Dev	8/15/15	AC 8-0001	GENJ	USDA-RD: Principal due 8/15/15 on Loan#92-03 WT	8,000.00		
89992	PRINCIPAL PAID-Rual Dev	8/15/15	AC 8-0001	GENJ	USDA-RD: Principal due 8/15/15 on Loan#92-02 SW	59,000.00		
89992	PRINCIPAL PAID-Rual Dev				Current Period Change	82,000.00		82,000.00
89992	PRINCIPAL PAID-Rual Dev	9/1/15			Beginning Balance			82,000.00
89992	PRINCIPAL PAID-Rual Dev	10/1/15			Beginning Balance			82,000.00
89992	PRINCIPAL PAID-Rual Dev	11/1/15			Beginning Balance			82,000.00
89992	PRINCIPAL PAID-Rual Dev	12/1/15			Beginning Balance			82,000.00
89992	PRINCIPAL PAID-Rual Dev	12/31/15	BIX2015-13	GENJ	TO AGREE TO LOAN CONFIRMATIONS		82,000.00	
89992	PRINCIPAL PAID-Rual Dev				Current Period Change		82,000.00	-82,000.00
		<b>12/31/15</b>			<b>Ending Balance</b>			
89995	INTEREST PAID-RURAL DE	1/1/15			Beginning Balance			
89995	INTEREST PAID-RURAL DE	1/1/15	BIX 2014-15R	GENJ	To Reverse Accrued Interest Expense through Dec 2014		94,512.66	
89995	INTEREST PAID-RURAL DEV BONDS				Current Period Change		94,512.66	-94,512.66
89995	INTEREST PAID-RURAL DE	2/1/15			Beginning Balance			-94,512.66
89995	INTEREST PAID-RURAL DE	2/15/15	AC 2-0001	GENJ	USDA-RD: Interest due 2/15/15 on Loan#92-02 SW	96,971.87		
89995	INTEREST PAID-RURAL DE	2/15/15	AC 2-0001	GENJ	USDA-RD: Interest due 2/15/15 on Loan#92-03 WT	11,960.00		
89995	INTEREST PAID-RURAL DE	2/15/15	AC 2-0001	GENJ	USDA-RD: Interest due 2/15/15 on Loan#92-01 SW	17,085.00		
89995	INTEREST PAID-RURAL DEV BONDS				Current Period Change	126,016.87		126,016.87
89995	INTEREST PAID-RURAL DE	3/1/15			Beginning Balance			31,504.21
89995	INTEREST PAID-RURAL DE	4/1/15			Beginning Balance			31,504.21
89995	INTEREST PAID-RURAL DE	5/1/15			Beginning Balance			31,504.21
89995	INTEREST PAID-RURAL DE	6/1/15			Beginning Balance			31,504.21
89995	INTEREST PAID-RURAL DE	7/1/15			Beginning Balance			31,504.21
89995	INTEREST PAID-RURAL DE	8/1/15			Beginning Balance			31,504.21
89995	INTEREST PAID-RURAL DE	8/15/15	AC 8-0001	GENJ	USDA-RD: Interest due 8/15/15 on Loan#92-03 WT	11,960.00		
89995	INTEREST PAID-RURAL DE	8/15/15	AC 8-0001	GENJ	USDA-RD: Interest due 8/15/15 on Loan#92-01 SW	17,085.00		
89995	INTEREST PAID-RURAL DE	8/15/15	AC 8-0001	GENJ	USDA-RD: Interest due 8/15/15 on Loan#92-02 SW	96,971.87		
89995	INTEREST PAID-RURAL DEV BONDS				Current Period Change	126,016.87		126,016.87
89995	INTEREST PAID-RURAL DE	9/1/15			Beginning Balance			157,521.08
89995	INTEREST PAID-RURAL DE	10/1/15			Beginning Balance			157,521.08
89995	INTEREST PAID-RURAL DE	11/1/15			Beginning Balance			157,521.08
89995	INTEREST PAID-RURAL DE	12/1/15			Beginning Balance			157,521.08
89995	INTEREST PAID-RURAL DE	12/31/15	BIX2015-13	GENJ	TO RECORD CY ACCRUED BOND INTEREST	93,185.63		
89995	INTEREST PAID-RURAL DEV BONDS				Current Period Change	93,185.63		93,185.63
		<b>12/31/15</b>			<b>Ending Balance</b>			<b>250,706.71</b>

## **District's Response to No. 2-7**



# 2015 Annual Drinking Water Quality Report

## (Consumer Confidence Report)

### CUADRILLA IMPROVEMENT CORP

Annual Water Quality Report for the period of January 1 to December 31, 2015

This report is intended to provide you with important information about your drinking water and the efforts made by the water system to provide safe drinking water

**CUADRILLA IMPROVEMENT CORP is Purchased Ground Water from EL Paso County WCID #4 PWS # TX0710018**

For more information regarding this report contact.

Name: Lower Valley Water District

Phone: (915) 791-4480 x1113 (Blanca Reyes)

Este reporte incluye información importante sobre el agua para tomar Para asistencia en español, favor de llamar al teléfono (915) 791-4480 x1113

### Sources of Drinking Water

The sources of drinking water (both tap water and bottled water) include rivers, lakes, streams, ponds, reservoirs, springs, and wells. As water travels over the surface of the land or through the ground, it dissolves naturally-occurring minerals and, in some cases, radioactive material, and can pick up substances resulting from the presence of animals or from human activity.

Drinking water, including bottled water, may reasonably be expected to contain at least small amounts of some contaminants. The presence of contaminants does not necessarily indicate that water poses a health risk. More information about contaminants and potential health effects can be obtained by calling the EPA's Safe Drinking Water Hotline at (800) 426-4791.

Contaminants that may be present in source water include:

- Microbial contaminants, such as viruses and bacteria, which may come from sewage treatment plants, septic systems, agricultural livestock operations, and wildlife.
- Inorganic contaminants, such as salts and metals, which can be naturally-occurring or result from urban storm water runoff, industrial or domestic wastewater discharges, oil and gas production, mining, or farming.
- Pesticides and herbicides, which may come from a variety of sources such as agriculture, urban storm water

runoff, and residential uses.

- Organic chemical contaminants, including synthetic and volatile organic chemicals, which are by-products of industrial processes and petroleum production, and can also, come from gas stations, urban storm water runoff, and septic systems.

- Radioactive contaminants, which can be naturally-occurring or be the result of oil and gas production and mining activities.

In order to ensure that tap water is safe to drink, EPA prescribes regulations which limit the amount of certain contaminants in water provided by public water systems. FDA regulations establish limits for contaminants in bottled water which must provide the same protection for public health.

Contaminants may be found in drinking water that may cause taste, color, or odor problems. These types of problems are not necessarily causes for health concerns. For more information on taste, odor, or color of drinking water, please contact the system's business office.

You may be more vulnerable than the general population to certain microbial contaminants, such as *Cryptosporidium*, in drinking water. Infants, some elderly, or immunocompromised persons such as those undergoing chemotherapy for cancer; persons who have undergone organ transplants; those who are undergoing treatment with steroids; and people with HIV/AIDS or other immune system disorders, can be particularly at risk from infections. You should seek advice about drinking water from your physician or health care providers. Additional guidelines on appropriate means to lessen the risk of infection by *Cryptosporidium* are available from the Safe Drinking Water Hotline (800-426-4791).

If present, elevated levels of lead can cause serious health problems, especially for pregnant women and young children. Lead in drinking water is primarily from materials and components associated with service lines and home plumbing. We are responsible for providing high quality drinking water, but we cannot control the variety of materials used in plumbing components. When your water has been sitting for several hours, you can minimize the potential for lead exposure by flushing your tap for 30 seconds to 2 minutes before using water for drinking or cooking. If you are concerned about lead in your water, you may wish to have your water tested. Information on lead in drinking water, testing methods, and steps you can take to minimize exposure is available from the Safe Drinking Water Hotline or at <http://www.epa.gov/safewater/lead>.

## Information about Source Water Assessments

The TCEQ has completed a Source Water Susceptibility for all drinking water systems that own their sources. This report describes the susceptibility and types of constituents that may come into contact with the drinking water source based on human activities and natural conditions. The system(s) from which we purchase our water received the assessment report. For more information on source water assessments and protection efforts at our system contact Lower Valley Water District @ 915 791-4480

For more information about your sources of water, please refer to the Source Water Assessment Viewer available at the following URL: <http://www.tceq.texas.gov/gis/swaview>

Further details about sources and source-water assessments are available in Drinking Water Watch at the following URL: <http://dww2.tceq.state.tx.us/DWW/>

Source Water Name  
**GW I/C FROM EL PASO COUNTY WCID #4**  
**CC FROM TX0710018 EL PASO**  
 Type of Water – GW  
 Report Status – ACTIVE  
 Location – AQUIFER-HUECO MESILLA BOLSON

## 2015 Regulated Contaminants Detected

### Water Quality Test Results

Definitions.	The following tables contain scientific terms and measures, some of which may require explanation.
Avg:	Regulatory compliance with some MCLs are based on running annual average of monthly samples
Maximum Contaminant Level or MCL	The highest level of a contaminant that is allowed in drinking water. MCLs are set as close to the MCLGs as feasible using the best available treatment technology.
Maximum Contaminant Level Goal or MCLG:	The level of a contaminant in drinking water below which there is no known or expected risk to health. MCLGs allow for a margin of safety.
Maximum residual disinfectant level or MRDL	The highest level of a disinfectant allowed in drinking water. There is convincing evidence that addition of a disinfectant is necessary for control of microbial
Maximum residual disinfectant level goal or MRDLG:	The level of a drinking water disinfectant below which there is no known or expected risk to health. MRDLGs do not reflect the benefits of the use of disinfectants to control microbial contaminants.
MFL	million fibers per liter (a measure of asbestos)
na:	not applicable
NTU	nephelometric turbidity units (a measure of turbidity)
pCi/L	picocuries per liter (a measure of radioactivity)
ppb	micrograms per liter or parts per billion – or one ounce in 7,350,000 gallons of water.
ppm.	milligrams per liter or parts per million – or one ounce in 7,350 gallons of water.
ppt	parts per trillion, or nanograms per liter (ng/L)
ppq	parts per quadrillion, or pictograms per liter (pg/L)

### Lead and Copper Table for Cuadrilla Improvement Corp

Definitions

Action Level Goal (ALG) The level of a contaminant in drinking water below which there is no known or expected risk to health. ALG's allow for a margin of safety.

Action Level: The concentration of a contaminant which, if exceeded, triggers treatment or other requirements which a water system must follow

Lead and Copper	Date Sampled	MCLG	Action Level (AL)	90th Percentile	# Sites Over AL	Units	Violation (Y/N)	Likely Source of Contamination
Copper	2015	1.3	1.3	22	0	ppm	Y	Erosion of natural deposits, Leaching from wood preservatives, Corrosion of household plumbing systems
Lead	2015	0	15	19	0	ppb	Y	Corrosion of household plumbing system Erosion of natural deposits

### Disinfectant Residual Table for Cuadrilla Improvement Corp

Disinfectant	Year	Average Level	Minimum Level	Maximum Level	MRDL	MRDLG	Unit of Measure	Violation (Y/N)	Likely Source of Contamination
Gas Chlorine	2015	61	29	166	3	3	Mg/L	N	Water additive used to control microbes

## Regulated Contaminants for Cuadrilla Improvement Corp

### Regulated Contaminants

Disinfectants and Disinfection By-Products	Collection Date	Highest Level Detected	Range of Levels Detected	MCLG	MCL	Units	Violation	Likely Source of Contamination
Haloacetic Acids (HAAs)*	2015	18	13.7 - 25.4	No goal for the total	60	ppb	N	By-product of drinking water disinfection
Total Trihalomethanes (TTHM)	2015	89	59 - 103	No goal for the total	80	ppb	Y	By-product of drinking water disinfection
Inorganic Contaminants	Collection Date	Highest Level Detected	Range of Levels Detected	MCLG	MCL	Units	Violation	Likely Source of Contamination
Nitrate [measured as Nitrogen]	2015	0.0965	0.0965 - 0.0965	10	10	ppm	N	Runoff from fertilizer use, Leaching from septic tanks, sewage, Erosion of natural deposits

### Violation Table

#### Chlorine-Cuadrilla Improvement Corp

Some people who use water containing chlorine well in excess of the MRDL could experience irritating effects to their eyes and nose. Some people who drink water containing chlorine well in excess of the MRDL could experience stomach discomfort.

Violation Type	Violation Begin	Violation End	Violation Explanation
Disinfectant Level Quarterly Operating Report (DLQOR)	10/01/2015	12/31/2015	We failed to test our drinking water for the contaminant and period indicated. Because of this failure, we cannot be sure of the quality of our drinking water during the period indicated.

#### Lead and Copper Rule: Cuadrilla Improvement Corp

The Lead and Copper Rule protects public health by minimizing lead and copper levels in drinking water, primarily by reducing water corrosivity. Lead and copper enter drinking water mainly from corrosion of lead and copper containing plumbing materials.

Violation Type	Violation Begin	Violation End	Violation Explanation
FOLLOW-UP OR ROUTINE TAP M/R (LCR)	10/01/2015	2015	We failed to test our drinking water for the contaminant and period indicated. Because of this failure, we cannot be sure of the quality of our drinking water during the period indicated.
LEAD CONSUMER NOTICE (LCR)	12/30/2015	2015	We failed to provide the results of lead tap water monitoring to the consumers at the location water was tested. These were supposed to be provided no later than 30 days after learning the results.

#### Public Notification Rule

The Public Notification Rule helps to ensure that consumers will always know if there is a problem with their drinking water. These notices immediately alert consumers if there is a serious problem with their drinking water (e.g. a boil water emergency).

Violation Type	Violation Begin	Violation End	Violation Explanation
PUBLIC NOTICE RULE LINKED TO VIOLATION	04/14/2015	2015	We failed to adequately notify you, our drinking water consumers, about a violation of the drinking water regulations.
PUBLIC NOTICE RULE LINKED TO VIOLATION	06/26/2015	2015	We failed to adequately notify you, our drinking water consumers, about a violation of the drinking water regulations.
PUBLIC NOTICE RULE LINKED TO VIOLATION	08/20/2015	2015	We failed to adequately notify you, our drinking water consumers, about a violation of the drinking water regulations.
PUBLIC NOTICE RULE LINKED TO VIOLATION	10/01/2015	12/31/2015	We failed to adequately notify you, our drinking water consumers, about a violation of the drinking water regulations.

### Violations Table

#### Total Coliform

Coliforms are bacteria that are naturally present in the environment and are used as an indicator that other, potentially-harmful, bacteria may be present. Coliform were found in more samples than allowed and this was a warning of potential problems.

Violation Type	Violation Begin	Violation End	Violation Explanation
MONITORING (TCR), ROUTINE MAJOR	10/01/2015	10/31/2015	We failed to test our drinking water for the contaminant and period indicated. Because of this failure, we cannot be sure of the quality of our drinking water during the period indicated.
MONITORING (TCR), ROUTINE MAJOR	11/01/2015	11/30/2015	We failed to test our drinking water for the contaminant and period indicated. Because of this failure, we cannot be sure of the quality of our drinking water during the period indicated.
MONITORING (TCR), ROUTINE MAJOR	12/01/2015	12/31/2015	We failed to test our drinking water for the contaminant and period indicated. Because of this failure, we cannot be sure of the quality of our drinking water during the period indicated.

#### Total Trihalomethanes (TTHM)

Some people who drink water containing trihalomethanes in excess of the MCL over many years may experience problems with their liver, kidneys, or central nervous systems, and may have an increased risk of getting cancer.

Violation Type	Violation Begin	Violation End	Violation Explanation
MCL, LRAA	01/01/2015	03/31/2015	Water samples showed that the amount of this contaminant in our drinking water was above its standard (called a maximum contaminant level and abbreviated MCL) for the period indicated.
MCL, LRAA	04/01/2015	06/30/2015	Water samples showed that the amount of this contaminant in our drinking water was above its standard (called a maximum contaminant level and abbreviated MCL) for the period indicated.
MCL, LRAA	10/01/2015	12/31/2015	Water samples showed that the amount of this contaminant in our drinking water was above its standard (called a maximum contaminant level and abbreviated MCL) for the period indicated.

Regulated Contaminants – El Paso County WCID #4

continued

Inorganic Contaminants	Collection Date	Highest Level Detected	Range of Levels Detected	MCLG	MCL	Units	Violation	Likely Source of Contamination
Arsenic – While your drinking water meets EPA standards for arsenic, it does contain low levels of arsenic. EPA's standard balances the current understanding of arsenic's possible health effects against the costs of removing arsenic from drinking water. EPA continues to research the health effects of low levels of arsenic, which is a mineral known to cause cancer in humans at high concentrations and is linked to other health effects such as skin damage and circulatory problems.	2015	6	6.23 – 6.23	0	10	ppb	N	Erosion of natural deposits; Runoff from orchards; Runoff from glass and electronics production wastes.
Barium	05/08/2014	0.087	0.04 – 0.087	2	2	ppm	N	Discharge of drilling wastes, Discharge from metal refineries, Erosion of natural deposits.
Chromium	05/08/2014	9.1	6.7 – 9.1	100	100	ppb	N	Discharge from steel and pulp mills; Erosion of natural deposits.
Fluoride	05/08/2014	0.459	0.332 – 0.459	4	4.0	ppm	N	Erosion of natural deposits; Water additive which promotes strong teeth; Discharge from fertilizer and aluminum factories.
Nitrate [measured as Nitrogen]	2015	0.105	0 – 0.105	10	10	ppm	N	Runoff from fertilizer use, Leaching from septic tanks, sewage Erosion of natural deposits.
Selenium	05/08/2014	8.3	5.9 – 8.3	50	50	ppb	N	Discharge from petroleum and metal refineries, Erosion of natural deposits, Discharge from mines
Radioactive Contaminants	Collection Date	Highest Level Detected	Range of Levels Detected	MCLG	MCL	Units	Violation	Likely Source of Contamination
Combined Radium 226/228	05/08/2014	1	1 - 1	0	5	pCi/L	N	Erosion of natural deposits.

## 2015 Annual Drinking Water Quality Report Consumer Confidence Report EL PASO COUNTY WCID #4 FABENS

Annual Water Quality Report for the period of January 1 to December 31, 2015

This report is intended to provide you with important information about your drinking water and the efforts made by the water system to provide safe drinking water.

### EL PASO COUNTY WCID #4 is Ground Water

For more information regarding this report contact:

**El Paso County WCID #4 @ 915 764-2212**

Este reporte incluye información importante sobre el agua para tomar. Para asistencia en español, favor de llamar al teléfono (915) 764-2212

### Sources of Drinking Water

The sources of drinking water (both tap water and bottled water) include rivers, lakes, streams, ponds, reservoirs, springs, and wells. As water travels over the surface of the land or through the ground, it dissolves naturally-occurring minerals and, in some cases, radioactive material, and can pick up substances resulting from the presence of animals or from human activity.

Drinking water, including bottled water, may reasonably be expected to contain at least small amounts of some contaminants. The presence of contaminants does not necessarily indicate that water poses a health risk. More information about contaminants and potential health effects can be obtained by calling the EPA's Safe Drinking Water Hotline at (800) 426-4791.

Contaminants that may be present in source water include:

- Microbial contaminants, such as viruses and bacteria, which may come from sewage treatment plants, septic systems, agricultural livestock operations, and wildlife.
- Inorganic contaminants, such as salts and metals, which can be naturally-occurring or result from urban storm water runoff, industrial or domestic wastewater discharges, oil and gas production, mining, or farming.

- Pesticides and herbicides, which may come from a variety of sources such as agriculture, urban storm water runoff, and residential uses.

- Organic chemical contaminants, including synthetic and volatile organic chemicals, which are by-products of industrial processes and petroleum production, and can also, come from gas stations, urban storm water runoff, and septic systems.

- Radioactive contaminants, which can be naturally-occurring or be the result of oil and gas production and mining activities.

In order to ensure that tap water is safe to drink, EPA prescribes regulations which limit the amount of certain contaminants, in water provided by public water systems. FDA regulations establish limits for contaminants in bottled water which must provide the same protection for public health.

Contaminants may be found in drinking water that may cause taste, color, or odor problems. These types of problems are not necessarily causes for health concerns. For more information on taste, odor, or color of drinking water please contact the system's business office.

You may be more vulnerable than the general population to certain microbial contaminants, such as *Cryptosporidium*, in drinking water. Infants, some elderly, or immunocompromised persons such as those undergoing chemotherapy for cancer; persons who have undergone organ transplants; those who are undergoing treatment with steroids; and people with HIV/AIDS or other immune system disorders can be particularly at risk infections. You should seek advice about drinking water from your physician or health care providers. Additional guidelines on appropriate means to lessen the risk of infection by *Cryptosporidium* are available from the Safe Drinking Water Hotline at (800-426-4791).

If present, elevated levels of lead can cause serious health problems, especially for pregnant women and young children. Lead in drinking water is primarily from materials and components associated with service lines and home plumbing. We are responsible for providing high quality drinking water, but we cannot control the variety of materials used in plumbing components.

When your water has been sitting for several hours, you can minimize the potential for lead exposure by flushing your tap for 30 seconds to 2 minutes before using water for drinking or cooking. If you are concerned about lead in your water, you may wish to have your water tested. Information on lead in drinking water, testing methods, and steps you can take to minimize exposure is available from the Safe Drinking Water Hotline or at <http://www.epa.gov/safewater/lead>.

### Information about Source Water Assessments

The TCEQ completed an assessment of your source Water and results indicate that some of your sources are susceptible to certain contaminants. The sampling requirements for your water system are based on this susceptibility and previous sample data. Any detections of these contaminants may be found in this Consumer Confident Report. For more information on source water assessments and protection efforts at our system, contact Martin Madrid @ (915) 764-2212.

For more information about your sources of water, please refer to the Source Water Assessment Viewer available at the following URL: <http://www.tceq.texas.gov/gis/swaview>

Further details about sources and source-water assessments are available in Drinking Water Watch at the following URL: <http://dww2.tceq.texas.gov/DWW>

### Source Water Name

2 – 991 WALKER AVE  
991 WALKER AVE  
TYPE OF WATER – GW  
REPORT STATUS – ACTIVE  
LOCATION – AQUIFER

3 – (GOLF COURSE) - 600 4<sup>TH</sup> NE  
600 4<sup>TH</sup> NE  
TYPE OF WATER – GW  
REPORT STATUS – ACTIVE  
LOCATION – AQUIFER

4 – 1220 NE CAMP ST  
1220 NE CAMP ST  
TYPE OF WATER – GW  
REPORT STATUS – ACTIVE  
LOCATION - AQUIFER

5 – 1368 CYPRESS RD/CEMETARY  
1368 CYPRESS RD  
TYPE OF WATER – GW  
REPORT STATUS – ACTIVE  
LOCATION – AQUIFER

## Water Quality Test Results

**Definitions:** The following tables contain scientific terms and measures, some of which may require explanation.

**Avg:** Regulatory compliance with some MCLs are based on running annual average of monthly samples.

**Maximum Contaminant Level or MCL:** The highest level of a contaminant that is allowed in drinking water. MCLs are set as close to the MCLGs as feasible using the best available treatment technology.

**Maximum Contaminant Level Goal or MCLG:** The level of a contaminant in drinking water below which there is no known or expected risk to health. MCLGs allow for a margin of safety.

**Maximum Residual Disinfectant Level or MRDL:** The highest level of a disinfectant allowed in drinking water. There is convincing evidence that addition of a disinfectant is necessary for control of microbial contaminants.

**Maximum Residual Disinfectant Level goal or MRDLG:** The level of a drinking water disinfectant below which there is no known or expected risk to health. MRDLGs do not reflect the benefits of the use of disinfectants to control microbial contaminants.

**MFL** million fibers per liter (a measure of asbestos)

**na:** not applicable.

**NTU** nephelometric turbidity units (a measure of turbidity)

**pCi/L** picocuries per liter (a measure of radioactivity)

## Water Quality Test Results

**ppb:** micrograms per liter or parts per billion – or one ounce in 7,350,000 gallons of water.

**ppm:** milligrams per liter or parts per million – or one ounce in 7,350 gallons of water.

**ppt** parts per trillion, or nanograms per liter (ng/L)

**ppq** parts per quadrillion, or pictograms per liter (pg/L)

## 2015 Regulated Contaminants Detected

### Lead and Copper

#### Definitions:

Action Level Goal (ALG): The level of a contaminant in drinking water below which there is no known or expected risk to health. ALGs allow for a margin of safety.

Action Level: The concentration of a contaminant which, if exceeded, triggers treatment or other requirements which a water system must follow.

Lead and Copper	Date Sampled	MCLG	Action Level (AL)	90 <sup>th</sup> Percental	#Sites Over All	Units	Violation	Likely Source of Contaminants
Copper	07/09/2013	1.3	1.3	0.261	0	ppm	N	Erosion of natural deposits, Leaching from wood preservatives; Corrosion of household plumbing systems.
Lead	07/09/2013	0	15	2.26	0	ppb	N	Corrosion of household plumbing systems; Erosion of natural deposits.

#### Disinfectant Residual Table for El Paso County WCID #4

Disinfectant	Year	Average Level	Minimum Level	Maximum Level	MRDL	MRDLG	Unit of Measure	Violation (Y/N)	Likely Source of Contamination
Gas Chlorine	2015	.98	.41	1.75	4	4	Mg/L	N	Water additive used to control microbes

## Regulated Contaminants

Disinfectants and Disinfection By-Products	Collection Date	Highest Level Detected	Range of Levels Detected	MCLG	MCL	Units	Violation	Likely source of Contaminants
Haloacetic Acids (HAA5)*	2015	11	8.1 – 13	No goal for the total	60	ppb	N	By-product of drinking water disinfection.

Total Trihalomethanes (TTHM)*	2015	48	41.3 – 53.8	No goal for the total	80	ppb	N	By-product of drinking water disinfection.
-------------------------------	------	----	-------------	-----------------------	----	-----	---	--

Continue in next page.

<b>Inorganic Contaminants</b>	<b>Collection Date</b>	<b>Highest Level Detected</b>	<b>Range of Levels Detected</b>	<b>MCLG</b>	<b>MCL</b>	<b>Units</b>	<b>Violation</b>	<b>Likely Source of Contamination</b>
Arsenic – While your drinking water meets EPA standards for arsenic, it does contain low levels of arsenic. EPAs standard balances the current understanding of arsenics possible health effects against the costs of removing arsenic from drinking water. EPA continues to research the health effects of low levels of arsenic, which is a mineral known to cause cancer in humans at high concentrations and is linked to other health effects such as skin damage and circulatory problems.	2015	6	6.23 – 6.23	0	10	ppb	N	Erosion of natural deposits; Runoff from orchards; Runoff from glass and electronics production wastes.
Barium	05/08/2015	0.087	0.04 – 0.087	2	2	ppm	N	Discharge of drilling wastes; Discharge from metal refineries; Erosion of natural deposits.
Chromium	05/08/2014	9.1	6.7 – 9.1	100	100	ppb	N	Discharge from steel and pulp mills; Erosion of natural deposits.
Fluoride	05/08/2014	0.459	0.332 – 0.459	4	4.0	ppm	N	Erosion of natural deposits; Water additive which promotes strong teeth, Discharge from fertilizer and aluminum factories.
Nitrate [measured as Nitrogen]	2015	0.105	0 – 0.105	10	10	ppm	N	Runoff from fertilizer use; Leaching from septic tanks, sewage Erosion of natural deposits.
Selenium	05/08/2014	8.3	5.9 – 8.3	50	50	ppb	N	Discharge from petroleum and metal refineries, Erosion of natural deposits; Discharge from mines
<b>Radioactive Contaminants</b>	<b>Collection Date</b>	<b>Highest Level Detected</b>	<b>Range of Levels Detected</b>	<b>MCLG</b>	<b>MCL</b>	<b>Units</b>	<b>Violation</b>	<b>Likely Source of Contamination</b>
Combined Radium 226/228	05/08/2014	1	1 - 1	0	5	pCi/L	N	Erosion of natural deposits.



# 2016 Annual Drinking Water Quality Report

## Consumer Confidence Report

### EL PASO COUNTY WCID #4 FABENS

Annual Water Quality Report for the period of January 1 to December 31, 2016

This report is intended to provide you with important information about your drinking water and the efforts made by the water system to provide safe drinking water.

#### EL PASO COUNTY WCID #4 is Ground Water

For more information regarding this report contact:

**EI Paso County WCID #4 @ 915 764-2212**

Este reporte incluye información importante sobre el agua para tomar. Para asistencia en español, favor de llamar al teléfono (915) 764-2212

#### Sources of Drinking Water

The sources of drinking water (both tap water and bottled water) include rivers, lakes, streams, ponds, reservoirs, springs, and wells. As water travels over the surface of the land or through the ground, it dissolves naturally-occurring minerals and, in some cases, radioactive material, and can pick up substances resulting from the presence of animals or from human activity.

Drinking water, including bottled water, may reasonably be expected to contain at least small amounts of some contaminants. The presence of contaminants does not necessarily indicate that water poses a health risk. More information about contaminants and potential health effects can be obtained by calling the EPA's Safe Drinking Water Hotline at (800) 426-4791.

Contaminants that may be present in source water include:

- Microbial contaminants, such as viruses and bacteria, which may come from sewage treatment plants, septic systems, agricultural livestock operations, and wildlife.
- Inorganic contaminants, such as salts and metals, which can be naturally-occurring or result from urban storm water runoff, industrial or domestic wastewater discharges, oil and gas production, mining, or farming

- Pesticides and herbicides, which may come from a variety of sources such as agriculture, urban storm water runoff, and residential uses.

- Organic chemical contaminants, including synthetic and volatile organic chemicals, which are by-products of industrial processes and petroleum production, and can also, come from gas stations, urban storm water runoff, and septic systems.

- Radioactive contaminants, which can be naturally-occurring or be the result of oil and gas production and mining activities.

In order to ensure that tap water is safe to drink, EPA prescribes regulations which limit the amount of certain contaminants, in water provided by public water systems. FDA regulations establish limits for contaminants in bottled water which must provide the same protection for public health.

Contaminants may be found in drinking water that may cause taste, color, or odor problems. These types of problems are not necessarily causes for health concerns. For more information on taste, odor, or color of drinking water please contact the system's business office.

You may be more vulnerable than the general population to certain microbial contaminants, such as *Cryptosporidium*, in drinking water. Infants, some elderly, or immunocompromised persons such as those undergoing chemotherapy for cancer; persons who have undergone organ transplants; those who are undergoing treatment with steroids; and people with HIV/AIDS or other immune system disorders can be particularly at risk infections. You should seek advice about drinking water from your physician or health care providers. Additional guidelines on appropriate means to lessen the risk of infection by *Cryptosporidium* are available from the Safe Drinking Water Hotline at (800-426-4791)

If present, elevated levels of lead can cause serious health problems, especially for pregnant women and young children. Lead in drinking water is primarily from materials and components associated with service lines and home plumbing. We are responsible for providing high quality drinking water, but we cannot control the variety of materials used in plumbing components.

When your water has been sitting for several hours, you can minimize the potential for lead exposure by flushing your tap for 30 seconds to 2 minutes before using water for drinking or cooking. If you are concerned about lead in your water, you may wish to have your water tested. Information on lead in drinking water, testing methods, and steps you can take to minimize exposure is available from the Safe Drinking Water Hotline or at <http://www.epa.gov/safewater/lead>.

### Information about Source Water Assessments

The TCEQ completed an assessment of your source Water and results indicate that some of your sources are susceptible to certain contaminants. The sampling requirements for your water system are based on this susceptibility and previous sample data. Any detection of these contaminants may be found in this Consumer Confident Report. For more information on source water assessments and protection efforts at our system, contact Martin Madrid @ (915) 764-2212.

For more information about your sources of water, please refer to the Source Water Assessment Viewer available at the following URL: <http://www.tceq.texas.gov/gis/swaview>

Further details about sources and source-water assessments are available in Drinking Water Watch at the following URL: <http://dww2.tceq.texas.gov/DWW>

### Source Water Name

2 – 991 WALKER AVE  
991 WALKER AVE  
TYPE OF WATER – GW  
REPORT STATUS – ACTIVE  
LOCATION – AQUIFER

3 – (GOLF COURSE) - 600 4<sup>TH</sup> NE  
600 4<sup>TH</sup> NE  
TYPE OF WATER – GW  
REPORT STATUS – ACTIVE  
LOCATION – AQUIFER

4 – 1220 NE CAMP ST  
1220 NE CAMP ST  
TYPE OF WATER – GW  
REPORT STATUS – ACTIVE  
LOCATION - AQUIFER

5 – 1368 CYPRESS RD/CEMETARY  
1368 CYPRESS RD  
TYPE OF WATER – GW  
REPORT STATUS – ACTIVE  
LOCATION – AQUIFER

## Water Quality Test Results

<b>Definitions: The following tables contain scientific terms and measures, some of which may require explanation.</b>	
Avg.	Regulatory compliance with some MCLs are based on running annual average of monthly samples.
Maximum Contaminant Level or MCL:	The highest level of a contaminant that is allowed in drinking water. MCLs are set as close to the MCLGs as feasible using the best available treatment technology.
Level 1 Assessment:	A Level 1 assessment is a study of the water system to identify potential problems and determine (if possible) why total coliform bacteria have been found in our system.
Maximum Contaminant Level Goal or MCLG:	The level of a contaminant in drinking water below which there is no known or expected risk to health. MCLGs allow for a margin of safety.
Level 2 Assessment:	A Level 2 assessment is a very detailed study of the water system to identify potential problems and determine (if possible) why an E.coli MCL violation has occurred and/or why total coliform bacteria have been found in our water system on multiple occasions.
Maximum Residual Disinfectant Level or MRDL:	The highest level of a disinfectant allowed in drinking water. There is convincing evidence that addition of a disinfectant is necessary for control of microbial contaminants.
Maximum Residual Disinfectant Level goal or MRDLG:	The level of a drinking water disinfectant below which there is no known or expected risk to health. MRDLGs do not reflect the benefits of the use of disinfectants to control microbial contaminants.
MFL	Million fibers per liter (a measure of asbestos)
na:	Not applicable.

mrem	Millirems per year (a measure of radiation absorbed by the body)
NTU	Nephelometric turbidity units (a measure of turbidity)
pCi/L	Picocuries per liter (a measure of radioactivity)
ppb:	Micrograms per liter or parts per billion – or one ounce in 7,350,000 gallons of water.
ppm:	Milligrams per liter or parts per million – or one ounce in 7,350 gallons of water.
Treatment Technique Or TT:	A required process intended to reduce the level of a contaminant in drinking water.
ppt	Parts per trillion, or nanograms per liter (ng/L)
ppq	Parts per quadrillion or pictograms per liter (pg/L)

## 2016 Regulated Contaminants Detected

### Lead and Copper

#### Definitions:

Action Level Goal (ALG): The level of a contaminant in drinking water below which there is no known or expected risk to health. ALGs allow for a margin of safety.

Action Level: The concentration of a contaminant which, if exceeded, triggers treatment or other requirements which a water system must follow

Lead and Copper	Date Sampled	MCLG	Action Level (AL)	90 <sup>th</sup> Percential	#Sites Over All	Units	Violation	Likely Source of Contaminants
Copper	2016	1.3	1.3	0.21	0	ppm	N	Erosion of natural deposits, Leaching from wood preservatives, Corrosion of household plumbing systems
Lead	2016	0	15	1.4	0	ppb	N	Corrosion of household plumbing systems; Erosion of natural deposits.

#### Disinfectant Residual Table for El Paso County WCID #4

Disinfectant	Year	Average Level	Minimum Level	Maximum Level	MRDL	MRDLG	Unit of Measure	Violation (Y/N)	Likely Source of Contamination
Gas Chlorine	2016	97	38	1.78	4	4	Mg/L	N	Water additive used to control microbes

## Regulated Contaminants

Disinfectants and Disinfection By-Products	Collection Date	Highest Level Detected	Range of Levels Detected	MCLG	MCL	Units	Violation	Likely source of Contaminants
Haloacetic Acids (HAA5)*	2016	13	10 – 15.6	No goal for the total	60	ppb	N	By-product of drinking water disinfection

Total Trihalomethanes (TTHM)*	2016	48	37.2 – 58.5	No goal for the total	80	ppb	N	By-product of drinking water disinfection
-------------------------------	------	----	-------------	-----------------------	----	-----	---	---

Continue in next page.

Inorganic Contaminants	Collection Date	Highest Level Detected	Range of Levels Detected	MCLG	MCL	Units	Violation	Likely Source of Contamination
Arsenic – While your drinking water meets EPA standards for arsenic, it does contain low levels of arsenic. EPA's standard balances the current understanding of arsenic's possible health effects against the costs of removing arsenic from drinking water. EPA continues to research the health effects of low levels of arsenic, which is a mineral known to cause cancer in humans at high concentrations and is linked to other health effects such as skin damage and circulatory problems.	2016	6	5.86 – 5.86	0	10	ppb	N	Erosion of natural deposits; Runoff from orchards; Runoff from glass and electronics production wastes.
Barium	05/08/2014	0.087	0.04 – 0.087	2	2	ppm	N	Discharge of drilling wastes; Discharge from metal refineries; Erosion of natural deposits.
Chromium	05/08/2014	9.1	6.7 – 9.1	100	100	ppb	N	Discharge from steel and pulp mills; Erosion of natural deposits.
Fluoride	05/08/2014	0.459	0.332 – 0.459	4	4.0	ppm	N	Erosion of natural deposits; Water additive which promotes strong teeth; Discharge from fertilizer and aluminum factories.
Nitrate [measured as Nitrogen]	2016	0.1	0 – 0.1	10	10	ppm	N	Runoff from fertilizer use; Leaching from septic tanks, sewage; Erosion of natural deposits.
Selenium	05/08/2014	8.3	5.9 – 8.3	50	50	ppb	N	Discharge from petroleum and metal refineries; Erosion of natural deposits; Discharge from mines.
Radioactive Contaminants	Collection Date	Highest Level Detected	Range of Levels Detected	MCLG	MCL	Units	Violation	Likely Source of Contamination
Combined Radium 226/228	2016	1.5	1.5 – 1.5	0	5	pCi/L	N	Erosion of natural deposits.
Uranium	2016	1.1	1.1 – 1.1	0	30	ug/l	N	Erosion of natural deposits.

## 2017 Consumer Confidence Report for Public Water System EL PASO COUNTY WCID #4 FABENS

This is your water quality report for January 1 to December 31, 2017

EL PASO COUNTY WCID 4 FABENS provides ground water from the following Lake/River/Reservoir/Aquifer: HUECO MESILLA BOLSON located at the County of El Paso, Texas

Este reporte incluye información importante sobre el agua para tomar. Para asistencia en español, favor de llamar al teléfono (915) 764-2212

### Information about your Drinking Water

The sources of drinking water (both tap water and bottled water) include rivers, lakes, streams, ponds, reservoirs, springs, and wells. As water travels over the surface of the land or through the ground, it dissolves naturally-occurring minerals and, in some cases, radioactive material, and can pick up substances resulting from the presence of animals or from human activity.

Drinking water, including bottled water, may reasonably be expected to contain at least small amounts of some contaminants. The presence of contaminants does not necessarily indicate that water poses a health risk. More information about contaminants and potential health effects can be obtained by calling the EPA's Safe Drinking Water Hotline at (800) 426-4791.

Contaminants that may be present in source water include:

- Microbial contaminants, such as viruses and bacteria, which may come from sewage treatment plants, septic systems, agricultural livestock operations, and wildlife
- Inorganic contaminants, such as salts and metals, which can be naturally-occurring or result from urban storm water runoff, industrial or domestic wastewater discharges, oil and gas production, mining, or farming.
- Pesticides and herbicides, which may come from a variety of sources such as agriculture, urban storm water runoff, and residential uses.

- Organic chemical contaminants, including synthetic and volatile organic chemicals, which are by-products of industrial processes and petroleum production, and can also, come from gas stations, urban storm water runoff, and septic systems.

- Radioactive contaminants, which can be naturally-occurring or be the result of oil and gas production and mining activities.

In order to ensure that tap water is safe to drink, EPA prescribes regulations which limit the amount of certain contaminants, in water provided by public water systems. FDA regulations establish limits for contaminants in bottled water which must provide the same protection for public health.

Contaminants may be found in drinking water that may cause taste, color, or odor problems. These types of problems are not necessarily causes for health concerns. For more information on taste, odor, or color of drinking water please contact the system's business office.

You may be more vulnerable than the general population to certain microbial contaminants, such as Cryptosporidium, in drinking water. Infants, some elderly, or immunocompromised persons such as those undergoing chemotherapy for cancer; persons who have undergone organ transplants; those who are undergoing treatment with steroids; and people with HIV/AIDS or other immune system disorders can be particularly at risk infections. You should seek advice about drinking water from your physician or health care providers. Additional guidelines on appropriate means to lessen the risk of infection by Cryptosporidium are available from the Safe Drinking Water Hotline at (800-426-4791).

If present, elevated levels of lead can cause serious health problems, especially for pregnant women and young children. Lead in drinking water is primarily from materials and components associated with service lines and home plumbing. We are responsible for providing high quality drinking water, but we cannot control the variety of materials used in plumbing components.

When your water has been sitting for several hours, you can minimize the potential for lead exposure by flushing your tap for 30 seconds to 2 minutes before using water for drinking or cooking. If you are concerned about lead in your water, you may wish to have your water tested. Information on lead in drinking water, testing methods, and steps you can take to minimize exposure is available from the Safe Drinking Water Hotline or at <http://www.epa.gov/safewater/lead>.

### Information about Source Water Assessments

TCEQ completed an assessment of your source Water and results indicate that some of our sources are susceptible to certain contaminants. The sampling requirements for your water system are based on this susceptibility and previous sample data. Any detection of these contaminants may be found in this Consumer Confident Report. For more information on source water assessments and protection efforts at our system, contact Martin Madrid @ (915) 764-221

### Source Water Name

2 – 991 WALKER AVE  
991 WALKER AVE  
TYPE OF WATER – GW  
REPORT STATUS – ACTIVE  
LOCATION – AQUIFER

3 – (GOLF COURSE) - 600 4<sup>TH</sup> NE  
600 4<sup>TH</sup> NE  
TYPE OF WATER – GW  
REPORT STATUS – ACTIVE  
LOCATION – AQUIFER

4 – 1220 NE CAMP ST  
1220 NE CAMP ST  
TYPE OF WATER – GW  
REPORT STATUS – ACTIVE  
LOCATION - AQUIFER

<b>Definitions and Abbreviations:</b>	
Definitions and Abbreviations	The following tables contain scientific terms and measures, some of which may require explanation.
Action Level.	The concentration of a contaminant which, if exceeded, triggers treatment or other requirements which A water system must follow.
Action Level Goal (ALG):	The level of a contaminant in drinking Water below which there is no known or Expected risk to health. ALGs allow for a Margin of safety.

Avg:	Regulatory compliance with some MCLs are based on running annual average of monthly samples.
Maximum Contaminant Level or MCL:	The highest level of a contaminant that is allowed in drinking water. MCLs are set as close to the MCLGs as feasible using the best available treatment technology.
Level 1 Assessment:	A Level 1 assessment is a study of the water system to identify potential problems and determine (if possible) why total coliform bacteria have been found in our system.

Maximum Contaminant Level Goal or MCLG:	The level of a contaminant in drinking water below which there is no known or expected risk to health. MCLGs allow for a margin of safety.
Level 2 Assessment:	A Level 2 assessment is a very detailed study of the water system to identify potential problems and determine (if possible) why an E.coli MCL violation has occurred and/or why total coliform bacteria have been found in our water system on multiple occasions.
Maximum Residual Disinfectant Level or MRDL:	The highest level of a disinfectant allowed in drinking water. There is convincing evidence that addition of a disinfectant is necessary for control of microbial contaminants.
Maximum Residual Disinfectant Level goal or MRDLG:	The level of a drinking water disinfectant below which there is no known or expected risk to health. MRDLGs do not reflect the benefits of the use of disinfectants to control microbial contaminants
MFL	Million fibers per liter (a measure of asbestos)
na	Not applicable

mrem	Millirems per year (a measure of radiation absorbed by the body)
NTU	Nephelometric turbidity units (a measure of turbidity)
pCi/L	Picocuries per liter (a measure of radioactivity)
ppb	Micrograms per liter or parts per billion – or one ounce in 7,350,000 gallons of water
ppm	Milligrams per liter or parts per million – or one ounce in 7,350 gallons of water
Treatment Technique Or TT	A required process intended to reduce the level of a contaminant in drinking water
ppt	Parts per trillion, or nanograms per liter (ng/L)
ppq	Parts per quadrillion or pictograms per liter (pg/L)

## 2017 Regulated Contaminants Detected

### Lead and Copper

Lead and Copper	Date Sampled	MCLG	Action Level (AL)	90 <sup>th</sup> Percential	#Sites Over All	Units	Violation	Likely Source of Contaminants
Copper	07/21/2016	1.3	1.3	0.21	0	ppm	N	Erosion of natural deposits, Leaching from wood preservatives, Corrosion of household plumbing systems.
Lead	07/21/2016	0	15	1.4	0	ppb	N	Corrosion of household plumbing systems; Erosion of natural deposits

### Disinfectant Residual Table for El Paso County WCID #4

Disinfectant	Year	Average Level	Minimum Level	Maximum Level	MRDL	MRDLG	Unit of Measure	Violation (Y/N)	Likely Source of Contamination
Gas Chlorine	2017	97	.45	1.72	4	4	Mg/L	N	Water additive used to control microbes

### 2017 Water Quality Test Results

Disinfectants and Disinfection By-Products	Collection Date	Highest Level Detected	Range of Levels Detected	MCLG	MCL	Units	Violation	Likely source of Contaminants
Haloacetic Acids (HAA5)*	2017	13	9.5 – 13.2	No goal for the total	60	ppb	N	By-product of drinking water disinfection

Total Trihalomethanes (TTHM)*	2017	55	34.8 – 55.1	No goal for the total	80	ppb	N	By-product of drinking water disinfection.
-------------------------------	------	----	-------------	-----------------------	----	-----	---	--

\*The value in the Highest Level or Average Detected column is the highest average of all TTHM sample results collected at a location over a year

Continue in next page.

<b>Inorganic Contaminants</b>	<b>Collection Date</b>	<b>Highest Level Detected</b>	<b>Range of Levels Detected</b>	<b>MCLG</b>	<b>MCL</b>	<b>Units</b>	<b>Violation</b>	<b>Likely Source of Contamination</b>
Arsenic – While your drinking water meets EPA standards for arsenic, it does contain low levels of arsenic. EPA's standard balances the current understanding of arsenic's possible health effects against the costs of removing arsenic from drinking water. EPA continues to research the health effects of low levels of arsenic, which is a mineral known to cause cancer in humans at high concentrations and is linked to other health effects such as skin damage and circulatory problems.	2017	6	5.3 – 6.1	0	10	ppb	N	Erosion of natural deposits; Runoff from orchards; Runoff from glass and electronics production wastes.
Barium	2017	0.11	0.044 – 0.11	2	2	ppm	N	Discharge of drilling wastes, Discharge from metal refineries, Erosion of natural deposits.
Chromium	2017	2.2	2.1 – 2.2	100	100	ppb	N	Discharge from steel and pulp mills; Erosion of natural deposits.
Fluoride	2017	0.438	0.409 – 0.438	4	4.0	ppm	N	Erosion of natural deposits, Water additive which promotes strong teeth, Discharge from fertilizer and aluminum factories.
Nitrate [measured as Nitrogen]	2017	0.118	0 – 0.118	10	10	ppm	N	Runoff from fertilizer use; Leaching from septic tanks, sewage Erosion of natural deposits
<b>Radioactive Contaminants</b>	<b>Collection Date</b>	<b>Highest Level Detected</b>	<b>Range of Levels Detected</b>	<b>MCLG</b>	<b>MCL</b>	<b>Units</b>	<b>Violation</b>	<b>Likely Source of Contamination</b>
<b>Combined Radium 226/228</b>	11/14/2016	1.5	1.5 – 1.5	0	5	pCi/L	N	Erosion of natural deposits.
<b>Uranium</b>	11/14/2016	1.1	1.1 – 1.1	0	30	ug/l	N	Erosion of natural deposits



## 2018 Consumer Confidence Report for Public Water System EL PASO COUNTY WCID #4 FABENS

This is your water quality report for January 1 to December 31, 2018

EL PASO COUNTY WCID 4 FABENS provides ground water from the following Lake/River/Reservoir/Aquifer: HUECO MESILLA BOLSON located at the County of El Paso, Texas

Este reporte incluye información importante sobre el agua para tomar. Para asistencia en español, favor de llamar al teléfono (915) 764-2212

### Information about your Drinking Water

The sources of drinking water (both tap water and bottled water) include rivers, lakes, streams, ponds, reservoirs, springs, and wells. As water travels over the surface of the land or through the ground, it dissolves naturally-occurring minerals and, in some cases, radioactive material, and can pick up substances resulting from the presence of animals or from human activity.

Drinking water, including bottled water, may reasonably be expected to contain at least small amounts of some contaminants. The presence of contaminants does not necessarily indicate that water poses a health risk. More information about contaminants and potential health effects can be obtained by calling the EPA's Safe Drinking Water Hotline at (800) 426-4791.

Contaminants that may be present in source water include:

- Microbial contaminants, such as viruses and bacteria, which may come from sewage treatment plants, septic systems, agricultural livestock operations, and wildlife.
- Inorganic contaminants, such as salts and metals, which can be naturally-occurring or result from urban storm water runoff, industrial or domestic wastewater discharges, oil and gas production, mining, or farming
- Pesticides and herbicides, which may come from a variety of sources such as agriculture, urban storm water runoff, and residential uses

- Organic chemical contaminants, including synthetic and volatile organic chemicals, which are by-products of industrial processes and petroleum production, and can also, come from gas stations, urban storm water runoff, and septic systems.

- Radioactive contaminants, which can be naturally-occurring or be the result of oil and gas production and mining activities.

In order to ensure that tap water is safe to drink, EPA prescribes regulations which limit the amount of certain contaminants, in water provided by public water systems. FDA regulations establish limits for contaminants in bottled water which must provide the same protection for public health.

Contaminants may be found in drinking water that may cause taste, color, or odor problems. These types of problems are not necessarily causes for health concerns. For more information on taste, odor, or color of drinking water please contact the system's business office.

You may be more vulnerable than the general population to certain microbial contaminants, such as Cryptosporidium, in drinking water. Infants, some elderly, or immunocompromised persons such as those undergoing chemotherapy for cancer; persons who have undergone organ transplants, those who are undergoing treatment with steroids, and people with HIV/AIDS or other immune system disorders can be particularly at risk infections. You should seek advice about drinking water from your physician or health care providers. Additional guidelines on appropriate means to lessen the risk of infection by Cryptosporidium are available from the Safe Drinking Water Hotline at (800-426-4791).

If present, elevated levels of lead can cause serious health problems, especially for pregnant women and young children. Lead in drinking water is primarily from materials and components associated with service lines and home plumbing. We are responsible for providing high quality drinking water, but we cannot control the variety of materials used in plumbing components

When your water has been sitting for several hours, you can minimize the potential for lead exposure by flushing your tap for 30 seconds to 2 minutes before using water for drinking or cooking. If you are concerned about lead in your water, you may wish to have your water tested. Information on lead in drinking water, testing methods, and steps you can take to minimize exposure is available from the Safe Drinking Water Hotline or at <http://www.epa.gov/safewater/lead>.

### Source Water Name

2 – 991 WALKER AVE  
TYPE OF WATER – GW  
REPORT STATUS – ACTIVE  
LOCATION – AQUIFER

3 – (GOLF COURSE) - 600 4<sup>TH</sup> NE  
TYPE OF WATER – GW  
REPORT STATUS – ACTIVE  
LOCATION – AQUIFER

4 – 1220 NE CAMP ST  
TYPE OF WATER – GW  
REPORT STATUS – ACTIVE  
LOCATION - AQUIFER

<b>Definitions and Abbreviations:</b>	
Definitions and Abbreviations	The following tables contain scientific terms and measures, some of which may require explanation.
NTU	Nephelometric turbidity units (a measure of turbidity)
pCi/L	Picocuries per liter (a measure of radioactivity)
ppb	Micrograms per liter or parts per billion – or one ounce in 7,350,000 gallons of water.
ppm	Milligrams per liter or parts per million – or one ounce in 7,350 gallons of water.
Treatment Technique Or TT	A required process intended to reduce the level of a contaminant in drinking water
ppt	Parts per trillion, or nanograms per liter (ng/L)
ppq	Parts per quadrillion or pictograms per liter (pg/L)
mrem	Millirems per year (a measure of radiation absorbed by the body)

<b>Definitions and Abbreviations:</b>	
Definitions and Abbreviations	The following tables contain scientific terms and measures, some of which may require explanation.
Action Level:	The concentration of a contaminant which, if exceeded, triggers treatment or other requirements which a water system must follow.
Action Level Goal (ALG):	The level of a contaminant in drinking Water below which there is no known or Expected risk to health. ALGs allow for a Margin of safety.

Avg:	Regulatory compliance with some MCLs are based on running annual average of monthly samples.
Maximum Contaminant Level or MCL:	The highest level of a contaminant that is allowed in drinking water. MCLs are set as close to the MCLGs as feasible using the best available treatment technology.
Level 1 Assessment:	A Level 1 assessment is a study of the water system to identify potential problems and determine (if possible) why total coliform bacteria have been found in our system.

Maximum Contaminant Level Goal or MCLG:	The level of a contaminant in drinking water below which there is no known or expected risk to health. MCLGs allow for a margin of safety.
Level 2 Assessment:	A Level 2 assessment is a very detailed study of the water system to identify potential problems and determine (if possible) why an E.coli MCL violation has occurred and/or why total coliform bacteria have been found in our water system on multiple occasions.
Maximum Residual Disinfectant Level or MRDL:	The highest level of a disinfectant allowed in drinking water. There is convincing evidence that addition of a disinfectant is necessary for control of microbial contaminants.
Maximum Residual Disinfectant Level goal or MRDLG:	The level of a drinking water disinfectant below which there is no known or expected risk to health. MRDLGs do not reflect the benefits of the use of disinfectants to control microbial contaminants.
MFL	Million fibers per liter (a measure of asbestos)
na:	Not applicable.

### Information about Source Water

TCEQ completed an assessment of your source water and results indicate that some of our sources are susceptible to certain contaminants. The sampling requirements for your water system are based on this susceptibility and previous sample data. Any detection of these contaminants may be found in this Consumer Confidence Report. For more information on source water assessments and protection efforts at our system, contact Martin Madrid @ (915) 764-2212

Lead and Copper	Date Sampled	MCLG	Action Level (AL)	90 <sup>th</sup> Percential	#Sites Over All	Units	Violation	Likely Source of Contaminants
Copper	07/21/2016	1.3	1.3	0.21	0	ppm	N	Erosion of natural deposits; Leaching from wood preservatives, Corrosion of household plumbing systems
Lead	07/21/2016	0	15	1.4	0	ppb	N	Corrosion of household plumbing systems; Erosion of natural deposits.

### 2018 Disinfectant Residual Table for El Paso County WCID #4

Disinfectant	Year	Average Level	Minimum Level	Maximum Level	MRDL	MRDLG	Unit of Measure	Violation (Y/N)	Likely Source of Contamination
Gas Chlorine	2018	96	.45	1.56	4	4	Mg/L	ppm	Water additive used to control microbes

### 2018 Water Quality Test Results

Disinfectants and Disinfection By-Products	Collection Date	Highest Level Detected	Range of Levels Detected	MCLG	MCL	Units	Violation	Likely source of Contaminants
Haloacetic Acids (HAA5)*	2018	15	9.9 – 14.6	No goal for the total	60	ppb	N	By-product of drinking water disinfection.

\*The value in the Highest Level or Average Detected column is the highest average of all HAA5 sample results collected at a location over a year'

Total Trihalomethanes (TTHM)*	Collection Date	Highest Level Detected	Range of Levels Detected	MCLG	MCL	Units	Violation	Likely source of Contaminants
Total Trihalomethanes (TTHM)*	2018	49	39.3 – 49.3	No goal for the total	80	ppb	N	By-product of drinking water disinfection

\*The value in the Highest Level or Average Detected column is the highest average of all TTHM sample results collected at a location over a year'

<b>Inorganic Contaminants</b>	<b>Collection Date</b>	<b>Highest Level Detected</b>	<b>Range of Levels Detected</b>	<b>MCLG</b>	<b>MCL</b>	<b>Units</b>	<b>Violation</b>	<b>Likely Source of Contamination</b>
Arsenic	2018	6	5.3 – 5.3	0	10	ppb	N	Erosion of natural deposits; Runoff from orchards; Runoff from glass and electronics production wastes.
Barium	2018	0.057	0.057 – 0.057	2	2	ppm	N	Discharge of drilling wastes, Discharge from metal refineries; Erosion of natural deposits
Fluoride	02/08/17	0.438	0.409 – 0.438	4	4.0	ppm	N	Erosion of natural deposits; Water additive which promotes strong teeth, Discharge from fertilizer and aluminum factories.
Nitrate [measured as Nitrogen]	2018	0.0974	0 – 0.0974	10	10	ppm	N	Runoff from fertilizer use; Leaching from septic tanks, sewage. Erosion of natural deposits.
<b>Radioactive Contaminants</b>	<b>Collection Date</b>	<b>Highest Level Detected</b>	<b>Range of Levels Detected</b>	<b>MCLG</b>	<b>MCL</b>	<b>Units</b>	<b>Violation</b>	<b>Likely Source of Contamination</b>
Combined Radium 226/228	11/14/2016	1.5	1.5 – 1.5	0	5	pCi/L	N	Erosion of natural deposits.
Uranium	11/14/2016	1.1	1.1 – 1.1	0	30	ug/l	N	Erosion of natural deposits.

**ANNUAL REPORT SUPPLEMENTAL INFORMATION FOR PUBLIC BODY**

<b>Name:</b> <u>El Paso County Water Control &amp; Improvement District #4</u>	<b>Date:</b> <u>2015</u>
--	--------------------------

**Contact Person:** Mike L Terrazas, Jr. General Manager

**Address:** P.O. Box 3880 Fabens, TX 79838-3880 **Phone #:** 915 764-2212

**1. Governing Body:**

Board of Director(s)	<u>Name</u>	<u>Address</u>	<u>Telephone</u>	<u>Term of office</u>
President	Mario Aguirre	P.O. Box 1366 Fabens, TX 79838	(915) 764-2212	11/8/2016
Vice-President	Magda C. Flores	P.O. Box 91 Fabens, TX 79838	(915) 764-2212	11/6/2018
Secretary	Morgan J. Laird	P.O. Box 422 Fabens, TX 79838	(915) 764-2212	11/8/2016
Member	Jose Ramirez	P.O. Box 1405 Fabens, TX 79838	(915) 764-2212	11/6/2018
Member	Barbara C. Telas	P.O. Box 1051 Fabens, TX 79838	(915) 764-2212	11/6/2018

**2. Name of Operator:** Martin Madrid **Water:** C **Wastewater:** B **Class Certificate (B,C, or D)**       
**Address:** P.O. Box 3880 / 117 E. Main, Fabens, TX 79838 **Phone #:** (915) 764-2212

**3. Date of Last Chemical Analysis of Water:** July' 2015

**4. Number of Residential/Commercial Users with 3/4 Inch Meters:** 2971

**5. Number of Commercial Users with larger than 3/4 inch meters:** 90

<b>6. Numbers of Users by Ethnic Group:</b>	<b>White</b>	<u>93</u>	<b>Black</b>	<u>3</u>	<b>Hispanic</b>	<u>2191</u>
	<b>Asian</b>	<u>0</u>	<b>American Indian</b>	<u>0</u>	<u>2287</u>	

<b>7. Minimum Water Rate:</b>	<u>0 - 3000</u>	gallons for \$ <u>18.32</u>	
	<u>3,001 - 15,000</u>	gallons for \$ <u>1.84</u>	\1000 gallons
	<u>15,001 - 34,000</u>	gallons for \$ <u>3.18</u>	\1000 gallons
	<u>34,001 - 1,000,000</u>	gallons for \$ <u>3.88</u>	\1000 gallons
	<u>Over 1,000,000</u>	gallons for \$ <u>5.06</u>	\1000 gallons

all over

**8. Amount of insurance cover:** **Property** \$10,299,175 **Liability** \$3,000,000  
**Wokman's Comp** \$ Statutory **Fidelity Bond** \$ N/A  
 (Please attach a copy of each)

<b>Water Produced:</b> <u>257,956,000</u>	<b>Water Sold:</b> <u>230,960,467</u>
<b>Water Purchased:</b> <u>\$2,471,882.32</u>	(gallons)

SEWER SYSTEMS

1. Number of Residential Users:	<u>2,078</u>
2. Number of Commercial Users:	<u>141</u>
3. Number of Users by Ethnic Group:	
White	<u>93</u>
Black	<u>3</u>
Hispanic	<u>2,191</u>
Asian	<u>0</u>
American Indian	<u>0</u>
Total:	<b><u>2,287</u></b>
4. Minimum Sewer Rate for Residential:	<u>29.20</u>
5. Minimum Sewer Rate for Commercial:	<u>56.99</u>

**ANNUAL REPORT SUPPLEMENTAL INFORMATION FOR PUBLIC BODY**

<b>Name:</b>	El Paso County Water Control & Improvement District #4	<b>Date:</b> 2016
--------------	--	-------------------

Contact Person: Mike L Terrazas, Jr. General Manager

Address: P.O. Box 3880 Fabens, TX 79838-3880 Phone #: 915 764-2212

1. Governing Body:

Board of Director(s)	Name	Address	Telephone	Term of office
President	Mario Aguirre	P.O. Box 1366 Fabens, TX 79838	(915) 764-2212	11/8/2016
Vice-President	Magda C. Flores	P.O. Box 91 Fabens, TX 79838	(915) 764-2212	11/6/2018
Secretary	Morgan J. Laird	P.O. Box 422 Fabens, TX 79838	(915) 764-2212	2/12/2016
Member	Jose Ramirez	P.O. Box 1405 Fabens, TX 79838	(915) 764-2212	11/6/2018
Member	Barbara C. Telas	P.O. Box 1051 Fabens, TX 79838	(915) 764-2212	11/6/2018
Member	Juana Gutierrez	P.O. Box 1198 Fabens, TX 79838	(915) 764-2212	11/3/2020
Member	Thelma Quinones	P.O. Box 1012 Fabens, TX 79838	(915) 764-2212	11/3/2020

2. Name of Operator: Martin Madrid Water: C Wastewater: B Class Certificate (B,C, or D)       
 Address: P.O. Box 3880 / 117 E. Main, Fabens, TX 79838 Phone (915) 764-2212

3. Date of Last Chemical Analysis of Water: 9/22/2016

4. Number of Residential/Commercial Users with 3/4 Inch Meters: 2205

5. Number of Commercial Users with larger than 3/4 inch meters: 74

6. Numbers of Users by Ethnic Group:	White	<u>74</u>	Black	<u>3</u>	Hispanic	<u>2249</u>
	Asian	<u>2</u>	American Indian	<u>0</u>	Other	<u>3</u>
	<b>TTL</b>					<b><u>2331</u></b>

7. Minimum Water Rate:	0 - 3000	gallons for \$ 19.24	
	3,001 - 15,000	gallons for \$ 1.93	\1000 gallons
	15,001 - 34,000	gallons for \$ 3.18	\1000 gallons
	34,001 - 1,000,000	gallons for \$ 3.88	\1000 gallons
	all over Over 1,000,000	gallons for \$ 5.06	\1000 gallons

8. Amount of insurance cover: Property \$10,299,175 Liability \$3,000,000  
 Workman's Comp: \$ Statutory Fidelity Bond \$ N/A  
 (Please attach a copy of each)

Water Produced: <u>253,413,200</u>	Water Sold: <u>229,892,767</u>
Water Purchased: <u>\$2,479,740.95</u>	(gallons)

SEWER SYSTEMS

1. Number of Residential Users:	<u>2,097</u>
2. Number of Commercial Users:	<u>149</u>
3. Number of Users by Ethnic Group:	
White	<u>74</u>
Black	<u>3</u>
Hispanic	<u>2,249</u>
Asian	<u>2</u>
American Indian	<u>0</u>
Other	<u>3</u>
Total:	<b>2,331</b>
4. Minimum Sewer Rate for Residential:	<u>29.20</u>
5. Minimum Sewer Rate for Commercial:	<u>56.99</u>



# ANNUAL REPORT SUPPLEMENTAL INFORMATION FOR PUBLIC BODY

<b>Name:</b> <u>El Paso County Water Control &amp; Improvement District #4</u>	<b>Date:</b> <u>2017</u>
--	--------------------------

Contact Person: Mike L Terrazas, Jr. General Manager

Address: P.O. Box 3880 Fabens, TX 79838-3880 Phone #: (915) 764-2212

1. Governing Body:

Board of Director(s)	<u>Name</u>	<u>Address</u>	<u>Telephone</u>	<u>Term of office</u>
President	Magda C. Flores	P.O. Box 91 Fabens, TX 79838	(915) 764-2212	11/6/2018
Vice President	Juana Gutierrez	P.O. Box 1198 Fabens, TX 79838	(915) 764-2212	11/3/2020
Secretary	Barbara C. Telas	P.O. Box 1051 Fabens, TX 79838	(915) 764-2212	11/6/2018
Member	Jose Ramirez	P.O. Box 1405 Fabens, TX 79838	(915) 764-2212	11/6/2018
Member	Thelma Quinones	P.O. Box 1012 Fabens, TX 79838	(915) 764-2212	11/3/2020

2. Name of Operator: Martin Madrid Water: C Wastewater: B Class Certificate (B,C, or D) \_\_\_\_\_  
 Address: P.O. Box 3880 / 117 E. Main, Fabens, TX 79838 Phone #: (915) 764-2212

3. Date of Last Chemical Analysis of Water: 5/18/2017

4. Number of Residential/Commercial Users with 3/4 Inch Meters: 2224

5. Number of Commercial Users with larger than 3/4 inch meters: 78

6. Numbers of Users by Ethnic Group:	White	<u>72</u>	Black	<u>4</u>	Hispanic	<u>2298</u>
	Asian	<u>2</u>	American Indian	<u>0</u>	Other	<u>2</u>
					<b>TTL</b>	<b><u>2378</u></b>

7. Minimum Water Rate:

	<u>0 - 3000</u>	<u>gallons for \$ 20.20</u>
	<u>3,001 - 15,000</u>	<u>gallons for \$ 2.03 \1000 gallons</u>
	<u>15,001 - 34,000</u>	<u>gallons for \$ 3.18 \1000 gallons</u>
	<u>34,001 - 1,000,000</u>	<u>gallons for \$ 3.88 \1000 gallons</u>
all over	<u>Over 1,000,000</u>	<u>gallons for \$ 5.06 \1000 gallons</u>

8. Amount of insurance cover: Property \$10,299,175 Liability \$3,000,000  
 Workman's Comp: \$ Statutory Fidelity Bond \$ N/A  
 (Please attach a copy of each)

Water Produced: <u>250,539,600</u>	Water Sold: <u>225,481,946</u>
Water Purchased: <u>\$2,592,889.00</u>	(gallons)

# ANNUAL REPORT SUPPLEMENTAL INFORMATION FOR PUBLIC BODY

## SEWER SYSTEMS

Page 2

1. Number of Residential Users:	<u>2,113</u>
2. Number of Commercial Users:	<u>149</u>
3. Number of Users by Ethnic Group:	
White	<u>72</u>
Black	<u>4</u>
Hispanic	<u>2,298</u>
Asian	<u>2</u>
American Indian	<u>0</u>
Other	<u>2</u>
Total:	<u><u>2,378</u></u>
4. Minimum Sewer Rate for Residential:	<u>\$29.20</u>
5. Minimum Sewer Rate for Commercial:	<u>\$56.99</u>

# ANNUAL REPORT SUPPLEMENTAL INFORMATION FOR PUBLIC BODY

**Name:** El Paso County Water Control & Improvement District #4 **Date:** 2018

Contact Person: Mike L Terrazas, Jr. General Manager

Address: P.O. Box 3880 Fabens, TX 79838-3880 Phone #: (915) 764-2212

1. Governing Body:

Board of Director(s)	Name	Address	Telephone	Term of office
President	Magda C. Flores	P.O. Box 91 Fabens, TX 79838	(915) 764-2212	11/8/2022
Vice President	Juana Gutierrez	P.O. Box 1198 Fabens, TX 79838	(915) 764-2212	11/3/2020
Secretary	Barbara C. Telas	P.O. Box 1051 Fabens, TX 79838	(915) 764-2212	11/6/2018
Secretary	Jose Ramirez	P.O. Box 1405 Fabens, TX 79838	(915) 764-2212	11/8/2022
Member	Thelma Quinones	P.O. Box 1012 Fabens, TX 79838	(915) 764-2212	11/3/2020
Member	Israel Martinez Jr.	P.O. Box 2613 Fabens, TX 79838	(915) 764-2212	11/8/2022

2. Name of Operator: Martin Madrid Water: C Wastewater: B Class Certificate (B,C, or D)  
 Address: P.O. Box 3880 / 117 E. Main, Fabens, TX 79838 Phone #: (915) 764-2212

3. Date of Last Chemical Analysis of Water: 4/10/2018

4. Number of Residential/Commercial Users with 3/4 Inch Meters: 2230

5. Number of Commercial Users with larger than 3/4 inch meters: 81

6. Numbers of Users by Ethnic Group:	White	Black	Native Hawaiian
	<u>62</u>	<u>4</u>	<u>0</u>
	<u>0</u>	<u>0</u>	
		<u>2300</u>	<u>3</u>
		<b>TTL</b>	<b><u>2369</u></b>

7. Minimum Water Rate:	0 - 3000	gallons for \$ 21.21
	<u>3,001 - 15,000</u>	<u>gallons for \$ 2.13</u> \1000 gallons
	<u>15,001 - 34,000</u>	<u>gallons for \$ 3.18</u> \1000 gallons
	<u>34,001 - 1,000,000</u>	<u>gallons for \$ 3.88</u> \1000 gallons
all over	<u>Over 1,000,000</u>	<u>gallons for \$ 5.06</u> \1000 gallons

8. Amount of insurance cover: Property \$10,295,804 Liability \$3,000,000  
 Workman's Comp: \$ Statutory Fidelity Bond \$ N/A  
 (Please attach a copy of each)

Water Produced: 251,325,800 Water Sold: 220,935,197  
 Water Purchased: \$2,700,325.80 (gallons)

# ANNUAL REPORT SUPPLEMENTAL INFORMATION FOR PUBLIC BODY

## SEWER SYSTEMS

Page 2

1. Number of Residential Users:	<u>2,115</u>
2. Number of Commercial Users:	<u>157</u>
3. Number of Users by Ethnic Group:	
White	<u>62</u>
Black	<u>4</u>
Native Hawaiian	<u>0</u>
Asian	<u>0</u>
American Indian	<u>0</u>
Hispanic	<u>2300</u>
Non-Hispanic	<u>3</u>
Total:	<u><b>2,369</b></u>
4. Minimum Sewer Rate for Residential:	<u>\$30.08</u>
5. Minimum Sewer Rate for Commercial:	<u>\$58.70</u>

# 2019

**JANUARY** 31 days      **FEBRUARY** 28 days      **MARCH** 31 days      **APRIL** 30 days

S	M	T	W	T	F	S	S	M	T	W	T	F	S	S	M	T	W	T	F	S	S	M	T	W	T	F	S
		1	2	3	4	5						1	2						1	2		1	2	3	4	5	6
6	7	8	9	10	11	12	3	4	5	6	7	8	9	3	4	5	6	7	8	9	7	8	9	10	11	12	13
13	14	15	16	17	18	19	10	11	12	13	14	15	16	10	11	12	13	14	15	16	14	15	16	17	18	19	20
20	21	22	23	24	25	26	17	18	19	20	21	22	23	17	18	19	20	21	22	23	21	22	23	24	25	26	27
27	28	29	30	31			24	25	26	27	28			24	25	26	27	28	29	30	28	29	30				
		22									21	22	31	25	26							23					


**MAY** 31 days      **JUNE** 30 days      **JULY** 31 days      **AUGUST** 31 days

S	M	T	W	T	F	S	S	M	T	W	T	F	S	S	M	T	W	T	F	S	S	M	T	W	T	F	S
			1	2	3	4						1		1	2	3	4	5	6					1	2	3	
5	6	7	8	9	10	11	2	3	4	5	6	7	8	7	8	9	10	11	12	13	4	5	6	7	8	9	10
12	13	14	15	16	17	18	9	10	11	12	13	14	15	14	15	16	17	18	19	20	11	12	13	14	15	16	17
19	20	21	22	23	24	25	16	17	18	19	20	21	22	21	22	23	24	25	26	27	18	19	20	21	22	23	24
26	27	28	29	30	31		23	24	25	26	27	28	29	28	29	30	31				25	26	27	28	29	30	31
							30	24	25							23						26	27				

**SEPTEMBER** 30 days      **OCTOBER** 31 days      **NOVEMBER** 30 days      **DECEMBER** 31 days

S	M	T	W	T	F	S	S	M	T	W	T	F	S	S	M	T	W	T	F	S	S	M	T	W	T	F	S
1	2	3	4	5	6	7			1	2	3	4	5						1	2	1	2	3	4	5	6	7
8	9	10	11	12	13	14	6	7	8	9	10	11	12	3	4	5	6	7	8	9	8	9	10	11	12	13	14
15	16	17	18	19	20	21	13	14	15	16	17	18	19	10	11	12	13	14	15	16	15	16	17	18	19	20	21
22	23	24	25	26	27	28	20	21	22	23	24	25	26	17	18	19	20	21	22	23	22	23	24	25	26	27	28
29	30	24	25				27	28	29	30	31			24	25	26	27	28	29	30	29	30	31				
		24							22									21	22			24					

10th DUE DATE      OFFICE CLOSURES  
 \$5.00 PENALTY FEE DATE      METER READS  
 PYMNT MUST RECEIVED      BOARD MEETING  
 DISCONNECTION DATE

TCEQ		MICROBIAL MONITORING FORM										 ACCREDITED IN ACCORDANCE WITH <b>NELAC</b> NELAC Certificate #: T10470436-09-TX Test results meet all requirements of NELAC unless stated otherwise.														
Public/Private Water System Identification & Sample Collection Information (Please type or use block print)																										
Public Water System ID: (Must be 7 digits; include all zeros)		0	7	1	0	0	1	8				TCEQ Lab ID: 48134														
Public Water System Name:		EL PASO COUNTY WCID #4																								
County:		EL PASO										LABORATORY USE ONLY - DO NOT MARK TO THE RIGHT OF THE BOLD CENTER LINE														
Send Results To:	Name:	MARTIN MADRID										Sample Iced? <input checked="" type="checkbox"/> Yes <input type="checkbox"/> No	Received By: <i>JWA</i>	Date/Time Received: 1/3/15 1112												
	Address:	117 E. MAIN										If no, temperature at receipt?	Tested By: <i>GOG</i>	Date/Time Tested: 1/13/15 1008												
	City:	FABENS										°C	Reported By: <i>GOG</i>	Date/Time Reported: 1/14/15 1030												
	State:	Texas	Zip:	7	9	8	3	8	-				Report Approval Signature/Title: <i>J. J. ... MICROBIOLOGIST</i>													
Phone #:	(915) 764-2212			Fax #:	(915) 764-4840								Approving Technical Director: <input type="checkbox"/> <i>RAW</i> <input type="checkbox"/>	Date of Approval: 1-14-15												
Sampler Name:		<i>MARTIN MADRID</i>																								
Sampler Contact #:		<i>915-764-2212</i>			Owner	<input type="checkbox"/>	Operator	<input checked="" type="checkbox"/>	Other:	<input type="checkbox"/>																
System Type: (N)		<input checked="" type="checkbox"/> Public		<input type="checkbox"/> Private		<input type="checkbox"/> Bottled/Vended		<input checked="" type="checkbox"/> Groundwater		<input type="checkbox"/> Surface Water		Chlorine Residual: <input checked="" type="checkbox"/> <i>NGA</i>			Lab Results: <input type="checkbox"/>											
Water Source: (N)		<input type="checkbox"/> Other		<input type="checkbox"/> Groundwater with Surface Water Influence							Unsuitable Sample Please Resubmit: <input checked="" type="checkbox"/>		Note: All test results relate only to the samples received.													
Sample Identification/Location		Collected:		Sample Type: (N)												Laboratory Sample ID: Number										
Use Specific Address/Location NOT SITE # Raw Wells Use Source ID for Well Sampled Etc G1234567A		Date		Time		Distribution		Construction		Raw Well		Special		Repeat		Include Lab ID of Originating Positive on all Repeat Samples		Total mg/L		Rejection Criteria #		Total Coliform		E. coli		
		Month	Day	Year	Please specify AM or PM																	Present	Absent	Present	Absent	
800 W. MAIN		1	13	15	9:25	AM	<input checked="" type="checkbox"/>	<input type="checkbox"/>	<input type="checkbox"/>	<input type="checkbox"/>	<input type="checkbox"/>	<input type="checkbox"/>	<input type="checkbox"/>	<input type="checkbox"/>					1.69			<input checked="" type="checkbox"/>	<input checked="" type="checkbox"/>	<input checked="" type="checkbox"/>	<input checked="" type="checkbox"/>	15-00998
720 RIVER S.E.		1	13	15	9:10	AM	<input checked="" type="checkbox"/>	<input type="checkbox"/>	<input type="checkbox"/>	<input type="checkbox"/>	<input type="checkbox"/>	<input type="checkbox"/>	<input type="checkbox"/>	<input type="checkbox"/>					1.36			<input checked="" type="checkbox"/>	<input checked="" type="checkbox"/>	<input checked="" type="checkbox"/>	<input checked="" type="checkbox"/>	15-00999
1201 Camp ST. N.E.		1	13	15	8:29	AM	<input checked="" type="checkbox"/>	<input type="checkbox"/>	<input type="checkbox"/>	<input type="checkbox"/>	<input type="checkbox"/>	<input type="checkbox"/>	<input type="checkbox"/>	<input type="checkbox"/>					.98			<input checked="" type="checkbox"/>	<input checked="" type="checkbox"/>	<input checked="" type="checkbox"/>	<input checked="" type="checkbox"/>	15-01000
1254 POWELL LN.		1	13	15	8:30	AM	<input checked="" type="checkbox"/>	<input type="checkbox"/>	<input type="checkbox"/>	<input type="checkbox"/>	<input type="checkbox"/>	<input type="checkbox"/>	<input type="checkbox"/>	<input type="checkbox"/>					1.23			<input checked="" type="checkbox"/>	<input checked="" type="checkbox"/>	<input checked="" type="checkbox"/>	<input checked="" type="checkbox"/>	15-01001
409 LETTUNICH		1	13	15	8:40	AM	<input checked="" type="checkbox"/>	<input type="checkbox"/>	<input type="checkbox"/>	<input type="checkbox"/>	<input type="checkbox"/>	<input type="checkbox"/>	<input type="checkbox"/>	<input type="checkbox"/>					1.62			<input checked="" type="checkbox"/>	<input checked="" type="checkbox"/>	<input checked="" type="checkbox"/>	<input checked="" type="checkbox"/>	15-01002
801 2ND ST. N.E.		1	13	15	8:50	AM	<input checked="" type="checkbox"/>	<input type="checkbox"/>	<input type="checkbox"/>	<input type="checkbox"/>	<input type="checkbox"/>	<input type="checkbox"/>	<input type="checkbox"/>	<input type="checkbox"/>					1.72			<input checked="" type="checkbox"/>	<input checked="" type="checkbox"/>	<input checked="" type="checkbox"/>	<input checked="" type="checkbox"/>	15-01003
820 5TH ST. N.W.		1	13	15	9:00	AM	<input checked="" type="checkbox"/>	<input type="checkbox"/>	<input type="checkbox"/>	<input type="checkbox"/>	<input type="checkbox"/>	<input type="checkbox"/>	<input type="checkbox"/>	<input type="checkbox"/>					1.72			<input checked="" type="checkbox"/>	<input checked="" type="checkbox"/>	<input checked="" type="checkbox"/>	<input checked="" type="checkbox"/>	15-01004
401 1ST ST. S.W.		1	13	15	7:55	AM	<input checked="" type="checkbox"/>	<input type="checkbox"/>	<input type="checkbox"/>	<input type="checkbox"/>	<input type="checkbox"/>	<input type="checkbox"/>	<input type="checkbox"/>	<input type="checkbox"/>					1.40			<input checked="" type="checkbox"/>	<input checked="" type="checkbox"/>	<input checked="" type="checkbox"/>	<input checked="" type="checkbox"/>	15-01005
148 POTASIO		1	13	15	9:15	PM	<input checked="" type="checkbox"/>	<input type="checkbox"/>	<input type="checkbox"/>	<input type="checkbox"/>	<input type="checkbox"/>	<input type="checkbox"/>	<input type="checkbox"/>	<input type="checkbox"/>					1.55			<input checked="" type="checkbox"/>	<input checked="" type="checkbox"/>	<input checked="" type="checkbox"/>	<input checked="" type="checkbox"/>	15-01006
TCEQ Form 10525 6/2009		Unsuitable Sample Analysis		1) Sample Too old. Analysis not initiated within 30 hours of collection				3) Excessive Chlorine Residual (>10 mg/L)				5) Form Incomplete / Data Discrepancy (Errors Circled)														
		Rejection Criteria & Definitions		2) Quantity Insufficient for analysis (100mL required)				4) Heavy Silt/Turbidity Present				6) Other:														



# ANALYTICAL REPORT

LABORATORY SERVICES  
 4100-L DELTA DRIVE  
 TELEPHONE (915) 594-5725 FAX (915) 594-5430

Sampling Location: Contract Analysis

Requested By: Martin Madrid (915) 764-2212  
 El Paso County WCID #4 Fax: (915) 764-4840  
 117 E Main  
 Fabens, TX 79838-3880  
 Email: mmadrid@epcwcid4.com

Laboratory #: 15-00998  
 Sample Identification: 800 W. Main  
 Client Project #:  
 Sampling Source:  
 Sample Type: Grab

Date/Time Collected: 1/13/2015 @ 9.25  
 Collected By: MM  
 Date Received: 1/13/2015  
 Report Date: 1/15/2015

Analysis	Analytical Method	Result	Dilution	Reporting Limit	Units	Analysis		Analyzed By
						Date	Time	
Chlorine Residual, Free	SM 4500-Cl G	1.7	1	0.1	mg/L	1/13/2015	9:25	MM at Field
E. Coli	SM 9223 A,B	Absent	1		P/A	1/13/2015	16:08	GQG at MIC
Total Coliforms	SM 9223 A,B	Absent	1		P/A	1/13/2015	16:08	GQG at MIC

**Notes**

  
 Paul R. Rivas  
 Laboratory Services Manager

1/15/2015  
 Date

Analyses performed utilizing procedures published in Standard Methods for the Examination of Water and Wastewater, 21st Edition 2005 or EPA Methods for the Chemical Analysis of Water and Wastes [EPA-600/4-79-020], March 1983 and the latest promulgated updates.



# ANALYTICAL REPORT

LABORATORY SERVICES  
 4100-L DELTA DRIVE  
 TELEPHONE (915) 594-5725 FAX (915) 594-5430

Sampling Location: Contract Analysis

Requested By: Martin Madrid (915) 764-2212  
 El Paso County WCID #4 Fax. (915) 764-4840  
 117 E Main  
 Fabens, TX 79838-3880  
 Email: mmadrid@epcwcid4.com

Laboratory #: 15-00999  
 Sample Identification: 720 River SE  
 Client Project #:  
 Sampling Source:  
 Sample Type: Grab

Date/Time Collected: 1/13/2015 @ 8:10  
 Collected By: MM  
 Date Received: 1/13/2015  
 Report Date: 1/15/2015

Analysis	Analytical Method	Result	Dilution	Reporting Limit	Units	Analysis Date	Analysis Time	Analyzed By
Chlorine Residual, Free	SM 4500-Cl G	1.4	1	0.1	mg/L	1/13/2015	8:10	MM at Field
E. Coli	SM 9223 A,B	Absent	1		P/A	1/13/2015	16:08	GQG at MIC
Total Coliforms	SM 9223 A,B	Absent	1		P/A	1/13/2015	16:08	GQG at MIC

**Notes**

  
 Paul R. Rivas  
 Laboratory Services Manager

1/15/2015  
 \_\_\_\_\_  
 Date

Analyses performed utilizing procedures published in Standard Methods for the Examination of Water and Wastewater, 21st Edition 2005 or EPA Methods for the Chemical Analysis of Water and Wastes [EPA-600/4-79-020], March 1983 and the latest promulgated updates.





# ANALYTICAL REPORT

LABORATORY SERVICES  
 4100-L DELTA DRIVE  
 TELEPHONE (915) 594-5725 FAX (915) 594-5430

Sampling Location: Contract Analysis

Requested By: Martin Madrid (915) 764-2212  
 El Paso County WCID #4 Fax: (915) 764-4840  
 117 E Main  
 Fabens, TX 79838-3880  
 Email: mmadrid@epcwcid4.com

Laboratory #: 15-01000  
 Sample Identification: 1001 Camp St NE  
 Client Project #:  
 Sampling Source:  
 Sample Type: Grab

Date/Time Collected: 1/13/2015 @ 8:20  
 Collected By: MM  
 Date Received: 1/13/2015  
 Report Date: 1/15/2015

Analysis	Analytical Method	Result	Dilution	Reporting Limit	Units	Analysis		Analyzed By
						Date	Time	
Chlorine Residual, Free	SM 4500-Cl G	1.0	1	0.1	mg/L	1/13/2015	8:20	MM at Field
E. Coli	SM 9223 A,B	Absent	1		P/A	1/13/2015	16:08	GQG at MIC
Total Coliforms	SM 9223 A,B	Absent	1		P/A	1/13/2015	16:08	GQG at MIC

**Notes**

  
 Paul R. Rivas  
 Laboratory Services Manager

1/15/2015  
 Date

Analyses performed utilizing procedures published in Standard Methods for the Examination of Water and Wastewater, 21st Edition 2005 or EPA Methods for the Chemical Analysis of Water and Wastes [EPA-600/4-79-020], March 1983 and the latest promulgated updates.



# ANALYTICAL REPORT

LABORATORY SERVICES  
 4100-L DELTA DRIVE  
 TELEPHONE (915) 594-5725 FAX (915) 594-5430

Sampling Location: Contract Analysis

Requested By: Martin Madrid (915) 764-2212  
 El Paso County WCID #4 Fax (915) 764-4840  
 117 E Main  
 Fabens, TX 79838-3880  
 Email mmadrid@epewcid4.com

Laboratory #: 15-01001  
 Sample Identification: 1254 Powell Ln  
 Client Project #:  
 Sampling Source:  
 Sample Type: Grab

Date/Time Collected: 1/13/2015 @ 8.30  
 Collected By: MM  
 Date Received: 1/13/2015  
 Report Date: 1/15/2015

Analysis	Analytical Method	Result	Dilution	Reporting Limit	Units	Analysis Date	Time	Analyzed By
Chlorine Residual, Free	SM 4500-Cl G	1.3	1	0.1	mg/L	1/13/2015	8.30	MM at Field
E. Coli	SM 9223 A,B	Absent	1		P/A	1/13/2015	16.08	GQG at MIC
Total Coliforms	SM 9223 A,B	Absent	1		P/A	1/13/2015	16.08	GQG at MIC

**Notes**

  
 Paul R. Rivas  
 Laboratory Services Manager

1/15/2015  
 \_\_\_\_\_  
 Date

Analyses performed utilizing procedures published in Standard Methods for the Examination of Water and Wastewater, 21st Edition 2005 or EPA Methods for the Chemical Analysis of Water and Wastes [EPA-600/4-79-020], March 1983 and the latest promulgated updates.



# ANALYTICAL REPORT

LABORATORY SERVICES  
 4100-L DELTA DRIVE  
 TELEPHONE (915) 594-5725 FAX (915) 594-5430

Sampling Location: Contract Analysis

Requested By: Martin Madrid (915) 764-2212  
 El Paso County WCID #4 Fax. (915) 764-4840  
 117 E Main  
 Fabens, TX 79838-3880  
 Email: mmadrid@epcwcid4.com

Laboratory #: 15-01002  
 Sample Identification: 409 Lettunich  
 Client Project #:  
 Sampling Source:  
 Sample Type: Grab

Date/Time Collected: 1/13/2015 @ 8:40  
 Collected By: MM  
 Date Received: 1/13/2015  
 Report Date: 1/15/2015

Analysis	Analytical Method	Result	Dilution	Reporting Limit	Units	Analysis		Analyzed By
						Date	Time	
Chlorine Residual, Free	SM 4500-Cl G	1.6	1	0.1	mg/L	1/13/2015	8:40	MM at Field
E. Coli	SM 9223 A,B	Absent	1		P/A	1/13/2015	16:08	GQG at MIC
Total Coliforms	SM 9223 A,B	Absent	1		P/A	1/13/2015	16:08	GQG at MIC

**Notes**

  
 Paul R. Rivas  
 Laboratory Services Manager

1/15/2015  
 \_\_\_\_\_  
 Date

Analyses performed utilizing procedures published in Standard Methods for the Examination of Water and Wastewater, 21st Edition 2005 or EPA Methods for the Chemical Analysis of Water and Wastes [EPA-600/4-79-020], March 1983 and the latest promulgated updates.



# ANALYTICAL REPORT

LABORATORY SERVICES  
 4100-L DELTA DRIVE  
 TELEPHONE (915) 594-5725 FAX (915) 594-5430

Sampling Location: Contract Analysis

Requested By: Martin Madrid (915) 764-2212  
 El Paso County WCID #4 Fax: (915) 764-4840  
 117 E Main  
 Fabens, TX 79838-3880  
 Email: mmadrid@epcwcid4.com

Laboratory #: 15-01003  
 Sample Identification: 801 2nd St NE  
 Client Project #:  
 Sampling Source:  
 Sample Type: Grab

Date/Time Collected: 1/13/2015 @ 8:50  
 Collected By: MM  
 Date Received: 1/13/2015  
 Report Date: 1/15/2015

Analysis	Analytical Method	Result	Dilution	Reporting Limit	Units	Analysis Date	Time	Analyzed By
Chlorine Residual, Free	SM 4500-Cl G	1.7	1	0.1	mg/L	1/13/2015	8:50	MM at Field
E. Coli	SM 9223 A,B	Absent	1		P/A	1/13/2015	16:08	GQG at MIC
Total Coliforms	SM 9223 A,B	Absent	1		P/A	1/13/2015	16:08	GQG at MIC

**Notes**

  
 Paul R. Rivas  
 Laboratory Services Manager

1/15/2015  
 \_\_\_\_\_  
 Date

Analyses performed utilizing procedures published in Standard Methods for the Examination of Water and Wastewater, 21st Edition 2005 or EPA Methods for the Chemical Analysis of Water and Wastes [EPA-600/4-79-020], March 1983 and the latest promulgated updates.



# ANALYTICAL REPORT

LABORATORY SERVICES  
 4100-L DELTA DRIVE  
 TELEPHONE (915) 594-5725 FAX (915) 594-5430

Sampling Location: Contract Analysis

Requested By: Martin Madrid (915) 764-2212  
 El Paso County WCID #4 Fax: (915) 764-4840  
 117 E Main  
 Fabens, TX 79838-3880  
 Email: mmadrid@epcwcid4.com

Laboratory #: 15-01004  
 Sample Identification: 820 5th St NW  
 Client Project #:  
 Sampling Source:  
 Sample Type: Grab

Date/Time Collected: 1/13/2015 @ 9:00  
 Collected By: MM  
 Date Received: 1/13/2015  
 Report Date: 1/15/2015

Analysis	Analytical Method	Result	Dilution	Reporting Limit	Units	Analysis		Analyzed By
						Date	Time	
Chlorine Residual, Free	SM 4500-Cl G	1.7	1	0.1	mg/L	1/13/2015	9:00	MM at Field
E. Coli	SM 9223 A,B	Absent	1		P/A	1/13/2015	16:08	GQG at MIC
Total Coliforms	SM 9223 A,B	Absent	1		P/A	1/13/2015	16:08	GQG at MIC

**Notes**

  
 Paul R. Rivas  
 Laboratory Services Manager

1/15/2015  
 \_\_\_\_\_  
 Date

Analyses performed utilizing procedures published in Standard Methods for the Examination of Water and Wastewater, 21st Edition 2005 or EPA Methods for the Chemical Analysis of Water and Wastes [EPA-600/4-79-020], March 1983 and the latest promulgated updates.



# ANALYTICAL REPORT

LABORATORY SERVICES  
 4100-L DELTA DRIVE  
 TELEPHONE (915) 594-5725 FAX (915) 594-5430

Sampling Location: Contract Analysis

Requested By: Martin Madrid (915) 764-2212  
 El Paso County WCID #4 Fax: (915) 764-4840  
 117 E Main  
 Fabens, TX 79838-3880  
 Email: mmadrid@epcwcid4.com

Laboratory #: 15-01005  
 Sample Identification: 401 1st St SW  
 Client Project #:  
 Sampling Source:  
 Sample Type: Grab

Date/Time Collected: 1/13/2015 @ 7:55  
 Collected By: MM  
 Date Received: 1/13/2015  
 Report Date: 1/15/2015

Analysis	Analytical Method	Result	Dilution	Reporting Limit	Units	Analysis Date	Time	Analyzed By
Chlorine Residual, Free	SM 4500-Cl G	1.4	1	0.1	mg/L	1/13/2015	7:55	MM at Field
E. Coli	SM 9223 A,B	Absent	1		P/A	1/13/2015	16:08	GQG at MIC
Total Coliforms	SM 9223 A,B	Absent	1		P/A	1/13/2015	16:08	GQG at MIC

**Notes**

Paul R. Rivas  
 Laboratory Services Manager

1/15/2015

Date

Analyses performed utilizing procedures published in Standard Methods for the Examination of Water and Wastewater, 21st Edition 2005 or EPA Methods for the Chemical Analysis of Water and Wastes [EPA-600/4-79-020], March 1983 and the latest promulgated updates.



# ANALYTICAL REPORT

LABORATORY SERVICES  
 4100-L DELTA DRIVE  
 TELEPHONE (915) 594-5725 FAX (915) 594-5430

Sampling Location: Contract Analysis

Requested By: Martin Madrid (915) 764-2212  
 El Paso County WCID #4 Fax: (915) 764-4840  
 117 E Main  
 Fabens, TX 79838-3880  
 Email. mmadrid@epcwcid4.com

Laboratory #: 15-01006  
 Sample Identification: 148 Potasio  
 Client Project #:  
 Sampling Source:  
 Sample Type: Grab

Date/Time Collected: 1/13/2015 @ 9:15  
 Collected By: MM  
 Date Received: 1/13/2015  
 Report Date: 1/15/2015


Analysis	Analytical Method	Result	Dilution	Reporting Limit	Units	Analysis Date	Analysis Time	Analyzed By
Chlorine Residual, Free	SM 4500-Cl G	1.6	1	0.1	mg/L	1/13/2015	9:15	MM at Field
E. Coli	SM 9223 A,B	Absent	1		P/A	1/13/2015	16:08	GQG at MIC
Total Coliforms	SM 9223 A,B	Absent	1		P/A	1/13/2015	16:08	GQG at MIC

**Notes**

  
 Paul R. Rivas  
 Laboratory Services Manager

1/15/2015  
 Date

Analyses performed utilizing procedures published in Standard Methods for the Examination of Water and Wastewater, 21st Edition 2005 or EPA Methods for the Chemical Analysis of Water and Wastes [EPA-600/4-79-020], March 1983 and the latest promulgated updates.

TCEQ		MICROBIAL MONITORING FORM														 ACCREDITED IN ACCORDANCE WITH <b>NELAC</b> NELAC Certificate #: T10470436-09-TX Test results meet all requirements of NELAC unless stated otherwise.			
Public/Private Water System Identification & Sample Collection Information (Please type or use block print)																			
Public Water System ID: (Must be 7 digits; include all zeros)		0	7	1	0	0	1	8							TCEQ Lab ID: 48134				
Public Water System Name:		EL PASO COUNTY WCID #4																	
County:		EL PASO																	
Sent Results To:	Name:	MARTIN MADRID										Sample Used?	Received By:	Date/Time Received:	2-10-15 11:10				
	Address:	117 E. MAIN										If no, temperature at receipt?	Tested By:	Date/Time Tested:	2/10/15 10/10				
	City:	FABENS										°C	Reported By:	Date/Time Reported:	2/11/15 10:35				
	State:	Texas	Zip:	7	9	8	3	8				Report Approval Signature/Title:		S. J. ... MICROBIOLOGIST					
Phone #:		(915) 764-2212			Fax #:		(915) 764-4840			Approving Technical Director:		Date of Approval		2-11-15					
Sampler Name:		MARTIN MADRID																	
Sampler Contact #:		915-764-7712			Owner		Operator		Other:										
System Type: (N)		Water Source: (N)										Chlorine Residual:		Lab Results:		Laboratory Sample ID Number:			
<input checked="" type="checkbox"/> Public <input type="checkbox"/> Private <input type="checkbox"/> Bottled/Vended		<input checked="" type="checkbox"/> Groundwater		<input type="checkbox"/> Surface Water		<input type="checkbox"/> Groundwater with Surface Water Influence		<input type="checkbox"/> Other		Unsuitable Sample Please Resubmit		Note: All test results refer only to the samples so received.							
Sample Identification/Location		Collected:		Sample Type: (N)		Free mg/L		Total mg/L		Rejection Criteria #		Total Coliform		E. coli					
Use Specific Address/Location		Date		Time		Distribution		Construction		Raw Well		Special		Repeat					
NOT SITE #		Month		Day		Year		Please specify AM or PM		Include Lab ID of Originating Position on all Repeat Samples		Present		Absent					
Raw Wells Use Source ID for Well Sampled Ex: G1234567A																			
800 W. MAIN		2		10		15		8:03 AM		<input checked="" type="checkbox"/>		<input type="checkbox"/>		<input type="checkbox"/>					
720 RIVER S.E.		2		10		15		8:39 AM		<input checked="" type="checkbox"/>		<input type="checkbox"/>		<input type="checkbox"/>					
1001 CAMP ST. N.E.		2		10		15		8:49 AM		<input checked="" type="checkbox"/>		<input type="checkbox"/>		<input type="checkbox"/>					
1254 POWELL LN.		2		10		15		8:58 AM		<input checked="" type="checkbox"/>		<input type="checkbox"/>		<input type="checkbox"/>					
409 LETTIN ON		2		10		15		9:08 AM		<input checked="" type="checkbox"/>		<input type="checkbox"/>		<input type="checkbox"/>					
801 2ND ST. N.W.		2		10		15		9:12 AM		<input checked="" type="checkbox"/>		<input type="checkbox"/>		<input type="checkbox"/>					
820 5TH ST. N.W.		2		10		15		9:26 AM		<input checked="" type="checkbox"/>		<input type="checkbox"/>		<input type="checkbox"/>					
401 1ST ST. S.W.		2		10		15		8:28 AM		<input checked="" type="checkbox"/>		<input type="checkbox"/>		<input type="checkbox"/>					
148 POTASIO		2		10		15		7:52 AM		<input checked="" type="checkbox"/>		<input type="checkbox"/>		<input type="checkbox"/>					
TCEQ Form: 10525 6/2009		Unsuitable Sample Analysis		1) Sample Too old. Analysis not initiated within 80 hours of collection.		3) Excessive Chlorine Residual (>10 mg/L)		5) Form Incomplete / Date Discrepancy (Error Circled)		Rejection Criteria & Definitions		2) Quantity insufficient for analysis (100mL required)		4) Heavy Silt/Turbidity Present		6) Other:			





# ANALYTICAL REPORT

LABORATORY SERVICES  
 4100-L DELTA DRIVE  
 TELEPHONE (915) 594-5725 FAX (915) 594-5430

Sampling Location Contract Analysis

Requested By: Martin Madrid (915) 764-2212  
 El Paso County WCID #4 Fax: (915) 764-4840  
 117 E Main  
 Fabens, TX 79838-3880  
 Email: mmadrid@epcwcid4.com

Laboratory # 15-03933  
 Sample Identification 800 W Mam  
 Client Project #  
 Sampling Source  
 Sample Type Grab

Date/Time Collected: 2/10/2015 @ 8.03  
 Collected By: MM  
 Date Received: 2/10/2015  
 Report Date 2/19/2015

Analysis	Analytical Method	Result	Dilution	Reporting Limit	Units	Analysis Date	Time	Analyzed By
Chlorine Residual, Free	SM 4500-Cl G	1.3	1	0.1	mg/L	2/10/2015	8:03	MM at Field
E. Coli	SM 9223 A,B	Absent	1		P/A	2/10/2015	16:10	GQG at MIC
Total Coliforms	SM 9223 A,B	Absent	1		P/A	2/10/2015	16:10	GQG at MIC

**Notes**

Paul R. Rivas  
 Laboratory Services Manager

2/19/2015

Date

Analyses performed utilizing procedures published in Standard Methods for the Examination of Water and Wastewater, 21st Edition 2005 or EPA Methods for the Chemical Analysis of Water and Wastes [EPA-600/4-79-020], March 1983 and the latest promulgated updates



# ANALYTICAL REPORT

LABORATORY SERVICES  
 4100-L DELTA DRIVE  
 TELEPHONE (915) 594-5725 FAX (915) 594-5430

Sampling Location: Contract Analysis

Requested By: Martin Madrid (915) 764-2212  
 El Paso County WCID #4 Fax (915) 764-4840  
 117 E Main  
 Fabens, TX 79838-3880  
 Email: mmadrid@epewcid4.com

Laboratory #: 15-03934  
 Sample Identification: 720 River SE  
 Client Project #  
 Sampling Source:  
 Sample Type: Grab

Date/Time Collected: 2/10/2015 @ 8.39  
 Collected By: MM  
 Date Received: 2/10/2015  
 Report Date: 2/19/2015

Analysis	Analytical Method	Result	Dilution	Reporting Limit	Units	Analysis		Analyzed By
						Date	Time	
Chlorine Residual, Free	SM 4500-Cl G	1.2	1	0.1	mg/L	2/10/2015	8:39	MM at Field
E. Coli	SM 9223 A,B	Absent	1		P/A	2/10/2015	16:10	GQG at MIC
Total Coliforms	SM 9223 A,B	Absent	1		P/A	2/10/2015	16:10	GQG at MIC

**Notes**

  
 Paul R. Rivas  
 Laboratory Services Manager

2/19/2015  
 Date

Analyses performed utilizing procedures published in Standard Methods for the Examination of Water and Wastewater, 21st Edition 2005 or EPA Methods for the Chemical Analysis of Water and Wastes [EPA-600/4-79-020], March 1983 and the latest promulgated updates



# ANALYTICAL REPORT

LABORATORY SERVICES  
 4100-L DELTA DRIVE  
 TELEPHONE (915) 594-5725 FAX (915) 594-5430

Sampling Location Contract Analysis

Requested By Martin Madrid (915) 764-2212  
 El Paso County WCID #4 Fax. (915) 764-4840  
 117 E Main  
 Fabens, TX 79838-3880  
 Email. mmadrid@epcwcid4.com

Laboratory #. 15-03935  
 Sample Identification 1001 Camp St NE  
 Client Project #:  
 Sampling Source:  
 Sample Type: Grab

Date/Time Collected: 2/10/2015 @ 8:49  
 Collected By. MM  
 Date Received. 2/10/2015  
 Report Date. 2/19/2015

Analysis	Analytical Method	Result	Dilution	Reporting Limit	Units	Analysis Date	Time	Analyzed By
Chlorine Residual, Free	SM 4500-Cl G	1.5	1	0.1	mg/L	2/10/2015	8:49	MM at Field
E. Coli	SM 9223 A,B	Absent	1		P/A	2/10/2015	16:10	GQG at MIC
Total Coliforms	SM 9223 A,B	Absent	1		P/A	2/10/2015	16:10	GQG at MIC

**Notes**

\*

  
 Paul R. Rivas  
 Laboratory Services Manager

2/19/2015  
 Date

Analyses performed utilizing procedures published in Standard Methods for the Examination of Water and Wastewater, 21st Edition 2005 or EPA Methods for the Chemical Analysis of Water and Wastes [EPA-600/4-79-020], March 1983 and the latest promulgated updates.



# ANALYTICAL REPORT

LABORATORY SERVICES  
 4100-L DELTA DRIVE  
 TELEPHONE (915) 594-5725 FAX (915) 594-5430

Sampling Location: Contract Analysis

Requested By: Martin Madrid (915) 764-2212  
 El Paso County WCID #4 Fax: (915) 764-4840  
 117 E Main  
 Fabens, TX 79838-3880  
 Email: mmadrid@epcwcid4.com

Laboratory #: 15-03936  
 Sample Identification: 1254 Powell Ln  
 Client Project #:  
 Sampling Source:  
 Sample Type: Grab

Date/Time Collected: 2/10/2015 @ 8:58  
 Collected By: MM  
 Date Received: 2/10/2015  
 Report Date: 2/19/2015

Analysis	Analytical Method	Result	Dilution	Reporting Limit	Units	Analysis		Analyzed By
						Date	Time	
Chlorine Residual, Free	SM 4500-Cl G	1.5	1	0.1	mg/L	2/10/2015	8:58	MM at Field
E. Coli	SM 9223 A,B	Absent	1		P/A	2/10/2015	16:10	GQG at MIC
Total Coliforms	SM 9223 A,B	Absent	1		P/A	2/10/2015	16:10	GQG at MIC

**Notes**

  
 Paul R. Rivas  
 Laboratory Services Manager

2/19/2015  
 \_\_\_\_\_  
 Date

Analyses performed utilizing procedures published in Standard Methods for the Examination of Water and Wastewater, 21st Edition 2005 or EPA Methods for the Chemical Analysis of Water and Wastes [EPA-600/4-79-020], March 1983 and the latest promulgated updates.



# ANALYTICAL REPORT

LABORATORY SERVICES  
 4100-L DELTA DRIVE  
 TELEPHONE (915) 594-5725 FAX (915) 594-5430

Sampling Location: Contract Analysis

Requested By: Martin Madrid (915) 764-2212  
 El Paso County WCID #4 Fax: (915) 764-4840  
 117 E Main  
 Fabens, TX 79838-3880  
 Email: mmadrid@epcwcid4.com

Laboratory #: 15-03937  
 Sample Identification: 409 Lettunich  
 Client Project #:  
 Sampling Source:  
 Sample Type: Grab

Date/Time Collected: 2/10/2015 @ 9.08  
 Collected By: MM  
 Date Received: 2/10/2015  
 Report Date: 2/19/2015

Analysis	Analytical Method	Result	Dilution	Reporting Limit	Units	Analysis Date	Time	Analyzed By
Chlorine Residual, Free	SM 4500-Cl G	1.5	1	0.1	mg/L	2/10/2015	9.08	MM at Field
E Coli	SM 9223 A,B	Absent	1		P/A	2/10/2015	16.10	GQG at MIC
Total Coliforms	SM 9223 A,B	Absent	1		P/A	2/10/2015	16:10	GQG at MIC

**Notes**

  
 Paul R. Rivas  
 Laboratory Services Manager

2/19/2015

Date

Analyses performed utilizing procedures published in Standard Methods for the Examination of Water and Wastewater, 21st Edition 2005 or EPA Methods for the Chemical Analysis of Water and Wastes [EPA-600/4-79-020], March 1983 and the latest promulgated updates.



# ANALYTICAL REPORT

LABORATORY SERVICES  
 4100-L DELTA DRIVE  
 TELEPHONE (915) 594-5725 FAX (915) 594-5430

Sampling Location: Contract Analysis

Requested By: Martin Madrid (915) 764-2212  
 El Paso County WCID #4 Fax: (915) 764-4840  
 117 E Main  
 Fabens, TX 79838-3880  
 Email: mmadrid@epcwcid4.com

Laboratory #: 15-03938  
 Sample Identification: 801 2nd St NW  
 Client Project #:  
 Sampling Source:  
 Sample Type: Grab

Date/Time Collected: 2/10/2015 @ 9.17  
 Collected By: MM  
 Date Received: 2/10/2015  
 Report Date: 2/19/2015

Analysis	Analytical Method	Result	Dilution	Reporting Limit	Units	Analysis		Analyzed By
						Date	Time	
Chlorine Residual, Free	SM 4500-Cl G	1.5	1	0.1	mg/L	2/10/2015	9:17	MM at Field
E Coli	SM 9223 A,B	Absent	1		P/A	2/10/2015	16:10	GQG at MIC
Total Coliforms	SM 9223 A,B	Absent	1		P/A	2/10/2015	16:10	GQG at MIC

**Notes**

  
 Paul R. Rivas  
 Laboratory Services Manager

\_\_\_\_\_ 2/19/2015 \_\_\_\_\_  
 Date

Analyses performed utilizing procedures published in Standard Methods for the Examination of Water and Wastewater, 21st Edition 2005 or EPA Methods for the Chemical Analysis of Water and Wastes [EPA-600/4-79-020], March 1983 and the latest promulgated updates.



# ANALYTICAL REPORT

LABORATORY SERVICES  
 4100-L DELTA DRIVE  
 TELEPHONE (915) 594-5725 FAX (915) 594-5430

Sampling Location Contract Analysis

Requested By: Martin Madrid (915) 764-2212  
 El Paso County WCID #4 Fax. (915) 764-4840  
 117 E Main  
 Fabens, TX 79838-3880  
 Email. mmadrid@epcwcid4.com

Laboratory #: 15-03939  
 Sample Identification 820 5th St NW  
 Client Project #  
 Sampling Source  
 Sample Type Grab

Date/Time Collected: 2/10/2015 @ 9.26  
 Collected By: MM  
 Date Received: 2/10/2015  
 Report Date: 2/19/2015

Analysis	Analytical Method	Result	Dilution	Reporting Limit	Units	Analysis Date	Analysis Time	Analyzed By
Chlorine Residual, Free	SM 4500-Cl G	1.4	1	0.1	mg/L	2/10/2015	9:26	MM at Field
E Coli	SM 9223 A,B	Absent	1		P/A	2/10/2015	16:10	GQG at MIC
Total Coliforms	SM 9223 A,B	Absent	1		P/A	2/10/2015	16:10	GQG at MIC

**Notes**

  
 Paul R. Rivas  
 Laboratory Services Manager

2/19/2015  
 \_\_\_\_\_  
 Date

Analyses performed utilizing procedures published in Standard Methods for the Examination of Water and Wastewater, 21st Edition 2005 or EPA Methods for the Chemical Analysis of Water and Wastes [EPA-600/4-79-020], March 1983 and the latest promulgated updates.



# ANALYTICAL REPORT

LABORATORY SERVICES  
 4100-L DELTA DRIVE  
 TELEPHONE (915) 594-5725 FAX (915) 594-5430

Sampling Location Contract Analysis

Requested By: Martin Madrid (915) 764-2212  
 El Paso County WCID #4 Fax: (915) 764-4840  
 117 E Main  
 Fabens, TX 79838-3880  
 Email: mmadrid@epewcid4.com

Laboratory #: 15-03940  
 Sample Identification 401 1st St SW  
 Client Project #:  
 Sampling Source:  
 Sample Type. Grab

Date/Time Collected. 2/10/2015 @ 8.28  
 Collected By. MM  
 Date Received: 2/10/2015  
 Report Date. 2/19/2015

Analysis	Analytical Method	Result	Dilution	Reporting Limit	Units	Analysis Date	Time	Analyzed By
Chlorine Residual, Free	SM 4500-Cl G	1.2	1	0.1	mg/L	2/10/2015	8.28	MM at Field
E. Coli	SM 9223 A,B	Absent	1		P/A	2/10/2015	16:10	GQG at MIC
Total Coliforms	SM 9223 A,B	Absent	1		P/A	2/10/2015	16:10	GQG at MIC

**Notes**

  
 Paul R. Rivas  
 Laboratory Services Manager

2/19/2015  
 Date

Analyses performed utilizing procedures published in Standard Methods for the Examination of Water and Wastewater, 21st Edition 2005 or EPA Methods for the Chemical Analysis of Water and Wastes [EPA-600/4-79-020], March 1983 and the latest promulgated updates.





# ANALYTICAL REPORT

LABORATORY SERVICES  
 4100-L DELTA DRIVE  
 TELEPHONE (915) 594-5725 FAX (915) 594-5430

Sampling Location: Contract Analysis

Requested By: Martin Madrid (915) 764-2212  
 El Paso County WCID #4 Fax: (915) 764-4840  
 117 E Main  
 Fabens, TX 79838-3880  
 Email: mmadrid@epewcid4.com

Laboratory #: 15-03941  
 Sample Identification: 148 Potasio  
 Client Project #  
 Sampling Source:  
 Sample Type: Grab

Date/Time Collected: 2/10/2015 @ 7:52  
 Collected By: MM  
 Date Received: 2/10/2015  
 Report Date: 2/19/2015


Analysis	Analytical Method	Result	Dilution	Reporting Limit	Units	Analysis Date	Analysis Time	Analyzed By
Chlorine Residual, Free	SM 4500-Cl G	1.1	1	0.1	mg/L	2/10/2015	7:52	MM at Field
E. Coli	SM 9223 A,B	Absent	1		P/A	2/10/2015	16:10	GQG at MIC
Total Coliforms	SM 9223 A,B	Absent	1		P/A	2/10/2015	16:10	GQG at MIC

**Notes**

  
 Paul R. Rivas  
 Laboratory Services Manager

2/19/2015  
 \_\_\_\_\_  
 Date

Analyses performed utilizing procedures published in Standard Methods for the Examination of Water and Wastewater, 21st Edition 2005 or EPA Methods for the Chemical Analysis of Water and Wastes [EPA-600/4-79-020], March 1983 and the latest promulgated updates.

TCEQ		MICROBIAL MONITORING FORM														 ACCREDITED IN ACCORDANCE WITH <b>nelac</b> NELAC Certificate #: T10470436-09-TX Test results meet all requirements of NELAC unless stated otherwise.			
Public/Private Water System Identification & Sample Collection Information (Please type or use block print)																			
Public Water System ID: (Must be 7 digits; include all zeros)		0	7	1	0	0	1	8							TCEQ Lab ID: <b>48134</b>				
Public Water System Name:		EL PASO COUNTY WCID #4																	
County:		EL PASO																	
Send Results To:	Name:	MARTIN MADRID										Sample Iced?	Received By:	Date/Time Received:					
	Address:	117 E. MAIN										Yes	NA	3-6-15	15				
	City:	FABENS										No							
	State:	Texas	Zip:	7	9	8	3	8	-				Tested By:	6/6/15	1665				
Phone #:	(915) 764-2212			Fax #:	(915) 764-4840							°C	Reported By:	Date/Time Reported:					
Sampler Name:		FABENS ESCAPE										Report Approval		Signature/Title:		J. G. ...			
Sampler Contact #:		915-204-7908			Owner:			Operator:	<input checked="" type="checkbox"/>		Other:			Approving Technical Director:	Date of Approval		3-9-15		
System Type: (H)		<input checked="" type="checkbox"/> Public		<input type="checkbox"/> Private		<input type="checkbox"/> Bottled/Vended		<input type="checkbox"/> Groundwater		<input type="checkbox"/> Surface Water									
Water Source: (H)		<input type="checkbox"/> Other		<input type="checkbox"/> Groundwater with Surface Water Influence															
Sample Identification/Location		Collected:		Sample Type: (H)															
Use Specific Address/Location		Date		Time		Distribution		Consistency		Raw Well		Special		Repeat		Include Lab ID of Originating Positive on all Repeat Samples			
Raw Wells Use Source ID for Well Sampled Ex: G1234567A		Month	Day	Year	Please specify AM or PM														
300 W. MAIN		3	6	15	9:35	AM	<input checked="" type="checkbox"/>	<input type="checkbox"/>	<input type="checkbox"/>	<input type="checkbox"/>	<input type="checkbox"/>	<input type="checkbox"/>	<input type="checkbox"/>	<input type="checkbox"/>	<input type="checkbox"/>	6.88			
700 E. MAIN		3	6	15	8:15	AM	<input checked="" type="checkbox"/>	<input type="checkbox"/>	<input type="checkbox"/>	<input type="checkbox"/>	<input type="checkbox"/>	<input type="checkbox"/>	<input type="checkbox"/>	<input type="checkbox"/>	<input type="checkbox"/>	5.89			
500 W. MAIN ST		3	6	15	9:00	AM	<input checked="" type="checkbox"/>	<input type="checkbox"/>	<input type="checkbox"/>	<input type="checkbox"/>	<input type="checkbox"/>	<input type="checkbox"/>	<input type="checkbox"/>	<input type="checkbox"/>	<input type="checkbox"/>	1.50			
750 W. MAIN		3	6	15	8:30	AM	<input checked="" type="checkbox"/>	<input type="checkbox"/>	<input type="checkbox"/>	<input type="checkbox"/>	<input type="checkbox"/>	<input type="checkbox"/>	<input type="checkbox"/>	<input type="checkbox"/>	<input type="checkbox"/>	1.89			
1000 E. MAIN ST		3	6	15	8:00	AM	<input checked="" type="checkbox"/>	<input type="checkbox"/>	<input type="checkbox"/>	<input type="checkbox"/>	<input type="checkbox"/>	<input type="checkbox"/>	<input type="checkbox"/>	<input type="checkbox"/>	<input type="checkbox"/>	1.90			
800 E. MAIN ST		3	6	15	8:50	AM	<input checked="" type="checkbox"/>	<input type="checkbox"/>	<input type="checkbox"/>	<input type="checkbox"/>	<input type="checkbox"/>	<input type="checkbox"/>	<input type="checkbox"/>	<input type="checkbox"/>	<input type="checkbox"/>	1.65			
300 E. MAIN ST		3	6	15	9:15	AM	<input checked="" type="checkbox"/>	<input type="checkbox"/>	<input type="checkbox"/>	<input type="checkbox"/>	<input type="checkbox"/>	<input type="checkbox"/>	<input type="checkbox"/>	<input type="checkbox"/>	<input type="checkbox"/>	0.91			
500 E. MAIN ST		3	6	15	8:00	AM	<input checked="" type="checkbox"/>	<input type="checkbox"/>	<input type="checkbox"/>	<input type="checkbox"/>	<input type="checkbox"/>	<input type="checkbox"/>	<input type="checkbox"/>	<input type="checkbox"/>	<input type="checkbox"/>	1.20			
700 E. MAIN ST		3	6	15	9:25	AM	<input checked="" type="checkbox"/>	<input type="checkbox"/>	<input type="checkbox"/>	<input type="checkbox"/>	<input type="checkbox"/>	<input type="checkbox"/>	<input type="checkbox"/>	<input type="checkbox"/>	<input type="checkbox"/>	0.76			
							<input type="checkbox"/>	<input type="checkbox"/>	<input type="checkbox"/>	<input type="checkbox"/>	<input type="checkbox"/>	<input type="checkbox"/>	<input type="checkbox"/>	<input type="checkbox"/>	<input type="checkbox"/>				
TCEQ Form 10525 6/2009		Unavailable Sample Analysis		1) Sample Too old. Analysis not initiated within 30 hours of collection		3) Excessive Chlorine Residual (>10 mg/L)		5) Form Incomplete / Date Discrepancy (Errors Corrected)		Rejection Criteria # Definition:		2) Quantity insufficient for analysis (100mL required)		4) Heavy Silt/Turbidity Present		5) Other:			

DIST 100078



# ANALYTICAL REPORT

LABORATORY SERVICES  
 4100-L DELTA DRIVE  
 TELEPHONE (915) 594-5725 FAX (915) 594-5430

Sampling Location: Contract Analysis

Requested By: Martin Madnd (915) 764-2212  
 El Paso County WCID #4 Fax. (915) 764-4840  
 117 E Main  
 Fabens, TX 79838-3880  
 Email: mmadrid@epcwcid4.com

Laboratory #: 15-07040  
 Sample Identification: 148 Potasio  
 Client Project #.  
 Sampling Source:  
 Sample Type Grab

Date/Time Collected: 3/6/2015 @ 9 25  
 Collected By: Fernando Escobar  
 Date Received: 3/6/2015  
 Report Date: 3/12/2015

Analysis	Analytical Method	Result	Dilution	Reporting Limit	Units	Analysis Date	Analysis Time	Analyzed By
Chlorine Residual, Free	SM 4500-Cl G	0.8	1	0.1	mg/L	3/6/2015	9:25	FE at Field
E. Coli	SM 9223 A,B	Absent ✓	1		P/A	3/6/2015	16:05	GQG at MIC
Total Coliforms	SM 9223 A,B	Absent	1		P/A	3/6/2015	16:05	GQG at MIC

Notes

\*

  
 Paul R. Rivas  
 Laboratory Services Manager

3/12/2015  
 Date

Analyses performed utilizing procedures published in Standard Methods for the Examination of Water and Wastewater, 21st Edition 2005 or EPA Methods for the Chemical Analysis of Water and Wastes [EPA-600/4-79-020], March 1983 and the latest promulgated updates.



# ANALYTICAL REPORT

LABORATORY SERVICES  
 4100-L DELTA DRIVE  
 TELEPHONE (915) 594-5725 FAX (915) 594-5430

Sampling Location Contract Analysis

Requested By: Martin Madrid (915) 764-2212  
 El Paso County WCID #4 Fax. (915) 764-4840  
 117 E Main  
 Fabens, TX 79838-3880  
 Email: mmadrid@epewuid4.com

Laboratory #: 15-07039  
 Sample Identification: 401 1st St  
 Client Project #.  
 Sampling Source:  
 Sample Type: Grab

Date/Time Collected: 3/6/2015 @ 8:00  
 Collected By: Fernando Escobar  
 Date Received: 3/6/2015  
 Report Date: 3/12/2015

Analysis	Analytical Method	Result	Dilution	Reporting Limit	Units	Analysis Date	Analysis Time	Analyzed By
Chlorine Residual, Free	SM 4500-Cl G	1.2	1	0.1	mg/L	3/6/2015	8 00	FE at Field
E. Coli	SM 9223 A,B	Absent	1		P/A	3/6/2015	16.05	GQG at MIC
Total Coliforms	SM 9223 A,B	Absent	1		P/A	3/6/2015	16 05	GQG at MIC

**Notes**

  
 Paul R. Rivas  
 Laboratory Services Manager

3/12/2015  
 Date

Analyses performed utilizing procedures published in Standard Methods for the Examination of Water and Wastewater, 21st Edition 2005 or EPA Methods for the Chemical Analysis of Water and Wastes [EPA-600/4-79-020], March 1983 and the latest promulgated updates.



# ANALYTICAL REPORT

LABORATORY SERVICES  
 4100-L DELTA DRIVE  
 TELEPHONE (915) 594-5725 FAX (915) 594-5430

Sampling Location: Contract Analysis

Requested By: Martin Madrid (915) 764-2212  
 El Paso County WCID #4 Fax: (915) 764-4840  
 117 E Main  
 Fabens, TX 79838-3880  
 Email: mmadrid@epcwid4.com

Laboratory #: 15-07038  
 Sample Identification: 820 5th St  
 Client Project #.  
 Sampling Source:  
 Sample Type: Grab

Date/Time Collected: 3/6/2015 @ 9:15  
 Collected By: Fernando Escobar  
 Date Received: 3/6/2015  
 Report Date: 3/12/2015

Analysis	Analytical Method	Result	Dilution	Reporting Limit	Units	Analysis		Analyzed By
						Date	Time	
Chlorine Residual, Free	SM 4500-Cl G	0.9	1	0.1	mg/L	3/6/2015	9:15	FE at Field
E. Coli	SM 9223 A,B	Absent ✓	1		P/A	3/6/2015	16 05	GQG at MIC
Total Coliforms	SM 9223 A,B	Absent ✓	1		P/A	3/6/2015	16 05	GQG at MIC

**Notes**

  
 Paul R. Rivas  
 Laboratory Services Manager

3/12/2015  
 Date

Analyses performed utilizing procedures published in Standard Methods for the Examination of Water and Wastewater, 21st Edition 2005 or EPA Methods for the Chemical Analysis of Water and Wastes [EPA-600/4-79-020], March 1983 and the latest promulgated updates.



# ANALYTICAL REPORT

LABORATORY SERVICES  
 4100-L DELTA DRIVE  
 TELEPHONE (915) 594-5725 FAX (915) 594-5430

Sampling Location: Contract Analysis

Requested By Martin Madrid (915) 764-2212  
 El Paso County WCID #4 Fax (915) 764-4840  
 117 E Main  
 Fabens, TX 79838-3880  
 Email mmadrid@epcwcid4.com

Laboratory #: 15-07037  
 Sample Identification: 801 2nd St  
 Client Project #.  
 Sampling Source:  
 Sample Type: Grab

Date/Time Collected: 3/6/2015 @ 8:50  
 Collected By: Fernando Escobar  
 Date Received: 3/6/2015  
 Report Date: 3/12/2015

Analysis	Analytical Method	Result	Dilution	Reporting Limit	Units	Analysis Date	Time	Analyzed By
Chlorine Residual, Free	SM 4500-Cl G	1.6	1	0.1	mg/L	3/6/2015	8:50	FE at Field
E. Coli	SM 9223 A,B	Absent	1		P/A	3/6/2015	16:05	GQG at MIC
Total Coliforms	SM 9223 A,B	Absent	1		P/A	3/6/2015	16:05	GQG at MIC

**Notes**

  
 Paul R. Rivas  
 Laboratory Services Manager

3/12/2015  
 Date

Analyses performed utilizing procedures published in Standard Methods for the Examination of Water and Wastewater, 21st Edition 2005 or EPA Methods for the Chemical Analysis of Water and Wastes [EPA-600/4-79-020], March 1983 and the latest promulgated updates.



# ANALYTICAL REPORT

LABORATORY SERVICES  
 4100-L DELTA DRIVE  
 TELEPHONE (915) 594-5725 FAX (915) 594-5430

Sampling Location: Contract Analysis

Requested By: Martin Madrid (915) 764-2212  
 El Paso County WCID #4 Fax. (915) 764-4840  
 117 E Main  
 Fabens, TX 79838-3880  
 Email: mmadrid@epcwcid4.com

Laboratory #: 15-07036  
 Sample Identification 409 Lettunich  
 Client Project #.  
 Sampling Source:  
 Sample Type: Grab

Date/Time Collected. 3/6/2015 @ 8:40  
 Collected By: Fernando Escobar  
 Date Received: 3/6/2015  
 Report Date. 3/12/2015

Analysis	Analytical Method	Result	Dilution	Reporting Limit	Units	Analysis Date	Time	Analyzed By
Chlorine Residual, Free	SM 4500-Cl G	1.9	1	0.1	mg/L	3/6/2015	8.40	FE at Field
E. Coli	SM 9223 A,B	Absent	1		P/A	3/6/2015	16.05	GQG at MIC
Total Coliforms	SM 9223 A,B	Absent	1		P/A	3/6/2015	16.05	GQG at MIC

**Notes**

\*

  
 Paul R. Rivas  
 Laboratory Services Manager

3/12/2015

Date

Analyses performed utilizing procedures published in Standard Methods for the Examination of Water and Wastewater, 21st Edition 2005 or EPA Methods for the Chemical Analysis of Water and Wastes [EPA-600/4-79-020], March 1983 and the latest promulgated updates.



# ANALYTICAL REPORT

LABORATORY SERVICES  
 4100-L DELTA DRIVE  
 TELEPHONE (915) 594-5725 FAX (915) 594-5430

Sampling Location: Contract Analysis

Requested By: Martin Madrid (915) 764-2212  
 El Paso County WCID #4 Fax (915) 764-4840  
 117 E Main  
 Fabens, TX 79838-3880  
 Email: mmadrid@epcwcid4.com

Laboratory #: 15-07035  
 Sample Identification: 1254 Powell  
 Client Project #:  
 Sampling Source  
 Sample Type: Grab

Date/Time Collected: 3/6/2015 @ 8.30  
 Collected By: Fernando Escobar  
 Date Received: 3/6/2015  
 Report Date: 3/12/2015

Analysis	Analytical Method	Result	Dilution	Reporting Limit	Units	Analysis Date	Time	Analyzed By
Chlorine Residual, Free	SM 4500-Cl G	1.9	1	0.1	mg/L	3/6/2015	8:30	FE at Field
E. Coli	SM 9223 A,B	Absent ✓	1		P/A	3/6/2015	16:05	GQG at MIC
Total Coliforms	SM 9223 A,B	Absent ✓	1		P/A	3/6/2015	16:05	GQG at MIC

**Notes**

  
 Paul R. Rivas  
 Laboratory Services Manager

3/12/2015  
 \_\_\_\_\_  
 Date

Analyses performed utilizing procedures published in Standard Methods for the Examination of Water and Wastewater, 21st Edition 2005 or EPA Methods for the Chemical Analysis of Water and Wastes [EPA-600/4-79-020], March 1983 and the latest promulgated updates.





# ANALYTICAL REPORT

LABORATORY SERVICES  
 4100-L DELTA DRIVE  
 TELEPHONE (915) 594-5725 FAX (915) 594-5430

Sampling Location: Contract Analysis

Requested By: Martin Madrid (915) 764-2212  
 El Paso County WCID #4 Fax (915) 764-4840  
 117 E Main  
 Fabens, TX 79838-3880  
 Email: mmadrid@epcwid4.com

Laboratory #: 15-07034  
 Sample Identification: 1001 Camp St  
 Client Project #.  
 Sampling Source:  
 Sample Type: Grab

Date/Time Collected: 3/6/2015 @ 9:00  
 Collected By: Fernando Escobar  
 Date Received: 3/6/2015  
 Report Date 3/12/2015

Analysis	Analytical Method	Result	Dilution	Reporting Limit	Units	Analysis Date	Time	Analyzed By
Chlorine Residual, Free	SM 4500-Cl G	1.5	1	0.1	mg/L	3/6/2015	9:00	FE at Field
E. Coli	SM 9223 A,B	Absent ✓	1		P/A	3/6/2015	16:05	GQG at MIC
Total Coliforms	SM 9223 A,B	Absent ✓	1		P/A	3/6/2015	16:05	GQG at MIC

**Notes**

  
 Paul R. Rivas  
 Laboratory Services Manager

\_\_\_\_\_  
 3/12/2015  
 Date

Analyses performed utilizing procedures published in Standard Methods for the Examination of Water and Wastewater, 21st Edition 2005 or EPA Methods for the Chemical Analysis of Water and Wastes [EPA-600/4-79-020], March 1983 and the latest promulgated updates



# ANALYTICAL REPORT

LABORATORY SERVICES  
 4100-L DELTA DRIVE  
 TELEPHONE (915) 594-5725 FAX (915) 594-5430

Sampling Location: Contract Analysis

Requested By: Martin Madrid (915) 764-2212  
 El Paso County WCID #4 Fax. (915) 764-4840  
 117 E Main  
 Fabens, TX 79838-3880  
 Email. mmadrid@epcwcid4.com

Laboratory #: 15-07033  
 Sample Identification: 720 River SE  
 Client Project #:  
 Sampling Source:  
 Sample Type: Grab

Date/Time Collected: 3/6/2015 @ 8:15  
 Collected By: Fernando Escobar  
 Date Received: 3/6/2015  
 Report Date: 3/12/2015

Analysis	Analytical Method	Result	Dilution	Reporting Limit	Units	Analysis Date	Time	Analyzed By
Chlorine Residual, Free	SM 4500-Cl G	0.9	1	0.1	mg/L	3/6/2015	8:15	FE at Field
E. Coli	SM 9223 A,B	Absent	1		P/A	3/6/2015	16:05	GQG at MIC
Total Coliforms	SM 9223 A,B	Absent	1		P/A	3/6/2015	16:05	GQG at MIC

**Notes**

  
 Paul R. Rivas  
 Laboratory Services Manager

3/12/2015  
 Date

Analyses performed utilizing procedures published in Standard Methods for the Examination of Water and Wastewater, 21st Edition 2005 or EPA Methods for the Chemical Analysis of Water and Wastes [EPA-600/4-79-020], March 1983 and the latest promulgated updates.



# ANALYTICAL REPORT

LABORATORY SERVICES  
 4100-L DELTA DRIVE  
 TELEPHONE (915) 594-5725 FAX (915) 594-5430

Sampling Location. Contract Analysis

Requested By. Martin Madrid (915) 764-2212  
 El Paso County WCID #4 Fax. (915) 764-4840  
 117 E Main  
 Fabens, TX 79838-3880  
 Email. mmadrid@epewcid4.com

Laboratory #: 15-07032  
 Sample Identification: 800 W Main  
 Client Project #:  
 Sampling Source:  
 Sample Type. Grab

Date/Time Collected. 3/6/2015 @ 9:35  
 Collected By. Fernando Escobar  
 Date Received. 3/6/2015  
 Report Date. 3/12/2015

Analysis	Analytical Method	Result	Dilution	Reporting Limit	Units	Analysis Date	Time	Analyzed By
Chlorine Residual, Free	SM 4500-Cl G	0.9	1	0.1	mg/L	3/6/2015	9.35	FE at Field
E. Coli	SM 9223 A,B	Absent	1		P/A	3/6/2015	16.05	GQG at MIC
Total Coliforms	SM 9223 A,B	Absent	1		P/A	3/6/2015	16.05	GQG at MIC

**Notes**

\*

  
 Paul R. Rivas  
 Laboratory Services Manager

3/12/2015  
 \_\_\_\_\_  
 Date

Analyses performed utilizing procedures published in Standard Methods for the Examination of Water and Wastewater, 21st Edition 2005 or EPA Methods for the Chemical Analysis of Water and Wastes [EPA-600/4-79-020], March 1983 and the latest promulgated updates.

TCEQ		MICROBIAL MONITORING FORM										ACCREDITED IN ACCORDANCE WITH <b>nelac</b> NELAC Certificate #: T10470436-09-TX Test results meet all requirements of NELAC unless stated otherwise.							
Public/Private Water System Identification & Sample Collection Information (Please type or use block print)												TCEQ Lab ID: 48134							
Public Water System ID: (Must be 7 digits; include all zeros)		0	7	1	0	0	1	8											
Public Water System Name:		EL PASO COUNTY WCID #4																	
County:		EL PASO										LABORATORY USE ONLY - DO NOT MARK TO THE RIGHT OF THE BOLD CENTER LINE							
Send Results To:	Name:	MARTIN MADRID										Sample Iced?	Received By:	Date/Time Received:	4-8-15 150				
	Address:	117 E. MAIN										If no, temperature at receipt?	Tested By:	Date/Time Tested:	4-8-15 1615				
	City:	FABENS										°C	Reported By:	Date/Time Reported:	4/8/15 1025				
	State:	Texas	zip:	7	9	8	3	8	-			Report Approval Signature/Title: <i>[Signature]</i> MICROBIOLOGIST							
Phone #:	(915) 764-2212			Fax #:	(915) 764-4840			Approving Technical Director:		<input checked="" type="checkbox"/>		Date of Approval:	4.9.15						
Sampler Name:		MARTIN MADRID										Chlorine Residual:		Lab Results:		Laboratory Sample ID Number			
Sampler Contact #:		915-764-2212			Owner:	<input type="checkbox"/>	Operator:	<input checked="" type="checkbox"/>	Other:	<input type="checkbox"/>	Free mg/L	Total mg/L	Rejection Criteria #	Total Coliform Present	Total Coliform Absent		E. coli Present	E. coli Absent	
System Type: <input checked="" type="checkbox"/> Public <input type="checkbox"/> Private <input type="checkbox"/> Bottled/Vended <input checked="" type="checkbox"/> Groundwater <input type="checkbox"/> Surface Water <input type="checkbox"/> Other <input type="checkbox"/> Groundwater with Surface Water Influence												Unsuitable Sample - Please Reanalyze		Note: All test results relate only to the samples as received.		Test Method:			
Sampled Identification/Location		Collected:		Sample Type: (N)		Distribution		Construction		Raw Well		Special		Repeat		Include Lab ID of Originating Position on all Repeat Samples			
Use Specific Address/Location		Date		Time		Distribution		Construction		Raw Well		Special		Repeat		Include Lab ID of Originating Position on all Repeat Samples			
NOT SITE #		Month	Day	Year	Please specify AM or PM		Distribution		Construction		Raw Well		Special		Repeat		Include Lab ID of Originating Position on all Repeat Samples		
Raw Wells Use Source ID for Well Sampled Ex: G1234567A																			
800 W. MAIN		4	8	15	8:04	AM	<input checked="" type="checkbox"/>	<input type="checkbox"/>	<input type="checkbox"/>	<input type="checkbox"/>	<input type="checkbox"/>	<input type="checkbox"/>	<input type="checkbox"/>	<input type="checkbox"/>	<input type="checkbox"/>	<input type="checkbox"/>	<input checked="" type="checkbox"/>	15-10263	
720 RIVER S.E.		4	8	15	8:41	AM	<input checked="" type="checkbox"/>	<input type="checkbox"/>	<input type="checkbox"/>	<input type="checkbox"/>	<input type="checkbox"/>	<input type="checkbox"/>	<input type="checkbox"/>	<input type="checkbox"/>	<input type="checkbox"/>	<input type="checkbox"/>	<input checked="" type="checkbox"/>	15-10264	
1001 Camp ST. N.E.		4	8	15	8:51	AM	<input checked="" type="checkbox"/>	<input type="checkbox"/>	<input type="checkbox"/>	<input type="checkbox"/>	<input type="checkbox"/>	<input type="checkbox"/>	<input type="checkbox"/>	<input type="checkbox"/>	<input type="checkbox"/>	<input type="checkbox"/>	<input checked="" type="checkbox"/>	15-10265	
1254 POWELL LN.		4	8	15	9:01	AM	<input checked="" type="checkbox"/>	<input type="checkbox"/>	<input type="checkbox"/>	<input type="checkbox"/>	<input type="checkbox"/>	<input type="checkbox"/>	<input type="checkbox"/>	<input type="checkbox"/>	<input type="checkbox"/>	<input type="checkbox"/>	<input checked="" type="checkbox"/>	15-10266	
409 LETTUNICH		4	8	15	9:11	AM	<input checked="" type="checkbox"/>	<input type="checkbox"/>	<input type="checkbox"/>	<input type="checkbox"/>	<input type="checkbox"/>	<input type="checkbox"/>	<input type="checkbox"/>	<input type="checkbox"/>	<input type="checkbox"/>	<input type="checkbox"/>	<input checked="" type="checkbox"/>	15-10267	
801 2nd ST. N.E.		4	8	15	9:19	AM	<input checked="" type="checkbox"/>	<input type="checkbox"/>	<input type="checkbox"/>	<input type="checkbox"/>	<input type="checkbox"/>	<input type="checkbox"/>	<input type="checkbox"/>	<input type="checkbox"/>	<input type="checkbox"/>	<input type="checkbox"/>	<input checked="" type="checkbox"/>	15-10268	
820 5th ST. N.W.		4	8	15	9:27	AM	<input checked="" type="checkbox"/>	<input type="checkbox"/>	<input type="checkbox"/>	<input type="checkbox"/>	<input type="checkbox"/>	<input type="checkbox"/>	<input type="checkbox"/>	<input type="checkbox"/>	<input type="checkbox"/>	<input type="checkbox"/>	<input checked="" type="checkbox"/>	15-10269	
401 7th ST. S.W.		4	8	15	8:29	AM	<input checked="" type="checkbox"/>	<input type="checkbox"/>	<input type="checkbox"/>	<input type="checkbox"/>	<input type="checkbox"/>	<input type="checkbox"/>	<input type="checkbox"/>	<input type="checkbox"/>	<input type="checkbox"/>	<input type="checkbox"/>	<input checked="" type="checkbox"/>	15-10270	
148 POTASIO		4	8	15	7:52	AM	<input checked="" type="checkbox"/>	<input type="checkbox"/>	<input type="checkbox"/>	<input type="checkbox"/>	<input type="checkbox"/>	<input type="checkbox"/>	<input type="checkbox"/>	<input type="checkbox"/>	<input type="checkbox"/>	<input type="checkbox"/>	<input checked="" type="checkbox"/>	15-10271	
TCEQ Form: 10525 6/2009		Unsuitable Sample Analysis:		1) Sample Too old. Analysis not initiated within 30 hours of collection				3) Excessive Chlorine Residual (>10 mg/L)				5) Form Incomplete / Date Discrepancy (Errors Circled)							
Rejection Criteria & Definitions:		2) Quantity insufficient for analysis (100mL required)				4) Heavy Silt/Turbidity Present				6) Other:									

DIST 00279