



REGIONAL WATER DISTRICT

STATEMENT

P.O. Drawer 305 • Lewisville, TX 75067

(972) 219-1228 • Fax (972) 221-9896

City of Celina

NE-RTWS

Monthly billing statement for participation in the Regional Treated Water System
of the Upper Trinity Regional Water District

Statement Date: 1/9/2018

Invoice No: W081801

VOLUME CHARGE			
	Date	Reading	Total
Current Meter Reading	12/31/2017	832,216,000	
Prior Meter Reading	12/1/2017	787,170,000	
Total Flow for Period		45,046,000	
Multiplied by the			
Treatment Rate (per 1,000 gallons)		\$ 1.11	
Volume Charge Due			\$ 50,001.06

DEMAND CHARGE			
Annual Demand Charge (per mgd)		\$ 428,200	
Multiplied by the			
Subscribed Capacity (mgd)		2.50	
Divided by the			
Number of Billing Periods in the Year		12	
Demand Charge Due			\$ 89,208.33

Total Amount Due This Bill

\$ 139,209.39

Please Pay By:

1/29/2018

JAN 16 2018
124

202-521-5740

ENTERED

JAN 17 2018

23656

23656



REGIONAL WATER DISTRICT

STATEMENT

P O Drawer 305 • Lewisville, TX 75067

(972) 219-1228 • Fax (972) 221-9896

City of Celina**NERWRS-DB**Monthly billing statement for participation in the Doe Branch Plant of the Northeast
Regional Water Reclamation System**Statement Date: 1/9/2018****Invoice No: DB081801**

VOLUME CHARGE		
	Date	Reading
Current Meter Reading	12/31/2017	395,706,000
Prior Meter Reading	12/1/2017	381,376,000
Total Flow for Period (Billable Gallons)		14,330,000
Treatment Rate (per 1,000 gallons)		\$ 1.25
Total Volume Charge		\$ 17,912.50
Volume Charge Due		\$ 17,912.50

INDIVIDUAL FACILITIES CAPITAL CHARGE	
Annual Individual Facilities Charge	\$ 1,138,760
Multiplied by the	
Number of Billing Periods in the Year	12
Monthly Individual Facilities Capital Charge Due	\$ 94,896.67

FIXED O&M COSTS	
Annual Fixed O&M Charge (per mgd)	\$ 521,350
Multiplied by the	
Demand Capacity (mgd)	0.665
Divided by the	
Number of Billing Periods in the Year	12
Fixed O&M Charge Due	\$ 28,891.48

Total Amount Due This Bill**\$ 141,700.65****Please Pay By:****1/29/2018****ENTERED**

JAN 17 2018

① = 46,803.98 202-522-09-5740
65,794.27 202-502-09-5102
29,102.40 202-502-09-5103

23657

23657

CITY OF CELINA

35678

VEND:124 UPPER TRINITY REGIONAL WA

035678 12/21/2017

DATE	I.D.	PO #	DESCRIPTION	——— G/L DISTRIBUTION ———	AMOUNT
12/08/2017	201712200772		UPPER TRINITY REGIONAL WA	202-522-09-5740	43,581.48
			UPPER TRINITY REGIONAL WA	202-502-09-5102	65,794.27
			UPPER TRINITY REGIONAL WA	202-502-09-5103	29,102.40
			MONTHLY BILLING DOE BRANCH PLANT NE REGIONAL WATER REC SYS		
12/08/2017	201712200773		UPPER TRINITY REGIONAL WA	202-521-09-5740	147,457.80
			REGIONAL TREATED WATER SYSTEM UPPER TRINITY		

CHECK TOTAL 285,935.95

23658


23658



REGIONAL WATER DISTRICT

DISTRICT COPY

(PLEASE RETURN THIS COPY WITH PAYMENT)



City of Celina

NERWRS-DB

Monthly billing statement for participation in the Doe Branch Plant of the Northeast Regional Water Reclamation System

Statement Date: 12/8/2017

Invoice No: DB081712

VOLUME CHARGE		
	Date	Reading
Current Meter Reading	11/30/2017	381,376,000
Prior Meter Reading	11/1/2017	369,624,000
Total Flow for Period (Billable Gallons)		11,752,000
Treatment Rate (per 1,000 gallons)		\$ 1.25
Total Volume Charge		\$ 14,690.00
Volume Charge Due		\$ (1) 14,690.00

INDIVIDUAL FACILITIES CAPITAL CHARGE	
Annual Individual Facilities Charge	\$ 1,138,760
Multiplied by the	
Number of Billing Periods in the Year	12
Monthly Individual Facilities Capital Charge Due	\$ 94,896.67

FIXED O&M COSTS	
Annual Fixed O&M Charge (per mgd)	\$ 521,350
Multiplied by the	
Demand Capacity (mgd)	0.665
Divided by the	
Number of Billing Periods in the Year	12
Fixed O&M Charge Due	\$ (1) 28,891.48

Total Amount Due This Bill

\$ 138,478.15

Please Pay By:

12/28/2017

201 113,591.48 202 522,000.00
203 94,896.67 204 28,891.48
205 138,478.15 206 138,478.15

23659

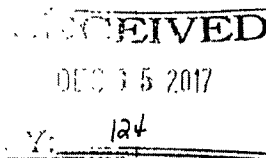
23659



REGIONAL WATER DISTRICT

DISTRICT COPY

(PLEASE RETURN THIS COPY WITH PAYMENT)



City of Celina

NE-RTWS

Monthly billing statement for participation in the Regional Treated Water System
of the Upper Trinity Regional Water District

Statement Date: 12/8/2017

Invoice No: W081712

VOLUME CHARGE			
	Date	Reading	Total
Current Meter Reading	11/30/2017	787,170,000	
Prior Meter Reading	11/1/2017	734,693,000	
Total Flow for Period		52,477,000	
Multiplied by the			
Treatment Rate (per 1,000 gallons)		\$ 1.11	
Volume Charge Due			\$ 58,249.47

DEMAND CHARGE			
Annual Demand Charge (per mgd)		\$ 428,200	
Multiplied by the			
Subscribed Capacity (mgd)		2.50	
Divided by the			
Number of Billing Periods in the Year		12	
Demand Charge Due			\$ 89,208.33


Total Amount Due This Bill

\$ 147,457.80

Please Pay By:

12/28/2017

202-521 09.5940



MD

23660

23660

CITY OF CELINA

35305

VEND:124 UPPER TRINITY REGIONAL WA

035305 11/17/2017

DATE	I.D.	PO #	DESCRIPTION	----- G/L DISTRIBUTION -----	AMOUNT
11/10/2017	DB081711		UPPER TRINITY REGIONAL WA	202-502-09-5102	65,794.27
			UPPER TRINITY REGIONAL WA	202-502-09-5103	29,102.40
			UPPER TRINITY REGIONAL WA	202-522-09-5740	44,788.98
			VOLUME CHARGE, CAPITAL CHARGE, O&M COST		
11/10/2017	W081711		UPPER TRINITY REGIONAL WA	202-521-09-5740	155,911.56
			METER READ 10/31/2017		
			REGIONAL TREATED WATER SYSTEM		

CHECK TOTAL 295,597.21

23661

23661



RECEIVED STATEMENT

NOV 14 2017

UPPER TRINITY 124

P O. Drawer 305 • Lewisville, TX 75067

REGIONAL WATER DISTRICT 202 521.09.5740

(972) 219-1228 • Fax (972) 221-9896

City of Celina

NE-RTWS

Monthly billing statement for participation in the Regional Treated Water System
of the Upper Trinity Regional Water District

Statement Date: 11/10/2017

Invoice No: W081711

VOLUME CHARGE			
	Date	Reading	Total
Current Meter Reading	10/31/2017	734,693,000	
Prior Meter Reading	10/1/2017	674,600,000	
Total Flow for Period		60,093,000	
Multiplied by the			
Treatment Rate (per 1,000 gallons)		\$ 1.11	
Volume Charge Due			\$ 66,703.23


DEMAND CHARGE		
Annual Demand Charge (per mgd)	\$ 428,200	
Multiplied by the		
Subscribed Capacity (mgd)	2.50	
Divided by the		
Number of Billing Periods in the Year	12	
Demand Charge Due		\$ 89,208.33

Total Amount Due This Bill

\$ 155,911.56


Please Pay By:

11/30/2017



23662

23662



STATEMENT

P O Drawer 305 • Lewisville, TX 75067

REGIONAL WATER DISTRICT

(972) 219-1228 • Fax (972) 221-9896

City of Celina

NERWRS-DB

Monthly billing statement for participation in the Doe Branch Plant of the Northeast
Regional Water Reclamation System

Statement Date: 11/10/2017

Invoice No: DB081711

	Date	Reading
Current Meter Reading	10/31/2017	369,624,000
Prior Meter Reading	10/1/2017	356,906,000
Total Flow for Period (Billable Gallons)		12,718,000
Treatment Rate (per 1,000 gallons)		\$ 1.25
Total Volume Charge		\$ 15,897.50
Volume Charge Due		\$ 15,897.50

INDIVIDUAL FACILITIES CAPITAL CHARGE	
Annual Individual Facilities Charge	\$ 1,138,760
Multiplied by the	
Number of Billing Periods in the Year	12
Monthly Individual Facilities Capital Charge Due	\$ 94,896.67


FIXED O&M COSTS	
Annual Fixed O&M Charge (per mgd)	\$ 521,350
Multiplied by the	
Demand Capacity (mgd)	0.665
Divided by the	
Number of Billing Periods in the Year	12
Fixed O&M Charge Due	\$ 28,891.48

Total Amount Due This Bill

\$ 139,685.65

Please Pay By:

11/30/2017



202-522-07-5740

23663

23663

CITY OF CELINA

34990

VEND:124 UPPER TRINITY REGIONAL WA

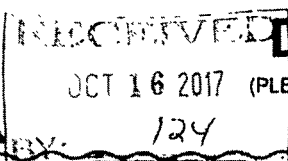
034990 10/20/2017

DATE	I.D.	PO #	DESCRIPTION	G/L DISTRIBUTION	AMOUNT
9/30/2017	DB081710		UPPER TRINITY REGIONAL WA	202-522-09-5741	37,188.00
			UPPER TRINITY REGIONAL WA	202-522-09-5742	28,958.67
			UPPER TRINITY REGIONAL WA	202-522-09-5740	42,250.42
9/30/2017	W081710		UPPER TRINITY REGIONAL WA	202-521-09-5740	158,289.87
	UIRWD H2O				

CHECK TOTAL 266,686.96

23664

23664



DISTRICT COPY

OCT 16 2017 (PLEASE RETURN THIS COPY WITH PAYMENT)

REGIONAL WATER DISTRICT

City of Celina

200 522-09-5741 31,188.00
200 522-09-5743 28,956.67
200 522-09-5740 42,250.42

NERWRS-DB

Monthly billing statement for participation in the Doe Branch Plant of the Northeast
Regional Water Reclamation System

Statement Date: 10/6/2017

Invoice No: DB081710

VOLUME CHARGE															
	<table border="1"><thead><tr><th>Date</th><th>Reading</th></tr></thead><tbody><tr><td>9/30/2017</td><td>356,906,000</td></tr><tr><td>9/1/2017</td><td>344,829,000</td></tr><tr><td colspan="2">Total Flow for Period (Billable Gallons)</td></tr><tr><td colspan="2">12,077,000</td></tr><tr><td>Treatment Rate (per 1,000 gallons)</td><td>\$ 1.25</td></tr><tr><td>Total Volume Charge</td><td>\$ 15,096.25</td></tr></tbody></table>	Date	Reading	9/30/2017	356,906,000	9/1/2017	344,829,000	Total Flow for Period (Billable Gallons)		12,077,000		Treatment Rate (per 1,000 gallons)	\$ 1.25	Total Volume Charge	\$ 15,096.25
Date	Reading														
9/30/2017	356,906,000														
9/1/2017	344,829,000														
Total Flow for Period (Billable Gallons)															
12,077,000															
Treatment Rate (per 1,000 gallons)	\$ 1.25														
Total Volume Charge	\$ 15,096.25														
Volume Charge Due	\$ 15,096.25														

ENTERED

OCT 19 2017

INDIVIDUAL FACILITIES CAPITAL CHARGE	
Annual Individual Facilities Charge	\$ 793,760
Multiplied by the	
Number of Billing Periods in the Year	12
Monthly Individual Facilities Capital Charge Due	\$ 66,146.67

FIXED O&M CHARGE	
Annual Fixed O&M Charge (per mgd)	\$ 490,000
Multiplied by the	
Demand Capacity (mgd)	0.665
Divided by the	
Number of Billing Periods in the Year	12
Fixed O&M Charge Due	\$ 27,154.17

Total Amount Due This Bill

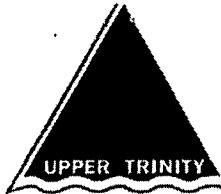
\$ 108,397.09

Please Pay By:

10/26/2017

23665

23665




REGIONAL WATER DISTRICT

STATEMENT

P.O. Drawer 305 • Lewisville, TX 75067

(972) 219-1228 • Fax (972) 221-9896

City of Celina



202-521-09-5740

NE-RTWS

Monthly billing statement for participation in the Regional Treated Water System
of the Upper Trinity Regional Water District

Statement Date: 10/6/2017

Invoice No: W081710

VOLUME CHARGE			
	Date	Reading	Total
Current Meter Reading	9/30/2017	674,600,000	
Prior Meter Reading	9/1/2017	609,230,000	
Total Flow for Period		65,370,000	
Multiplied by the			
Treatment Rate (per 1,000 gallons)		\$ 1.11	
Volume Charge Due			\$ 72,560.70

FIXED O&M CHARGE	
Annual Demand Charge (per mgd)	\$ 411,500
Multiplied by the	
Subscribed Capacity (mgd)	2.50
Divided by the	
Number of Billing Periods in the Year	12
Demand Charge Due	\$ 85,729.17

Total Amount Due Current Period \$ 158,289.87

Total Amount Past Due: Inv#W081709, dtd 09/08/17 \$ ~~153,960.87~~

Total Amount Due This Bill \$ ~~312,250.74~~

Please Pay By: 10/26/2017 158,289.87

23666

23666

CITY OF CELINA

34674

VEND:124 ✓ UPPER TRINITY REGIONAL WA

034673 9/22/2017

DATE	I.D.	PO #	DESCRIPTION	----- G/L DISTRIBUTION -----	AMOUNT
8/31/2017	DE081709		UPPER TRINITY REGIONAL WA	202-522-09-5741	37,188.00
			UPPER TRINITY REGIONAL WA	202-522-09-5742	28,958.67
			UPPER TRINITY REGIONAL WA	202-522-09-5740	46,755.42
	UTRW SWEAT				
8/31/2017	W081709		UPPER TRINITY REGIONAL WA	202-521-09-5740	153,960.87
	UTRW H2O				

CHECK TOTAL 266,862.96

23667

23667



RECEIVED

SEP 13 2017

STATEMENT

REGIONAL WATER DISTRICT

BY: 129

202-522-09-5741 - 37,188.00

202-522-09-5742 - 28,958.67

202-522-09-5740 -

46,755.42

Drawer 305 • Lewisville, TX 75067

(972) 219-1228 • Fax (972) 221-9896

City of Celina

Monthly billing statement for participation in the Doe Branch Plant of the Northeast Regional Water Reclamation System

NERWRS-DB

ENTER

SEP 21 2017

Statement Date: 9/8/2017

Invoice No: DB081709

VOLUME CHARGE

	Date	Reading
Current Meter Reading	8/31/2017	344,829,000
Prior Meter Reading	8/1/2017	329,148,000
Total Flow for Period (Billable Gallons)		15,681,000
Treatment Rate (per 1,000 gallons)		\$ 1.25
Total Volume Charge		\$ 19,601.25

Volume Charge Due \$ 19,601.25

INDIVIDUAL FACILITIES CAPITAL CHARGE

Annual Individual Facilities Charge	\$ 793,760
Multiplied by the	
Number of Billing Periods in the Year	12

Monthly Individual Facilities Capital Charge Due \$ 66,146.67

FIXED O&M CHARGE

Annual Fixed O&M Charge (per mgd)	\$ 490,000
Multiplied by the	
Demand Capacity (mgd)	0.665
Divided by the	
Number of Billing Periods in the Year	12

Fixed O&M Charge Due \$ 27,154.17

Total Amount Due This Bill

\$ 112,902.09

Please Pay By:


9/28/2017

23668

23668



STATEMENT



P.O. Drawer 305 • Lewisville, TX 75067

(972) 219-1228 • Fax (972) 221-9896

City of Celina

202-521-09-5740

NE-RTWS

ENTERED

SEP 18 2017

Monthly billing statement for participation in the Regional Treated Water System
of the Upper Trinity Regional Water District

Statement Date: **9/8/2017**

Invoice No: **W081709**

VOLUME CHARGE

	Date	Reading	Total
Current Meter Reading	8/31/2017	609,230,000	
Prior Meter Reading	8/1/2017	547,760,000	
Total Flow for Period		61,470,000	
Multiplied by the			
Treatment Rate (per 1,000 gallons)		\$ 1.11	
Volume Charge Due			\$ 68,231.70

FIXED O&M CHARGE

Annual Demand Charge (per mgd)	\$ 411,500
Multiplied by the	
Subscribed Capacity (mgd)	2.50
Divided by the	
Number of Billing Periods in the Year	12
Demand Charge Due	\$ 85,729.17

Total Amount Due This Bill

\$ 153,960.87

Please Pay By:

9/28/2017

23669

23669

CITY OF CELINA

34300

VEND:124 UPPER TRINITY REGIONAL WA

034300 8/17/2017

DATE	I.D.	PO #	DESCRIPTION	——— G/L DISTRIBUTION ———	AMOUNT
7/31/2017	DE081708		UPPER TRINITY REGIONAL WA	202-522-09-5741	37,188.00
			UPPER TRINITY REGIONAL WA	202-522-09-5742	28,958.67
			UPPER TRINITY REGIONAL WA	202-522-09-5740	42,456.06
7/31/2017	WO81708		UPPER TRINITY REGIONAL WA	202-521-09-5740	151,535.52
	UTRWD H2O				

CHECK TOTAL 260,138.25

23670


23670



REGIONAL WATER DISTRICT

202-522-09-5741- 37,188.00
202-522-09-5742- 28,958.67
202-522-09-5740- 42,450.06

STATEMENT



P.O. Drawer 305 • Lewisville, TX 75067

(972) 219-1228 • Fax (972) 221-9896

City of Celina

NERWRS-DB

Monthly billing statement for participation in the Doe Branch Plant of the Northeast
Regional Water Reclamation System

Statement Date: 8/11/2017

Invoice No: DB081708

VOLUME CHARGE

Flows for 7/2017 - by house count

Number of Houses

1675

Total Flow for Period (Billable Gallons)

12,241,510

Treatment Rate (per 1,000 gallons)

\$ 1.25

Total Volume

\$ 15,301.89

ENTERED

AUG 17 2017

Volume Charge Due

\$

15,301.89

INDIVIDUAL FACILITIES CAPITAL CHARGE

Annual Individual Facilities Charge

\$ 793,760

Multiplied by the

Number of Billing Periods in the Year

12

Monthly Individual Facilities Capital Charge Due

\$

66,146.67

FIXED O&M CHARGE

Annual Fixed O&M Charge (per mgd)

\$ 490,000

Multiplied by the

Demand Capacity (mgd)

0.665

Divided by the

Number of Billing Periods in the Year

12

Fixed O&M Charge Due

\$

27,154.17

Total Amount Due This Bill

\$

108,602.73

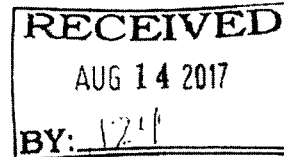
Please Pay By:

8/31/2017

23671

23671

202-521-09-5740



STATEMENT

P.O. Drawer 305 • Lewisville, TX 75067

(972) 219-1228 • Fax (972) 221-9896



City of Celina

NE-RTWS

Monthly billing statement for participation in the Regional Treated Water System
of the Upper Trinity Regional Water District

Statement Date: 8/11/2017

Invoice No: W081708

VOLUME CHARGE			
	Date	Reading	Total
Current Meter Reading	7/31/2017	547,760,000	ENTERED AUG 17 2017
Prior Meter Reading	7/1/2017	488,475,000	
Total Flow for Period		59,285,000	
Multiplied by the			
Treatment Rate (per 1,000 gallons)		\$ 1.11	
Volume Charge Due			\$ 65,806.35

FIXED O&M CHARGE			
Annual Demand Charge (per mgd)		\$ 411,500	
Multiplied by the			
Subscribed Capacity (mgd)		2.50	
Divided by the			
Number of Billing Periods in the Year		12	
Demand Charge Due			\$ 85,729.17

Total Amount Due This Bill

\$ 151,535.52

Please Pay By:

8/31/2017

23672

23672

CITY OF CELINA**33974**

VEND:124 UPPER TRINITY REGIONAL WA

033974 7/21/2017

DATE	I.D.	FO #	DESCRIPTION	——— G/L DISTRIBUTION ———	AMOUNT
6/30/2017	DB081707		UPPER TRINITY REGIONAL WA	202-522-09-5741	37,188.00
			UPPER TRINITY REGIONAL WA	202-522-09-5742	28,958.67
			UPPER TRINITY REGIONAL WA	202-522-09-5740	41,925.47
	UIRWE SEWER				
6/30/2017	W081707		UPPER TRINITY REGIONAL WA	202-521-09-5740	144,814.47
	UIRWD H2O				

CHECK TOTAL 252,886.61

23673

23673

CITY OF CELINA

33974

VEND:124 UPPER TRINITY REGIONAL WA

033974 7/21/2017

DATE	I.D.	PO #	DESCRIPTION	——— G/L DISTRIBUTION ———	AMOUNT
6/30/2017	DE081707		UPPER TRINITY REGIONAL WA	202-522-09-5741	37,188.00
			UPPER TRINITY REGIONAL WA	202-522-09-5742	28,958.67
			UPPER TRINITY REGIONAL WA	202-522-09-5740	41,925.47
	UIRWE SEWER				
6/30/2017	W081707		UPPER TRINITY REGIONAL WA	202-521-09-5740	144,814.47
	UIRWD H2O				

CHECK TOTAL 252,886.61

23674

23674



STATEMENT

P.O. Drawer 305 • Lewisville, TX 75067

REGIONAL WATER DISTRICT

City of Celina

RECEIVED

JUL 17 2017

BY: 124

202-522-09-5741 - 37,188.60

202-522-09-5742 - 28,958.67

(972) 219-1228 • Fax (972) 221-9896

NERWRS-DB

Monthly billing statement for participation in the Doe Branch Plant of the Northeast
Regional Water Reclamation System

202-522-09-5740 41,925.47

Statement Date: 7/12/2017

Invoice No: DB081707

VOLUME CHARGE

Flows for 6/2017 - by house count

Number of Houses
1642

Total Flow for Period (Billable Gallons)

11,817,037

Treatment Rate (per 1,000 gallons)

\$ 1.25

Total Volume

\$ 14,771.30

ENTERED

JUL 20 2017

Volume Charge Due

\$

14,771.30

INDIVIDUAL FACILITIES CAPITAL CHARGE

Annual Individual Facilities Charge

\$ 793,760

Multiplied by the

Number of Billing Periods in the Year

12

Monthly Individual Facilities Capital Charge Due

\$

66,146.67

FIXED O&M CHARGE

Annual Fixed O&M Charge (per mgd)

\$ 490,000

Multiplied by the

Demand Capacity (mgd)

0.665

Divided by the

Number of Billing Periods in the Year

12

Fixed O&M Charge Due

\$

27,154.17

Total Amount Due This Bill

\$

108,072.14

Please Pay By:


8/1/2017

23675

23675



STATEMENT



P O. Drawer 305 • Lewisville, TX 75067

REGIONAL WATER DISTRICT

(972) 219-1228 • Fax (972) 221-9896

City of Celina

202 - 521 - 09 - 5740

NE-RTWS

Monthly billing statement for participation in the Regional Treated Water System
of the Upper Trinity Regional Water District

Statement Date: 7/12/2017

Invoice No: W081707

VOLUME CHARGE			
	Date	Reading	Total
Current Meter Reading	6/30/2017	488,475,000	
Prior Meter Reading	6/1/2017	435,245,000	
Total Flow for Period		53,230,000	
Multiplied by the			
Treatment Rate (per 1,000 gallons)		\$ 1.11	
Volume Charge Due			\$ 59,085.30

FIXED O&M CHARGE	
Annual Demand Charge (per mgd)	\$ 411,500
Multiplied by the	
Subscribed Capacity (mgd)	2.50
Divided by the	
Number of Billing Periods in the Year	12
Demand Charge Due	\$ 85,729.17

Total Amount Due This Bill

\$ 144,814.47

Please Pay By:

8/1/2017

23676

23676

CITY OF CELINA**33620**

VEND:124 UPPER TRINITY REGIONAL WA

033620 6/16/2017

DATE	I.D.	EO #	DESCRIPTION	----- G/L DISTRIBUTION -----	AMOUNT
5/31/2017	DB081706		UPPER TRINITY REGIONAL WA	202-522-09-5741	37,188.00
			UPPER TRINITY REGIONAL WA	202-522-09-5742	28,958.67
			UPPER TRINITY REGIONAL WA	202-522-09-5740	39,269.44
5/31/2017	W081706		UPPER TRINITY REGIONAL WA	202-521-09-5740	152,329.17
	UTRAD H2O				

CHECK TOTAL 257,745.28

23677

23677



RECEIVED STATEMENT

JUN 12 2017

BY: 124

P.O. Drawer 305 • Lewisville, TX 75067

REGIONAL WATER DISTRICT

202-522-09-5741 - 37,188.00
202-522-09-5742 - 28,958.67
202-522-09-5740 - 39,269.44

(972) 219-1228 • Fax (972) 221-9896

City of Celina

NERWRS-DB

Monthly billing statement for participation in the Doe Branch Plant of the Northeast
Regional Water Reclamation System

Statement Date: 6/9/2017

Invoice No: DB081706

VOLUME CHARGE

Flows for 5/2017 - by house count

Number of Houses
1615

Total Flow for Period (Billable Gallons)

9,692,214

Treatment Rate (per 1,000 gallons)

\$ 1.25

Total Volume

\$ 12,115.27

ENTERED

JUN 14 2017

Volume Charge Due

\$ 12,115.27

INDIVIDUAL FACILITIES CAPITAL CHARGE

Annual Individual Facilities Charge

\$ 793,760

Multiplied by the

Number of Billing Periods in the Year

12

Monthly Individual Facilities Capital Charge Due

\$ 66,146.67

FIXED O&M CHARGE

Annual Fixed O&M Charge (per mgd)

\$ 490,000

Multiplied by the

Demand Capacity (mgd)

0.665

Divided by the

Number of Billing Periods in the Year

12

Fixed O&M Charge Due

\$ 27,154.17

Total Amount Due This Bill

\$ 105,416.11

Please Pay By:

6/29/2017

23678

23678



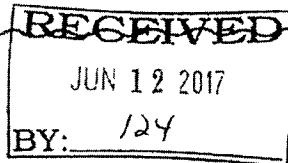
STATEMENT

P.O. Drawer 305 • Lewisville, TX 75067

REGIONAL WATER DISTRICT

(972) 219-1228 • Fax (972) 221-9896

City of Celina



NE-RTWS

Monthly billing statement for participation in the Regional Treated Water System
of the Upper Trinity Regional Water District

Statement Date: 6/9/2017

Invoice No: W081706

VOLUME CHARGE			
	Date	Reading	Total
Current Meter Reading	5/31/2017	435,245,000	
Prior Meter Reading	5/1/2017	375,245,000	
Total Flow for Period		60,000,000	
Multiplied by the			
Treatment Rate (per 1,000 gallons)		\$ 1.11	
Volume Charge Due			\$ 66,600.00

FIXED O&M CHARGE		
Annual Demand Charge (per mgd)		\$ 411,500
Multiplied by the		
Subscribed Capacity (mgd)		2.50
Divided by the		
Number of Billing Periods in the Year		12
Demand Charge Due		\$ 85,729.17

Total Amount Due This Bill

\$ 152,329.17

Please Pay By:

6/29/2017

23679

23679

CITY OF CELINA

33374

VEND:124 UPPER TRINITY REGIONAL WA

033374 5/25/2017

DATE	I.D.	PO #	DESCRIPTION	—— G/L DISTRIBUTION ——	AMOUNT
4/30/2017	DB081705		UPPER TRINITY REGIONAL WA	202-522-09-5741	37,188.00
			UPPER TRINITY REGIONAL WA	202-522-09-5742	28,958.67
			UPPER TRINITY REGIONAL WA	202-522-09-5740	40,450.13
4/30/2017	W081705		UPPER TRINITY REGIONAL WA	202-521-09-5740	131,111.52
	UTRW H2O				

CHECK TOTAL 237,708.32

23680

23680



REGIONAL WATER DISTRICT

STATEMENT

RECEIVED
MAY 15 2017
BY: 124

P.O. Drawer 305 • Lewisville, TX 75067

(972) 219-1226 • Fax: (972) 221-9896

City of Celina

202-522-09-5741- \$7,188.00
202-522-09-5742- 28,958.67
202-522-09-5740- 40,450.13

NERWRS-DB

Monthly billing statement for participation in the Doe Branch Plant of the Northeast
Regional Water Reclamation System

Statement Date: 5/12/2017

Invoice No: DB081705

VOLUME CHARGE

Flows for 4/2017 - by house count

Number of Houses

1599

Total Flow for Period (Billable Gallons)

10,636,769

Treatment Rate (per 1,000 gallons)

\$ 1.25

Total Volume

\$ 13,295.96

ENTERED

MAY 25 2017

Volume Charge Due

\$

13,295.96

INDIVIDUAL FACILITIES CAPITAL CHARGE

Annual Individual Facilities Charge

\$ 793,760

Multiplied by the

Number of Billing Periods in the Year

12

Monthly Individual Facilities Capital Charge Due

\$

66,146.67

FIXED O&M CHARGE

Annual Fixed O&M Charge (per mgd)

\$ 490,000

Multiplied by the

Demand Capacity (mgd)

0.665

Divided by the

Number of Billing Periods in the Year

12

Fixed O&M Charge Due

\$

27,154.17

Total Amount Due This Bill

\$

106,596.80

Please Pay By:


6/1/2017

23681

23681



STATEMENT



P.O. Drawer 305 • Lewisville, TX 75067

(972) 219-1228 • Fax (972) 221-9896

City of Celina

NE-RTWS

Monthly billing statement for participation in the Regional Treated Water System
of the Upper Trinity Regional Water District

Statement Date: 5/12/2017

Invoice No: W081705

VOLUME CHARGE			
	Date	Reading	Total
Current Meter Reading	4/30/2017	375,245,000	
Prior Meter Reading	4/1/2017	334,360,000	
Total Flow for Period		40,885,000	
Multiplied by the			
Treatment Rate (per 1,000 gallons)		\$ 1.11	
Volume Charge Due			\$ 45,382.35


FIXED O&M CHARGE			
Annual Demand Charge (per mgd)		\$ 411,500	
Multiplied by the			
Subscribed Capacity (mgd)		2.50	
Divided by the			
Number of Billing Periods in the Year		12	
Demand Charge Due			\$ 85,729.17

Total Amount Due This Bill

\$ 131,111.52

Please Pay By:

6/1/2017



23682

23682

CITY OF CELINA

33017

VEND:124 UPPER TRINITY REGIONAL WA

033017 4/21/2017

DATE	I.D.	PO #	DESCRIPTION	G/L DISTRIBUTION	AMOUNT
3/31/2017	LE081704		UPPER TRINITY REGIONAL WA	202-522-09-5741	37,188.00
			UPPER TRINITY REGIONAL WA	202-522-09-5742	28,958.67
			UPPER TRINITY REGIONAL WA	202-522-09-5740	40,569.88
3/31/2017	W081704		UPPER TRINITY REGIONAL WA	202-521-09-5740	133,764.42
	UIRWD H2O				

CHECK TOTAL 240,480.97

23683


23683



STATEMENT

P.O. Drawer 305 • Lewisville, TX 75067

City of Celina



200-522-09-5741 - 37,188.00
200-522-09-5742 - 28,958.67
200-522-09-5740 - 40,569.88


NERWRS-DB

Monthly billing statement for participation in the Doe Branch Plant of the Northeast Regional Water Reclamation System

Statement Date: 4/10/2017

Invoice No: DB081704

VOLUME CHARGE	
Flows for 3/2017 - by house count	Number of Houses 1598
Total Flow for Period (Billable Gallons)	10,732,568
Treatment Rate (per 1,000 gallons)	\$ 1.25
Total Volume	\$ 13,415.71
Volume Charge Due	\$ 13,415.71



INDIVIDUAL FACILITIES CAPITAL CHARGE	
Annual Individual Facilities Charge	\$ 793,760
Multiplied by the Number of Billing Periods in the Year	12
Monthly Individual Facilities Capital Charge Due	\$ 66,146.67

FIXED O&M CHARGE	
Annual Fixed O&M Charge (per mgd)	\$ 490,000
Multiplied by the Demand Capacity (mgd)	0.665
Divided by the Number of Billing Periods in the Year	12
Fixed O&M Charge Due	\$ 27,154.17

Total Amount Due This Bill

\$ 106,716.55

Please Pay By:

4/30/2017

23684

23684




STATEMENT

PO Drawer 905 • Louisville, TX 75067

(972) 219-1228 • Fax: (972) 221-9896

City of Celina



202-521-69-5740

NE-RTWS

Monthly billing statement for participation in the Regional Treated Water System
of the Upper Trinity Regional Water District

Statement Date:

4/10/2017

Invoice No: W081704

VOLUME CHARGE			
	Date	Reading	Total
Current Meter Reading	3/31/2017	334,360,000	
Prior Meter Reading	3/1/2017	291,085,000	
Total Flow for Period		43,275,000	
Multiplied by the			
Treatment Rate (per 1,000 gallons)		\$ 1.11	
Volume Charge Due			\$ 48,035.25


FIXED O&M CHARGE			
Annual Demand Charge (per mgd)		\$ 411,500	
Multiplied by the			
Subscribed Capacity (mgd)		2.50	
Divided by the			
Number of Billing Periods in the Year		12	
Demand Charge Due			\$ 85,729.17

Total Amount Due This Bill

\$ 133,764.42

Please Pay By:

4/30/2017



23685

23685

CITY OF CELINA

32614

VEND:124 UPPER TRINITY REGIONAL WA

032614 3/17/2017

DATE	I.D.	PO #	DESCRIPTION	——— G/L DISTRIBUTION ———	AMOUNT
2/28/2017	DE081703		UPPER TRINITY REGIONAL WA	202-522-09-5740	40,226.80
			UPPER TRINITY REGIONAL WA	202-522-09-5741	37,188.00
			UPPER TRINITY REGIONAL WA	202-522-09-5742	28,958.67
	UTRWD SEWER				
2/28/2017	W081703		UPPER TRINITY REGIONAL WA	202-521-09-5740	127,093.32
	UTRWD H2O				

CHECK TOTAL 233,466.79

23686

23686



STATEMENT

P.O. Drawer 305 • Lewisville, TX 75067

City of Celina

202-522-09-5740 - 40,226.80 (97%) 219-226 • Fax (972) 221-9896
202-522-09-5741 - 37,188.00
202-522-09-5742 - 28,958.67
BY: 124

NERWRS-DB

Monthly billing statement for participation in the Doe Branch Plant of the Northeast
Regional Water Reclamation System

Statement Date: 3/10/2017

Invoice No: DB081703

VOLUME CHARGE	
Flows for 2/2017 - by house count	Number of Houses 1537
Total Flow for Period (Billable Gallons)	10,458,107
Treatment Rate (per 1,000 gallons)	\$ 1.25
Total Volume	\$ 13,072.63
Volume Charge Due	\$ 13,072.63

INDIVIDUAL FACILITIES CAPITAL CHARGE	
Annual Individual Facilities Charge	\$ 793,760
Multiplied by the Number of Billing Periods in the Year	12
Monthly Individual Facilities Capital Charge Due	\$ 66,146.67

FIXED O&M CHARGE	
Annual Fixed O&M Charge (per mgd)	\$ 490,000
Multiplied by the Demand Capacity (mgd)	0.665
Divided by the Number of Billing Periods in the Year	12
Fixed O&M Charge Due	\$ 27,154.17

Total Amount Due This Bill

\$ 106,373.47

Please Pay By:

3/30/2017

23687

23687




STATEMENT

P.O. Drawer 305 • Lewisville, TX 75057

REGIONAL WATER DISTRICT

(972) 219-1228 • Fax (972) 221-9896

City of Celina



202-521-09-5740

NE-RTWS

Monthly billing statement for participation in the Regional Treated Water System
of the Upper Trinity Regional Water District

Statement Date: 3/10/2017

Invoice No: W081703

VOLUME CHARGE				
		Date	Reading	Total
Current Meter Reading	ENTERED	2/28/2017	291,085,000	
Prior Meter Reading		2/1/2017	253,820,000	
Total Flow for Period	MAR 10 2017		37,265,000	
Multiplied by the				
Treatment Rate (per 1,000 gallons)			\$ 1.11	
Volume Charge Due				\$ 41,364.15

FIXED O&M CHARGE		
Annual Demand Charge (per mgd)	\$ 411,500	
Multiplied by the		
Subscribed Capacity (mgd)	2.50	
Divided by the		
Number of Billing Periods in the Year	12	
Demand Charge Due		\$ 85,729.17

Total Amount Due This Bill

\$ 127,093.32

Please Pay By:

3/30/2017

23688

23688

CITY OF CELINA

32334

VEND:124 UPPER TRINITY REGIONAL WA

032334 2/17/2017

DATE	I.D.	PO #	DESCRIPTION	G/L DISTRIBUTION	AMOUNT
1/31/2017	DE081702		UPPER TRINITY REGIONAL WA	202-522-09-5740	40,614.45
			UPPER TRINITY REGIONAL WA	202-522-09-5741	37,188.00
			UPPER TRINITY REGIONAL WA	202-522-09-5742	28,958.67
	UTRWD SEWER				
1/31/2017	W081702		UPPER TRINITY REGIONAL WA	202-521-09-5740	133,616.79
	UTRWD H2O				

CHECK TOTAL 240,377.91

23689

23689



REGIONAL WATER DISTRICT

DISTRICT COPY

(PLEASE RETURN THIS COPY WITH PAYMENT)

202-522-09-5740 - 40,614.45
202-522-09-5741 - 37,188
202-522-09-5742 - 28,958.67

City of Celina

FEB 15 2017

NERWRS-DB

Monthly billing statement for participation in the Doe Branch Plant of the Northeast
Regional Water Reclamation System

Statement Date: 2/14/2017

Invoice No: DB081702

VOLUME CHARGE	
Flows for 1/2017 - by house count	Number of Houses 1496
Total Flow for Period (Billable Gallons)	10,768,227
Treatment Rate (per 1,000 gallons)	\$ 1.25
Total Volume	\$ 13,460.28
Volume Charge Due	\$ 13,460.28

INDIVIDUAL FACILITIES CAPITAL CHARGE	
Annual Individual Facilities Charge	\$ 793,760
Multiplied by the Number of Billing Periods in the Year	12
Monthly Individual Facilities Capital Charge Due	\$ 66,146.67

FIXED O&M CHARGE	
Annual Fixed O&M Charge (per mgd)	\$ 490,000
Multiplied by the Demand Capacity (mgd)	0.665
Divided by the Number of Billing Periods in the Year	12
Fixed O&M Charge Due	\$ 27,154.17

Total Amount Due This Bill

\$ 106,761.12

Please Pay By:

3/6/2017

M

23690

23690



REGIONAL WATER DISTRICT

STATEMENT

P.O. Drawer 305 • Lewisville, TX 75067

(972) 219-1228 • Fax (972) 221-9896

City of Celina

NERWRS-DB

Monthly billing statement for participation in the Doe Branch Plant of the Northeast
Regional Water Reclamation System

Statement Date: 2/14/2017

Invoice No: DB081702

VOLUME CHARGE	
	Number of Houses
Flows for 1/2017 - by house count	1496
Total Flow for Period (Billable Gallons)	10,768,227
Treatment Rate (per 1,000 gallons)	\$ 1.25
Total Volume	\$ 13,460.28
Volume Charge Due	\$ 13,460.28

INDIVIDUAL FACILITIES CAPITAL CHARGE	
Annual Individual Facilities Charge	\$ 793,760
Multiplied by the	
Number of Billing Periods in the Year	12
Monthly Individual Facilities Capital Charge Due	\$ 66,146.67

FIXED O&M CHARGE	
Annual Fixed O&M Charge (per mgd)	\$ 490,000
Multiplied by the	
Demand Capacity (mgd)	0.665
Divided by the	
Number of Billing Periods in the Year	12
Fixed O&M Charge Due	\$ 27,154.17

Total Amount Due This Bill

\$ 106,761.12

Please Pay By:

3/8/2017

23691

23691



REGIONAL WATER DISTRICT

STATEMENT

P O. Drawer 305 • Lewisville, TX 75067

(972) 219-1228 • Fax (972) 221-9896

City of Celina

NERWRS-DB

Monthly billing statement for participation in the Doe Branch Plant of the Northeast
Regional Water Reclamation System

Statement Date: 2/14/2017

Invoice No: DB081702

VOLUME CHARGE

	Number of Houses
Flows for 1/2017 - by house count	1496
Total Flow for Period (Billable Gallons)	10,768,227
Treatment Rate (per 1,000 gallons)	\$ 1.25
Total Volume	\$ 13,460.28
Volume Charge Due	\$ 13,460.28

INDIVIDUAL FACILITIES CAPITAL CHARGE

Annual Individual Facilities Charge	\$ 793,760
<i>Multiplied by the</i>	
Number of Billing Periods in the Year	12
Monthly Individual Facilities Capital Charge Due	\$ 66,146.67

FIXED O&M CHARGE

Annual Fixed O&M Charge (per mgd)	\$ 490,000
<i>Multiplied by the</i>	
Demand Capacity (mgd)	0.665
<i>Divided by the</i>	
Number of Billing Periods in the Year	12
Fixed O&M Charge Due	\$ 27,154.17

Total Amount Due This Bill

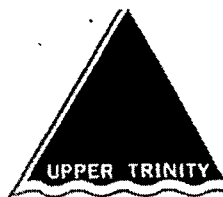
\$ 106,761.12

Please Pay By:

3/6/2017

23692

23692



REGIONAL WATER DISTRICT

STATEMENT

P.O. Drawer 305 • Lewisville, TX 75067

(972) 219-1228 • Fax (972) 221-9896

City of Celina

124

202-51-09-5746

NE-RTWS

Monthly billing statement for participation in the Regional Treated Water System
of the Upper Trinity Regional Water District

Statement Date:

2/10/2017

Invoice No: W081702

VOLUME CHARGE

	Date	Reading	Total
Current Meter Reading	1/31/2017	253,820,000	
Prior Meter Reading	1/1/2017	210,678,000	
Total Flow for Period		43,142,000	
Multiplied by the			
Treatment Rate (per 1,000 gallons)		\$ 1.11	
Volume Charge Due			\$ 47,887.62

FIXED O&M CHARGE

Annual Demand Charge (per mgd)		\$ 411,500
Multiplied by the		
Subscribed Capacity (mgd)		2.50
Divided by the		
Number of Billing Periods in the Year		12
Demand Charge Due		\$ 85,729.17

Total Amount Due This Bill

\$ 133,616.79

Please Pay By:

3/2/2017

CITY OF CELINA**32051**

VEND:124 UPPER TRINITY REGIONAL WA

032051 1/20/2017

DATE	I.D.	PO #	DESCRIPTION	—— G/L DISTRIBUTION ——	AMOUNT
12/31/2016	DE0817001		UPPER TRINITY REGIONAL WA	202-522-09-5740	38,936.26
			UPPER TRINITY REGIONAL WA	202-522-09-5741	37,188.00
			UPPER TRINITY REGIONAL WA	202-522-09-5742	28,958.67
12/31/2016	W081701		UPPER TRINITY REGIONAL WA	202-521-09-5740	120,986.10
	UTRW H20				

CHECK TOTAL 226,069.03

23694

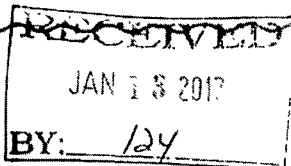
23694



STATEMENT

P.O. Drawer 305 • Lewisville, TX 75067

City of Celina



202-522-09 5740-38,936.26
202-522-09 5741-37,188
202-522-09 5742-28,958.67

(972) 219-1228 • Fax: (972) 221-9896

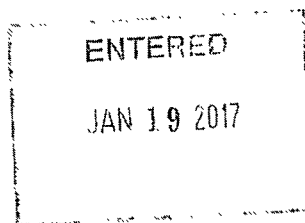
NERWRS-DB

Monthly billing statement for participation in the Doe Branch Plant of the Northeast
Regional Water Reclamation System

Statement Date: 1/11/2017

Invoice No: DB081701

VOLUME CHARGE	
Flows for 12/2016 - by house count	Number of Houses 1479
Total Flow for Period (Billable Gallons)	9,425,670
Treatment Rate (per 1,000 gallons)	\$ 1.25
Total Volume	\$ 11,782.09
Volume Charge Due	\$ 11,782.09



INDIVIDUAL FACILITIES CAPITAL CHARGE	
Annual Individual Facilities Charge	\$ 793,760
Multiplied by the Number of Billing Periods in the Year	12
Monthly Individual Facilities Capital Charge Due	\$ 66,146.67

FIXED O&M CHARGE	
Annual Fixed O&M Charge (per mgd)	\$ 490,000
Multiplied by the Demand Capacity (mgd)	0.665
Divided by the Number of Billing Periods in the Year	12
Fixed O&M Charge Due	\$ 27,154.17

Total Amount Due This Bill

\$ 105,082.93

Please Pay By:

1/31/2017

23695

23695



STATEMENT

P.O. Drawer 305 • Lewisville, TX 75067

(972) 219-1228 • Fax (972) 271-9896

City of Celina

RECEIVED

JAN 13 2017

202-221-09-5740

BY: 124

NE-RTWS

Monthly billing statement for participation in the Regional Treated Water System
of the Upper Trinity Regional Water District

Statement Date: 1/11/2017

Invoice No: W081701

VOLUME CHARGE

	Date	Reading	Total
Current Meter Reading	12/31/2016	210,678,000	
Prior Meter Reading	12/1/2016	178,915,000	
Total Flow for Period		31,763,000	
Multiplied by the			
Treatment Rate (per 1,000 gallons)		\$ 1.11	
Volume Charge Due			\$ 35,256.93

FIXED O&M CHARGE

Annual Demand Charge (per mgd)	ENTERED	\$ 411,500
Multiplied by the		
Subscribed Capacity (mgd)	JAN 19 2017	2.50
Divided by the		
Number of Billing Periods in the Year		12
Demand Charge Due		\$ 85,729.17

Total Amount Due This Bill

\$ 120,986.10

Please Pay By:

1/31/2017

23696

23696

CITY OF CELINA

031740

VEND:124 UPPER TRINITY REGIONAL WA

031740 12/21/2016

DATE	I.D.	PO #	DESCRIPTION	----- G/L DISTRIBUTION -----	AMOUNT
11/30/2016	DB081612		UPPER TRINITY REGIONAL WA	202-522-09-5740	34,545.80
			UPPER TRINITY REGIONAL WA	202-522-09-5741	37,188.00
			UPPER TRINITY REGIONAL WA	202-522-09-5742	28,958.67
11/30/2016	W081612		UPPER TRINITY REGIONAL WA	202-521-09-5740	127,886.97
	UIFWD H20				

CHECK TOTAL 228,579.44

23697

23697



REGIONAL WATER DISTRICT

STATEMENT

ENTERED

DEC 20 2016

P O Drawer 305 • Lewisville, TX 75067

(972) 219-1228 • Fax (972) 221-9896

RECEIVED

DEC 16 2016

BY:

124

202-521-09-5740

City of Celina

NE-RTWS

Monthly billing statement for participation in the Regional Treated Water System
of the Upper Trinity Regional Water District

Statement Date: 12/9/2016

Invoice No: W081612

VOLUME CHARGE

	Date	Reading	Total
Current Meter Reading	11/30/2016	178,915,000	
Prior Meter Reading	11/1/2016	140,935,000	
Total Flow for Period		37,980,000	
Multiplied by the			
Treatment Rate (per 1,000 gallons)		\$ 1.11	
Volume Charge Due			\$ 42,157.80

FIXED O&M CHARGE

Annual Demand Charge (per mgd)	\$ 411,500
Multiplied by the	
Subscribed Capacity (mgd)	2.50
Divided by the	
Number of Billing Periods in the Year	12
Demand Charge Due	\$ 85,729.17

Total Amount Due This Bill

\$ 127,886.97

Please Pay By:

12/29/2016

23698




REGIONAL WATER DISTRICT

STATEMENT

202-522-09-5740 - 34,545.80

P.O. Drawer 305 • Lewisville, TX 75067



(972) 219-1228 • Fax (972) 221-9896

City of Celina

202-522-09-5741 - 37,188.00

202-522-09-5742 - 28,958.67

NERWRS-DB

Monthly billing statement for participation in the Doe Branch Plant of the Northeast
Regional Water Reclamation System

Statement Date: 12/9/2016

Invoice No: DB081612

VOLUME CHARGE

Flows for 11/2016 - by house count	Number of Houses 1457
Total Flow for Period (Billable Gallons)	8,033,906
Treatment Rate (per 1,000 gallons)	\$ 4.30
Current Volume Charge	\$ 34,545.80
** (Flat Rate for temporary use of Riverbend Facilities)	
Volume Charge Due	\$ 34,545.80

INDIVIDUAL FACILITIES CAPITAL CHARGE

Annual Individual Facilities Charge	\$ 793,760
Multiplied by the	
Number of Billing Periods in the Year	12
Monthly Individual Facilities Capital Charge Due	\$ 66,146.67

Total Amount Due This Bill \$ 100,692.47

Please Pay By: 12/29/2016

CITY OF CELINA

031409

VEND:124 UPPER TRINITY REGIONAL WA

031409 11/18/2016

DATE	I.D.	PO #	DESCRIPTION	----- G/L DISTRIBUTION -----	AMOUNT
10/31/2016	DB081611		UPPER TRINITY REGIONAL WA	202-522-09-5740	40,150.05
			UPPER TRINITY REGIONAL WA	202-522-09-5741	37,188.00
			UPPER TRINITY REGIONAL WA	202-522-09-5742	28,958.67
10/31/2016	WB081611		UPPER TRINITY REGIONAL WA	202-521-09-5740	147,639.42
	UTRWD H2O				

CHECK TOTAL 253,936.14

23700

23700



REGIONAL WATER DISTRICT

STATEMENT

RECEIVED

NOV 14 2016

BY: 124

202 S21-09-5740

ENTERED

NOV 16 2016

P.O. Drawer 305 • Lewisville, TX 75067

(972) 219-1228 • Fax: (972) 221-9896

City of Celina

NE-RTWS

Monthly billing statement for participation in the Regional Treated Water System
of the Upper Trinity Regional Water District

Statement Date:

11/11/2016

Invoice No: W081611

VOLUME CHARGE

	Date	Reading	Total
Current Meter Reading	10/31/2016	140,935,000	
Prior Meter Reading	10/1/2016	85,160,000	
Total Flow for Period		55,775,000	
Multiplied by the			
Treatment Rate (per 1,000 gallons)		\$ 1.11	
Volume Charge Due			\$ 61,910.25

FIXED O&M CHARGE

Annual Demand Charge (per mgd)	\$ 411,500
Multiplied by the	
Subscribed Capacity (mgd)	2.50
Divided by the	
Number of Billing Periods in the Year	12
Demand Charge Due	\$ 85,729.17

Total Amount Due This Bill

\$ 147,639.42

Please Pay By:


12/1/2016

23701


23701



REGIONAL WATER DISTRICT



STATEMENT



P.O. Drawer 305 • Lewisville, TX 75067

(972) 219-1228 • Fax: (972) 221-9896

City of Celina

NERWRS-DB

Monthly billing statement for participation in the Doe Branch Plant of the Northeast
Regional Water Reclamation System

Statement Date: 11/11/2016

Invoice No: DB081611

VOLUME CHARGE

	Number of Houses
Flows for 10/2016 - by house count	1440
Total Flow for Period (Billable Gallons)	9,337,222
Treatment Rate (per 1,000 gallons)	\$ 4.30
Current Volume Charge	\$ 40,150.05
** (Flat Rate for temporary use of Riverbend Facilities)	
Volume Charge Due	\$ 40,150.05

INDIVIDUAL FACILITIES CAPITAL CHARGE

Annual Individual Facilities Charge	\$ 793,760
Multiplied by the	
Number of Billing Periods in the Year	12
Monthly Individual Facilities Capital Charge Due	\$ 66,146.67

Total Amount Due This Bill \$ 106,296.72

Please Pay By: 12/1/2016

23702

23702

CITY OF CELINA

030956

VEND:124 UPPER TRINITY REGIONAL WA

030956 10/14/2016

DATE	I.D.	PO #	DESCRIPTION	C/L DISTRIBUTION	AMOUNT
9/30/2016	DE081610		UPPER TRINITY REGIONAL WA	202-522-09-5740	35,310.44
			UPPER TRINITY REGIONAL WA	206-500-00-5442	44,352.25
9/30/2016	DE081610IF		UPPER TRINITY REGIONAL WA	202-522-09-5740	2,092.17
	UTRW SEWER				
9/30/2016	W081610		UPPER TRINITY REGIONAL WA	202-521-09-5740	136,664.57
	UTRW H2O				

CHECK TOTAL 218,419.43

23703


23703



STATEMENT

P.O. Drawer 305 • Lewisville, TX 75067

REGIONAL WATER DISTRICT



202-522-09-5740 - 35,310.44

(972) 219-1228 • Fax: (972) 221-9896

City of Celina

206-567-10-5442 - 44,332.25

NERWRS-DB

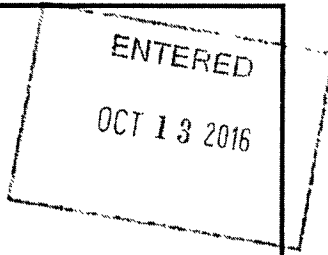
Monthly billing statement for participation in the Doe Branch Plant of the Northeast
Regional Water Reclamation System

Statement Date: 10/7/2016

Invoice No: DB081610

VOLUME CHARGE

Flows for 9/2016 - by house count	Number of Houses	
	1416	
Total Flow for Period (Billable Gallons)	8,591,348	
Treatment Rate (per 1,000 gallons)	\$ 4.11	
Current Volume Charge	\$ 35,310.44	
** (Flat Rate for temporary use of Riverbend Facilities)		
Volume Charge Due	\$	35,310.44



INDIVIDUAL FACILITIES CAPITAL CHARGE

Annual Individual Facilities Charge	\$ 520,635
Monthly Individual Facilities Capital Charge Due	\$ 43,386.25

INTERIM FINANCE CHARGE RIVERBEND SIDESTREAM IMPROVEMENTS

Monthly Interim Finance Charge	\$ 966.00
--------------------------------	-----------

Total Amount Due This Bill

\$ 79,662.69

Please Pay By:

10/27/2016

23704

23704





REGIONAL WATER DISTRICT

STATEMENT

P.O. Drawer 305 • Lewisville, TX 75067

(972) 219-1228 • Fax: (972) 221-9896



NERWRS-DBIF

City of Celina

202. 522 - 09. 5740

Celina's monthly payment of Interest costs on Interim Financing for Doe Branch

Statement Date: 10/7/2016

Invoice No: DB081610IF

Celina's Interest Cost (1.5%)

Annual Interest Cost for Phase 2 Interceptor

\$ 25,106

Monthly Interest Cost Due

\$ 2,092.17

Total Amount Due This Bill

\$ 2,092.17

Please Pay By:

10/27/2016

23705

23705




REGIONAL WATER DISTRICT

STATEMENT

P.O. Drawer 305 • Lewisville, TX 75067

(972) 219-1228 • Fax: (972) 221-9896

City of Celina



202-521-09-5740

NE-RTWS

Monthly billing statement for participation in the Regional Treated Water System
of the Upper Trinity Regional Water District

Statement Date: 10/7/2016

Invoice No: W081610

VOLUME CHARGE			
	Date	Reading	Total
Current Meter Reading	9/30/2016	85,160,000	
Prior Meter Reading	9/1/2016	35,850,000	
Total Flow for Period		49,310,000	
Multiplied by the			
Treatment Rate (per 1,000 gallons)		\$ 1.09	
Volume Charge Due			\$ 53,747.90

FIXED O&M CHARGE		ENTERED	
Annual Demand Charge (per mgd)		OCT 13 2016	\$ 398,000
Multiplied by the			
Subscribed Capacity (mgd)			2.50
Divided by the			
Number of Billing Periods in the Year			12
Demand Charge Due			\$ 82,916.67

Total Amount Due This Bill

\$ 136,664.57

Please Pay By:

10/27/2016

23706

23706

9.

UTRW

Water Rate

Increase

Forecast

UPPER TRINITY REGIONAL WATER DISTRICT
Regional Treated Water System
Five-Year Financial Forecast
September 7, 2017

	Estimates FY 2017	Adopted FY 2018	FY 2019	FY 2020	FY 2021	FY 2022
Estimated Blended Rate Impact	3.00%	3.00%	5.00%	5.00%	3.50%	3.50%
CIP Expenditures	\$ 16,142,050	\$ 40,154,515	\$ 49,747,355	\$ 101,535,775	\$ 116,085,000	\$ 52,105,345
Beginning Working Capital (W/C) Balance	\$ 9,971,180	\$ 8,189,845	\$ 8,908,640	\$ 9,455,845	\$ 10,135,870	\$ 11,693,350
Demand Revenues	\$ 29,876,270	\$ 31,438,445	\$ 34,040,080	\$ 36,540,055	\$ 38,747,255	\$ 40,709,345
Volume Revenues	11,433,360	11,858,490	12,644,405	13,890,910	15,050,180	16,168,190
Contract Payments, Loan Repayments, Interests & Other Revenues	1,145,235	1,170,550	989,070	1,027,135	1,088,660	622,620
Operating Revenue Subtotal	<u>\$ 42,454,865</u>	<u>\$ 44,467,485</u>	<u>\$ 47,673,555</u>	<u>\$ 51,458,100</u>	<u>\$ 54,886,095</u>	<u>\$ 57,500,155</u>
Interfund Transfers (from Operations)	28,915	723,155	950,000	200,000	200,000	200,000
Total Operating Revenues	<u>\$ 42,483,780</u>	<u>\$ 45,190,640</u>	<u>\$ 48,623,555</u>	<u>\$ 51,658,100</u>	<u>\$ 55,086,095</u>	<u>\$ 57,700,155</u>
Operating Expenses	\$ 18,886,611	\$ 21,689,150	\$ 21,822,395	\$ 23,249,945	\$ 24,680,165	\$ 26,260,290
Debt Service	18,750,295	21,426,040	24,710,475	25,108,545	26,854,495	27,201,530
Funds Available for Reserves & Programs (Rate Components)	1,632,255	1,115,130	1,308,465	1,628,060	1,752,430	1,969,495
Total Operating Expenses	<u>\$ 39,269,160</u>	<u>\$ 44,230,320</u>	<u>\$ 47,841,335</u>	<u>\$ 49,986,550</u>	<u>\$ 53,287,090</u>	<u>\$ 55,431,315</u>
Net Revenues from Operations	<u>\$ 3,214,620</u>	<u>\$ 960,320</u>	<u>\$ 782,220</u>	<u>\$ 1,671,550</u>	<u>\$ 1,799,005</u>	<u>\$ 2,268,840</u>
Other Cash Inflows (Non-Rate Components)	\$ 2,680,770	\$ 181,030	\$ 119,115	\$ 112,605	\$ 112,605	\$ 23,730
Other Cash Outflows (Non-Rate Components)	7,050,505	422,555	354,130	1,104,130	354,130	23,730
Net Cash Inflows / (Outflows) (Non-Rate Components)	<u>\$ (4,369,735)</u>	<u>\$ (241,525)</u>	<u>\$ (235,015)</u>	<u>\$ (991,525)</u>	<u>\$ (241,525)</u>	<u>\$ -</u>
Total Annual Cash Inflows (Outflows)	<u>(\$1,155,115)</u>	<u>\$ 718,795</u>	<u>\$547,205</u>	<u>\$ 680,025</u>	<u>\$ 1,557,480</u>	<u>\$2,268,840</u>
Ending Working Capital BEFORE Carryforwards	<u>\$ 8,816,065</u>	<u>\$ 8,908,640</u>	<u>\$ 9,455,845</u>	<u>\$ 10,135,870</u>	<u>\$ 11,693,350</u>	<u>\$ 13,962,190</u>
Transfer from Working Capital (for Expense Carryforwards)	\$ (626,220)	\$ -	\$ -	\$ -	\$ -	\$ -
Ending Working Capital AFTER Carryforwards	<u>\$ 8,189,845</u>	<u>\$ 8,908,640</u>	<u>\$ 9,455,845</u>	<u>\$ 10,135,870</u>	<u>\$ 11,693,350</u>	<u>\$ 13,962,190</u>
Total Projected Reserves (Including Working Capital Requirement)	<u>\$ 37,754,691</u>	<u>\$ 38,794,263</u>	<u>\$ 41,376,615</u>	<u>\$ 46,030,403</u>	<u>\$ 48,361,202</u>	<u>\$ 51,205,511</u>
ASSUMPTIONS:						
* Estimated Subscriptions (MGD)	73.103	73.920	75.870	77.720	80.200	81.720
* Estimated Annual Average Daily Volume (MGD)	27.63	28.69	29.61	30.37	31.15	32.00
* CIP Financing Sources						
Commercial Paper Issued	\$ 5,683,845	\$ 28,811,425	\$ 25,427,466	\$ 26,624,690	\$ 11,849,610	\$ 5,669,465
Commercial Paper (Reimbursed from SWIFT Subsidized Interest Funding)	-	-	(935,000)	-	-	-
Non-Bond Capital Reserve Funding	770,390	1,415,245	93,645	93,645	93,645	93,645
TWDB - SWIFT Deferred Interest Funding (LRH Project ONLY)	2,460,977	4,829,354	10,128,807	5,522,485	3,689,524	1,151,220
TWDB - SWIFT Subsidized Interest Funding (5PS Project ONLY)	-	-	11,210,000	18,000,000	12,500,000	-
TWDB - SWIFT Board Participation Funding (LRH Project ONLY)	7,149,023	4,468,876	3,706,082	51,178,600	87,835,866	45,074,660
Growth Program	15,710	16,355	16,355	16,355	16,355	16,355
Contribution Sources	62,105	513,260	-	-	-	-
Customer Pipeline Extension Reimbursements	-	100,000	100,000	100,000	100,000	100,000
* Projected Commercial Paper Conversion						
Commercial Paper Refunded	\$ 18,000,000	\$ -	\$ 25,760,000	\$ 24,400,000	\$ 19,500,000	\$ -

Upper Trinity Regional Water District
FY 2017 – 2018 Adopted Budget

UPPER TRINITY REGIONAL WATER DISTRICT
Regional Treated Water System
Five-Year Financial Forecast
September 7, 2017

ADDITIONAL ANNUAL ASSUMPTIONS:

- FY 2019** - Denton Treated Water Fixed Costs increase 3% over FY 2018 amount; Variable Rate increase of 3% over the FY 2018 rate.
 Personnel Services expenses increases 5% over the FY 2018 amount & additional \$150K for additional Harpool Plant operators.
 Dallas Raw Water rate increase of 5% from FY 2018 to \$1.0736; Denton Raw Water rate represents a 5% increase from the FY 2018 rate = \$0.9126
 Reuse Water % increased from 40% of Chapman Water of 10.50 mgd.
 Chapman Raw Water Transportation rate increases 3% over the FY 2018 rate. Also, contains \$100K for true-up.
 Reliant Electricity rate reflects a full year under new contract (20.83% decrease from FY 2017).
 Coserv Electricity rate increases 3% over the FY 2018 rate.
Chemical rate increase of 3% over the FY 2018 amounts.
 Administration Overhead Allocation Expenses increase 4% over the FY 2018 amount.
 Maintenance Expense Allocation increases 4% from the FY 2018 amount; Adding RTWS' share of one Maintenance position and vehicle of \$68,250.
 Transfer-In of \$750K from O&M Reserve to offset FY 2019 increase in debt service related to TWDB Subsidized Interest Bond Funding for 5PS.
 Conversion of \$25.760M of outstanding Commercial Paper to Long-Term Debt.
- FY 2020** - Denton Treated Water Fixed Costs increase 3% over FY 2019 amount; Variable Rate increase of 3% over the FY 2019 rate.
 Personnel Services expenses increases 5% over the FY 2019 amount & additional \$150K for additional Harpool Plant operators.
 Dallas Raw Water rate increase of 5% from FY 2019 to \$1.1273; Denton Raw Water rate represents a 5% increase from the FY 2019 rate = \$0.9582
 Reuse Water % increased from 40% of Chapman Water of 10.50 mgd
 Chapman Raw Water Transportation rate increases 3% over the FY 2019 rate. Also, contains \$103K for true-up.
 Reliant Electricity rate continues through April 2020 and is then increased 10% for May - Sept 2020.
 Coserv Electricity rate increases 3% over the FY 2019 rate.
Chemical rate increase of 3% over the FY 2019 amounts.
 Administration Overhead Allocation Expenses increase 4% over the FY 2019 amount
 Maintenance Expense Allocation increases 4% from the FY 2019 amount; Adding RTWS' share of one Maintenance position and vehicle of \$68,250.
 Transfer-Out of \$750K from Working Capital to O&M Reserve for prior year transfer-in.
 Conversion of \$24.40M of outstanding Commercial Paper to Long-Term Debt.
- FY 2021** - Denton Treated Water Fixed Costs increase 3% over FY 2020 amount; Variable Rate increase of 3% over the FY 2020 rate.
 Personnel Services expenses increases 5% over the FY 2020 amount.
 Dallas Raw Water rate increase of 5% from FY 2020 to \$1.1837; Denton Raw Water rate represents a 5% increase from the FY 2020 rate = \$1.0061
 Reuse Water % increased from 40% of Chapman Water of 10.50 mgd.
 Chapman Raw Water Transportation rate increases 3% over the FY 2020 rate. Also, contains \$106K for true-up.
 Reliant Electricity rate contains a full year of 10% increase from FY 2019 rate.
 Coserv Electricity rate increases 3% over the FY 2020 rate.
Chemical rate increase of 3.5% over the FY 2020 amounts.
 Administration Overhead Allocation Expenses increase 4% over the FY 2020 amount.
 Maintenance Expense Allocation increases 4% from the FY 2020 amount; Adding RTWS' share of one Maintenance position and vehicle of \$68,250.
 Conversion of \$19.50M of outstanding Commercial Paper to Long-Term Debt.
- FY 2022** - Denton Treated Water Fixed Costs increase 3% over FY 2021 amount; Variable Rate increase of 2% over the FY 2021 rate.
 Personnel Services expenses increases 5% over the FY 2021 amount & additional \$100K for additional Taylor Plant operators.
 Dallas Raw Water rate increase of 5% from FY 2021 to \$1.2429; Denton Raw Water rate represents a 5% increase from the FY 2021 rate = \$1.0564
 Reuse Water % increased from 40% of Chapman Water of 10.50 mgd.
 Chapman Raw Water Transportation rate increases 2% over the FY 2021 rate. Also, contains \$109K for true-up
 Reliant Electricity rate contains a 5% increase from the FY 2021 rate for last 5 months of fiscal year.
 Coserv Electricity rate increases 2% over the FY 2021 rate
Chemical rate increase of 3.5% over the FY 2021 amounts.
 Administration Overhead Allocation Expenses increase 4% over the FY 2021 amount.
 Maintenance Expense Allocation increases 4% from the FY 2020 amount; Adding RTWS' share of one Maintenance position and vehicle of \$68,250

10.

Growth

Projections

2015 Master plan

Base Population						
City	ETJ		Lot Absorption			
13,090	16,520					
Development						
Lilyana 1,276 Lots		200	150	150	230	400
Owensby Farms 372 Lots		127	97	97	51	
Creeks of Legacy 1,031 Lots		103	103	103	118	84
The Columns 265 Lots			100	100	65	
Glen Crossing 353 Lots		90	90	90	28	
Wilson Creek Meadows 344 Lots			40	40	40	40
Bluewood 900 Lots		145	150	134	100	100
The Lakes at Mustang Ranch 1,850 Lots		150	150	150	175	200
The Parks at Wilson Creek 1,850 Lots			45	150	200	200
Cambridge Crossing 1,600 Lots			80	150	200	200
Wellspring 296 Lots		20	40	40	40	40
Light Farms 3,200 Lots (ETJ)		175	150	150	200	350
Greenway 63			60	80	80	80
Chalk Hill 435 Lots			40	70	80	80
Buffalo Ridge 225 Lots		68	60	59	38	
Parkside 200 Lots		60				
		150	150	150	150	150
			150	150	150	150
Total Lots Development Agreements 21,087		1288	1545	1863	1975	2104
Future Lots				200	250	300
Total Lots Absorbed per Year to 2022		1288	1545	2063	2225	2404
Year		2018	2019	2020	2021	2022
Celina Population Per Year		16,451	20,543	25,868	31,440	37,099
Service Area Population Per Year		20,410	25,076	31,306	38,025	45,286

These both have agre
building off site infras

UTRWD
Mustang
Celina



Celina Water & Wastewater Master Plans - 2015 Brown & Gay Engineers

Water Connection Projections:

	Carter Ranch	Light Farms	Creeks of Legacy	Owensby Farm	Swisher Tract	Hillwood	Parks at Wilson Creek	Wellspring Estates	Lakes at Mustang Ranch	Other	Connections Added
2017	863	850	192	50	10	200	0	262	150	368	
2018	863	1,090	320	100	20	400	0	262	300	480	891
2019	863	1,330	448	200	80	650	25	262	550	572	1146
2020	863	1,480	570	397	80	750	50	262	700	570	743
2025	863	2,980	965	397	80	1,010	1,216	262	700	1,375	4131
2030	863	3,185	1,031	397	80	1,010	1,993	262	1,661	1,661	2300

Wastewater Connection Projections:

	Carter Ranch	Light Farms	Creeks of Legacy	Owensby Farm	Swisher Tract	Hillwood	Parks at Wilson Creek	Wellspring Estates	Lakes at Mustang Ranch	Sutton Fields	Other	Connections Added
2017	863	850	192	50	10	200	0	262	150	192	368	
2018	863	1,090	320	100	20	400	0	262	300	334	480	1032
2019	863	1,330	448	200	80	650	25	262	550	492	572	1303
2020	863	1,480	570	397	80	750	50	262	700	684	570	934
2025	863	2,980	965	397	80	1,010	1,216	262	700	1,536	1,375	4978
2030	863	3,185	1,031	397	80	1,010	1,993	262	1,661	1,795	1,661	2554

There are numerous approaches to determining a peaking factor for wastewater flows. Per the request of the City of Celina, the Dallas Water Utilities (DWU) method was used for the 2015 WWMP. This method applies a peaking factor based on pipe size that varies from 3.0 to 4.0. The peaking factor is applied to the average daily flows, therefore infiltration and inflow is considered in the peaking factor. Table 2-4 below is from the DWU Design Manual.

Table 2-4 DWU Wastewater Peaking Factors

Pipe Size	Peaking Factor	Depth of Flow
Less than 18"	4.0	Full
18" thru 30"	3.5	Full
Larger Than 30"	3.0	Full

2.7 Projected Flows

2.7.1 Phase 1 – Flow Projections

Phase 1 Development consists of the estimated 15-year growth projections associated with the known platted and pending plat developments in the City. These Phase 1 Developments along with existing City flows were used to determine the recommended near term capital improvements. Future developments include Light Farms, Ownsby Farm, Swisher Tract, Carter Ranch, Hillwood, the Lakes at Mustang Ranch, Sutton Fields, Wellspring Estates, Creeks of Legacy, and the Parks at Wilson Creek.

Phasing site plans for the developments were not available when analyzing the system, only projected connections, therefore, an assumed phasing was used. For instance, when analyzing the capacity exceedance of the DBL, the number of connections at proposed tie-in locations was forecasted for years 2015 through 2020, then 2025 and 2030. This was done by using the projected connections listed in Table 2-5.

Table 2-5 Total Projected Connections for Future Celina Developments

Year	Carter Ranch	Light Farms	Creeks of Legacy	Ownsby Farm	Swisher Tract	Hillwood	Parks at Wilson Creek	Well-spring Estates	Lakes at Mustang Ranch	Sutton Fields	Other
2015	700	370	20	0	0	0	0	131	25	0	0
2016	863	610	64	25	0	50	0	131	25	64	136
2017	863	850	192	50	10	200	0	262	150	192	368
2018	863	1,090	320	100	20	400	0	262	300	334	480
2019	863	1,330	448	200	80	650	25	262	550	492	572
2020	863	1,480	570	397	80	750	50	262	700	684	570
2025	863	2,980	965	397	80	1,010	1,216	262	700	1,536	1,375
2030	863	3,185	1,031	397	80	1,010	1,993	262	1,661	1,795	1,661

3.3.2 Future Demand Projections

3.3.2.1 Phase 1 Demand Projections

Phase 1 Development consists of the estimated 15-year growth projections associated with the known platted and pending plat developments in the City. These Phase 1 Developments along with existing City demands were used in the model to develop the recommended near term capital improvements. Future developments include Light Farms, Ownsby Farm, Swisher Tract, Carter Ranch, Hillwood, the Lakes at Mustang Ranch, Wellspring Estates, Creeks of Legacy, and the Parks at Wilson Creek.

Phasing site plans for the developments were not available when building the model, only projected connections. Therefore, using the ultimate proposed site layouts, an assumed phasing was used. This was done by activating the appropriate number of demand nodes starting near major thoroughfares and moving out. The demand scheduling was based on the projected connections listed in Table 3-1.

Table 3-1 Total Projected Connections for Future Celina Developments

Year	Carter Ranch	Light Farms	Creeks of Legacy	Ownsby Farm	Swisher Tract	Hillwood	Parks at Wilson Creek	Well-spring Estates	Lakes at Mustang Ranch	Other
2015	700	370	20	0	0	0	0	131	25	0
2016	863	610	64	25	0	50	0	131	25	136
2017	863	850	192	50	10	200	0	262	150	368
2018	863	1,090	320	100	20	400	0	262	300	480
2019	863	1,330	448	200	80	650	25	262	550	572
2020	863	1,480	570	397	80	750	50	262	700	570
2025	863	2,980	965	397	80	1,010	1,216	262	700	1,375
2030	863	3,185	1,031	397	80	1,010	1,993	262	1,661	1,661

3.3.2.2 Phase 2 Demand Projections

Phase 2 water demands for the ultimate build out of the system was calculated based on the future land use presented in the 2013 Comprehensive Plan. Using ArcGIS, the spatial distribution of the land use types was reclassified into smaller demand zones. The areas for each demand type were totaled by zone.

It was assumed that there would be 8 connections per acre for commercial properties and 6.2 connections per acre for residential areas. The total number of connections within each demand zone were imported into the Phase 2 WaterGEMS model. Lastly, a future development