



Control Number: 49225



Item Number: 41

Addendum StartPage: 0

DOCKET NO. 49225

PETITION BY OUTSIDE CITY
RATEPAYERS APPEALING THE
WATER RATES ESTABLISHED BY
THE CITY OF CELINA

§
§
§
§

PUBLIC UTILITY COMMISSION
OF TEXAS

RECEIVED
2019 DEC -6 PM 4:30
PUBLIC UTILITY COMMISSION
FILED CLERK

**CITY OF CELINA'S SUPPLEMENTAL RESPONSE TO
COMMISSION STAFF'S REQUEST FOR INFORMATION 3-2**

Now comes CITY OF CELINA ("CELINA") and serves its Supplemental Response to the Commission Staff's Third Request for Information 3-2.

This supplemental response is timely filed pursuant to 16 Tex. Admin. Code § 22.144 (i). CELINA stipulates that responses to requests for information can be treated by all parties as if the answers were filed under oath. CELINA reserves the right to amend its response.

Respectfully submitted,

DAVIDSON TROILO REAM & GARZA, P.C.
919 Congress Avenue, Suite 810
Austin, Texas 78701
Telephone: (512) 469-6006
Facsimile: (512) 473-2159

By: _____

Scott Smyth
State Bar No. 18779450
ssmyth@dtgrglaw.com
Patrick W. Lindner
State Bar No. 12367850
plindner@dtgrglaw.com

ATTORNEYS FOR CITY OF CELINA

41


CERTIFICATE OF SERVICE

I hereby certify that a copy of the foregoing document has been served on all parties of record on this 6th day of December, 2019, in accordance with 16 Tex. Admin. Code § 22.74.

Randall B. Wilburn
Helen S. Gilbert
Gilbert Wilburn, PLLC
7000 N. MoPac Expressway, Suite 200
Austin, TX 78731
rbw@gwtxlaw.com
hgilbert@gwtxlaw.com

Rashmin J. Asher
Staff Attorney
Public Utility Commission of Texas
1701 N. Congress Ave.
Austin, TX 78711
Rashmin.asher@puc.texas.gov

Scott Smyth

A handwritten signature in black ink, appearing to read 'Smyth', is written over a horizontal line.

DOCKET NO. 49225

PETITION BY OUTSIDE CITY	§	
RATEPAYERS APPEALING THE	§	PUBLIC UTILITY COMMISSION
WATER RATES ESTABLISHED BY	§	
THE CITY OF CELINA	§	OF TEXAS

**CITY OF CELINA'S SUPPLEMENTAL RESPONSE TO
COMMISSION STAFF'S THIRD REQUEST FOR INFORMATION NO. 3-2**

REQUEST FOR INFORMATION STAFF 3-2:

Staff 3-2. Please provide any and all rate studies showing the calculations for costs allocated between the inside city and outside city customers receiving water and/or sewer service that the City has in its possession or that was prepared by or prepared at the direction of the City. [Question wording as modified by agreement.]

RESPONSE: See attached supplemental information. The electronic copy of this information is proprietary and highly sensitive confidential and is filed under seal in supplemental responses to Staff 4-1, 4-2, 4-3, 5-1, 5-2, and 5-3.

Sponsor: Jason Laumer, City Manager



City of Celina

Ten Year Rate Analysis and Pro Forma

Fiscal Years 2018 - 2026

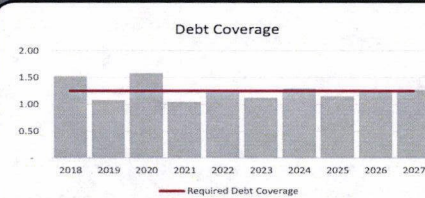
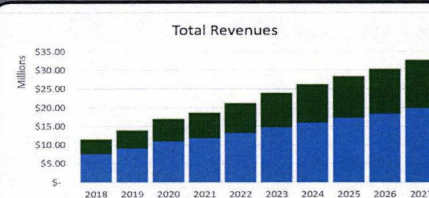
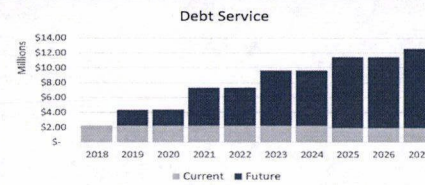
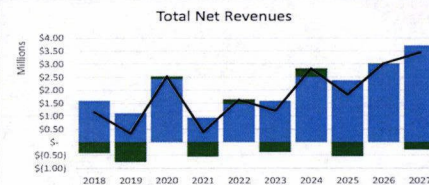


Utility System

Dashboard

Customer Class

Years



Water Sewer

Combined Projections

Future Debt Term

Water Future Bond Issues		
	Alternative	Proposed
2018		\$ 18,000,000
2019		\$ -
2020		\$ 30,000,000
2021		\$ -
2022		\$ 13,000,000
2023		\$ -
2024		\$ 6,000,000
2025		\$ -
2026		\$ 2,000,000
2027		\$ -

Sewer Future Bond Issues		
	Alternative	Proposed
2018		\$ 14,000,000
2019		\$ -
2020		\$ 15,000,000
2021		\$ -
2022		\$ 22,000,000
2023		\$ -
2024		\$ 26,000,000
2025		\$ -
2026		\$ 15,000,000
2027		\$ -

Water Rate Adjustments

	2018	2019	2020	2021	2022	2023	2024	2025	2026	2027
Meter Charge	0.00%	3.00%	3.00%	3.00%	3.00%	3.00%	2.00%	2.00%	2.00%	2.00%
Volume Charge	0.00%	3.00%	3.00%	3.00%	3.00%	3.00%	2.00%	2.00%	2.00%	2.00%

Sewer Rate Adjustments

	2018	2019	2020	2021	2022	2023	2024	2025	2026	2027
Base Charge	0.00%	9.00%	9.00%	9.00%	9.00%	9.00%	3.00%	3.00%	3.00%	3.00%
Volume Charge Residential	0.00%	9.00%	9.00%	9.00%	9.00%	9.00%	3.00%	3.00%	3.00%	3.00%
Volume Charge Non-Residential	0.00%	9.00%	9.00%	9.00%	9.00%	9.00%	3.00%	3.00%	3.00%	3.00%

CITY OF CELINA WATER/WASTEWATER COST OF SERVICE MODEL					
	Prior	Current	Effective Jan-19	Effective Jan-20	Effective Jan-21

City Rate Plan -- Three Year Summary

Scen: 2019 11 06 Scenario 2 -- WW Inverted Block

1 Water Monthly Rates and Charges

CITY Water Rate and Charges

WI1 Residential Inside

Monthly Minimum Charge

3/4"	\$	22.25	\$	23.15	\$	23.84	\$	24.56	\$	25.30
1"		38.93		38.93		40.10		41.30		42.54
1 1/2"		77.87		77.87		80.21		82.61		85.09
2"		124.59		124.59		128.33		132.18		136.14

Volume Rate/1,000 Gal

2,001	10,000	4.96	5.06	5.21	5.37	5.53
10,001	20,000	7.44	7.66	7.89	8.13	8.37
20,001	30,000	8.68	9.02	9.29	9.57	9.86
30,001	Above	12.40	13.02	13.41	13.81	14.23

WO1 Residential Outside

Monthly Minimum Charge

3/4"		33.38	34.72	35.77	36.84	37.95
1"		58.40	58.40	60.15	61.95	63.81
1 1/2"		116.81	116.81	120.31	123.92	127.64
2"		186.89	186.89	192.50	198.27	204.21

Volume Rate/1,000 Gal

2,001	10,000	7.44	7.59	7.82	8.05	8.29
10,001	20,000	11.16	11.49	11.84	12.19	12.56
20,001	30,000	13.02	13.53	13.94	14.35	14.78
30,001	Above	18.60	19.53	20.12	20.72	21.34