



Control Number: 47912



Item Number: 29

Addendum StartPage: 0

SOAH DOCKET NO. 473-18-2475.WS

DOCKET NO. 47912

2018 JUN 18 PM 2:40

RATEPAYERS' APPEAL OF THE § BEFORE THE STATE OFFICE
DECISION BY SOUTH CENTRAL §
CALHOUN COUNTY WATER § OF
CONTROL AND IMPROVEMENT §
DISTRICT NO. 1 TO CHANGE RATES § ADMINISTRATIVE HEARINGS

DIRECT TESTIMONY OF DEBBIE McCLANAHAN

on behalf of

SOUTH CENTRAL CALHOUN COUNTY WATER CONTROL AND IMPROVEMENT
DISTRICT NO. 1

SUBMITTED ON June 18, 2018

DIRECT TESTIMONY OF DEBBIE McCLANAHAN

LIST OF EXHIBITS

EXHIBIT	DESCRIPTION
DISTRICT EXHIBIT 6	Direct Testimony of Debbie McClanahan
DISTRICT EXHIBIT 7	Professional Qualifications of Balanced Books
DISTRICT EXHIBIT 8	August 2017 Profit and Loss Statement
DISTRICT EXHIBIT 9	September 2017 Profit and Loss Statement
DISTRICT EXHIBIT 10	Rate Survey Research

**SOAH DOCKET NO. 473-18-2475.WS
DOCKET NO. 47912**

**RATEPAYERS' APPEAL OF THE § BEFORE THE STATE OFFICE
DECISION BY SOUTH CENTRAL §
CALHOUN COUNTY WATER § OF
CONTROL AND IMPROVEMENT §
DISTRICT NO. 1 TO CHANGE RATES § ADMINISTRATIVE HEARINGS**

DIRECT TESTIMONY OF DEBBIE McCLANAHAN

1 **Q. Please state your name and business address.**

2 A. My name is Debbie McClanahan. My business address is 466 Chaparral Rd, Victoria,
3 Texas, 77905.

4 **Q. On whose behalf are you testifying in this proceeding?**

5 A. I am filing testimony on behalf of the South Central Calhoun County Water Control and
6 Improvement District No. 1 ("District").

7 **Q. Who are you employed by?**

8 A. Balanced Books.

9 **Q. What is your title at Balanced Books?**

10 A. Owner, Certified QuickBooks ProAdvisor and Principal Bookkeeper.

11 **Q. What are your job responsibilities as Principal Bookkeeper?**

12 A. I provide expert assistance to various non-profits and businesses in the areas of
13 bookkeeping, billing, payroll and various other services to keep their businesses
14 profitable and run more efficiently.

15 **Q. How many years of experience do you have in the bookkeeping business?**

16 A. I have over 40 years' experience in bookkeeping and consulting small businesses to
17 become more profitable and run more efficiently.

1 **Q. What is your education level?**

2 A. I have about 2 years of local college.

3 **Q. What certifications do you hold?**

4 A. I am a Certified Bookkeeper and QuickBooks ProAdvisor.

5 **Q. Do you have a current list of professional qualifications?**

6 A. Yes. DISTRICT EXH. 7 is an accurate copy of the current qualifications of my firm
7 Balanced Books.

8 **[DISTRICT OFFERS DISTRICT EXH. 7]**

9 **Q. When were you first retained by the District?**

10 A. I was retained in May of 2017.

11 **Q. Please explain the methodology you employed to review the District's rates?**

12 A. The financial statements were prepared using GAAP (Generally Accepted Accounting
13 Principles).

14 **Q. When did you first review the District's rates?**

15 A. In May of 2017, the District asked me to review the District's financials in the course of
16 my work as the bookkeeper. I included the August 2017 and September 2017 Profit and
17 Loss Statements from my review with my testimony as DISTRICT EXHs. 8 and 9.

18 **[DISTRICT OFFERS DISTRICT EXHs. 8 and 9]**

19 **Q. Can you describe the scope of your review of the District's financials and the sewer
20 rates at issue in this proceeding?**

21 A. Yes. After reviewing the District's financials, I reviewed the District's budget, revenue,
22 and expenses which included operation and maintenance expenses. I recommended to
23 the board at their May meeting that the District needed to raise the income or lower

1 expenses. Their revenue was not enough to cover their operation expenses or future
2 repairs and maintenance.

3 **Q. In your opinion as the District's Bookkeeper, are the District's current rates**
4 **adequate to produce revenues on an ongoing basis sufficient to maintain the**
5 **financial integrity of the District?**

6 A. The District's current rates are, at best, minimally adequate to cover the reasonable and
7 necessary expenses of operating of the system.

8 **Q. In your opinion, are the current rates at issue in this proceeding reasonable and are**
9 **the expenses those rates are based on necessary?**

10 A. The rates adopted by the District are below the rates charged by several cities surveyed
11 by the Texas Municipal League (TML) in 2017 and are reasonable. In my experience,
12 the District's expenses appear to be necessary to run the system. I provided the TML
13 survey of rates, attached to my testimony as DISTRICT EXH. 10.

14 **[DISTRICT OFFERS DISTRICT EXH. 10]**

15 **Q. On what do you base your opinion of the reasonableness of the District's adopted**
16 **rates?**

17 A. I have analyzed the revenue requirements of the sewer system and my analysis shows that
18 the revenue needed to maintain the systems was minimally met in 2017 with the adopted
19 rates. Based on my review of the 2017 financials, a rate increase to cover necessary
20 expenses was required for the District to continue operation.

21 **Q. How much do you anticipate billing the District for your work on the rate appeal?**

22 A. I plan to bill the District \$450.00 for preparation of this testimony and I may bill more
23 before this case is final.

1 **Q. Are your charges reasonable for the analysis and consultation that you have**
2 **provided to the District?**

3 **A. Yes. These amounts are below my normal rate that I customarily charge. This**
4 **consultation is necessary for the defense of the District's rates in this appeal.**

5 **Q. Are DISTRICT EXS. 6 - 10 an accurate representation of what they purport to be?**

6 **A. Yes.**

7 **Q. Does this conclude your pre-filed direct testimony?**


8 **A. Yes, but I reserve the right to amend this testimony as needed prior to the hearing.**

AFFIDAVIT


STATE OF TEXAS


COUNTY OF CALHOUN

I am the witness identified in the preceding testimony. I have read the testimony and the accompanying attachments and am familiar with their contents. Based upon my personal knowledge, the facts stated in the testimony are true and correct. In addition, in my judgment and based upon my professional experience, the opinions and conclusions stated in the testimony are true, valid and accurate.


Debbie McClanahan

SUBSCRIBED TO AND SWORN before me on this 18 th day of JUNE 2018.


Notary Public in and for
The State of Texas




CERTIFICATE OF SERVICE

I certify that a copy of this document was served on the following parties of record on
June 18, 2018 via Email.

Windell Durant
555 La Lucia St.
Port Lavaca, Texas 77979
(817) 559-4802 Phone
wldurant76@gmail.com
DESIGNATED RATEPAYERS REPRESENTATIVE

Oshea Spencer
1701 N. Congress Avenue
P.O. Box 13326
Austin, Texas 78711-3336
(512) 936-7289 Phone
(512) 936-7268 Fax
Oshea.Spencer@puc.texas.gov
PUBLIC UTILITY COMMISSION OF TEXAS
LEGAL DIVISION

VIA HAND DELIVERY TO
Judge Casey Bell
Judge Steve Arnold , Mediator
Judge Howard Seitzman, Mediator
William P. Clements Building
Room 504, 5th Floor
300 West 15th Str,
Austin, Texas



Natasha J. Martin

DID YOU KNOW

Studies have shown a correlation between poor record keeping and business failures.

Debits and Credits are more than just types of plastic cards in your wallet.

As a QuickBooks ProAdvisor, we're provided with the software, support, information and resources necessary to give the outstanding service and support to our QuickBooks and Small Business Clients.

Let us help you manage your business more efficiently and increase your productivity and profits.

Call or email now to learn more and get a FREE one hour consultation.

361-576-9470

debbie@balanced-books.net



Debbie McClanahan



Michael McClanahan



Rebecca Norsworthy

Balanced Books

466 Chaparral Rd.
Victoria, TX 77905

361-576-9470

<http://www.balanced-books.net>



Balanced Books

Balanced Books

Are Your Books In Balance?

361-576-9470 office

361-210-8165 fax

debbie@balanced-books.net

<http://www.balanced-books.net>

Exhibit 7

About Us

Balanced Books is owned and operated by Debbie McClanahan. She is a Bookkeeper and a Certified QuickBooks ProAdvisor® and has a team of Certified QuickBooks ProAdvisors working for her.

Debbie has worked in the bookkeeping business for 40+ years.

She is a member of American Institute of Professional Bookkeepers, National Association of Certified Professional Bookkeepers, QuickBooks ProAdvisors, National Advisors Network, American Business Women's Association, and Victoria Professional Express Network.

We are also experienced in computer repair, support, and seminars.

Debbie teaches a hands-on QuickBooks Class on and off site.

Our friendly service makes the process less stressful and easier to understand, and our experience and knowledge ensure that we are always up to date on the latest changes. Our fees are reasonable, especially compared to the amount we can help you save in the long term. And our working hours are flexible for your convenience.

We care for our clients and pride ourselves in taking care of your business as if it was our own.

A Full Range of Services for Small Business

At Balanced Books we offer a full range of bookkeeping services for any type of small business. Ongoing services include:

- Bookkeeping
- Payroll & Compliance Deposits and Reporting Services
- Banking Reconciliations
- Financial Statement Preparation
- QuickBooks Set Up
- QuickBooks Training & Classes
- QuickBooks Tune Ups & Maintenance
- Phone Support
- Monthly Bookkeeping Service
- Sales Tax Compliance Deposits and Reporting

You can combine any of these services into a package specially tailored to your budget and business objectives. No matter what your needs, we promise to deliver dependable support, unmatched service, and competitive rates.




Certified QuickBooks ProAdvisor



Member of American Institute Of Professional Bookkeepers



Member of National Association of Certified Public Bookkeepers



Member of American Business Women's Association and VPEN (Victoria's Local Business Women's Network)

6:12 PM
06/16/18
Accrual Basis

South Central Calhoun County W.C.I.D #1
Profit & Loss Budget Performance
August 2017

	<u>Aug 17</u>	<u>Budget</u>	<u>YTD Budget</u>	<u>Annual Budget</u>
Ordinary Income/Expense				
Income				
Additional Connections	658.00			
Commercial Taps	43.00			
Fee Income	118.00			
Residential Taps				
Prepayment Discount	-308.00			
Residential Taps	12,896.00			
Residential Taps - Other	0.00	6,482.00	51,856.00	77,784.00
Total Residential Taps	12,588.00	6,482.00	51,856.00	77,784.00
Total Income	13,407.00	6,482.00	51,856.00	77,784.00
Cost of Goods Sold				
Subcontractor Expense	2,100.00			
Total COGS	2,100.00			
Gross Profit	11,307.00	6,482.00	51,856.00	77,784.00
Expense				
Automobile Expense				
Fuel	0.00			
Total Automobile Expense	0.00			
Bank Service Charges	0.00			
Bonds	0.00	20.80	166.40	250.00
Charitable Contributions	0.00			
Computer and Internet Expenses	5.00			
Contract Labor	425.00			
Director Fees	0.00	583.00	4,664.00	7,000.00
Election Fees	0.00	8.30	66.40	100.00
Insurance Expense				
Liability	0.00			
Insurance Expense - Other	0.00	216.00	1,728.00	2,600.00
Total Insurance Expense	0.00	216.00	1,728.00	2,600.00
Mileage	260.00	282.00	2,252.00	3,380.00
Office Supplies	42.13	50.00	400.00	600.00
Payroll Expenses				
Bonuses	0.00	167.00	1,332.00	2,000.00
Payroll Taxes	245.49	500.00	4,000.00	6,000.00
Salary and Wages	3,208.99	2,500.00	20,000.00	30,000.00
Payroll Expenses - Other	0.00			
Total Payroll Expenses	3,454.48	3,167.00	25,332.00	38,000.00
Permits	0.00	116.00	928.00	1,400.00
Plant Maintenance				
Engineering/Consulting Fees	0.00	83.00	664.00	1,000.00
Lawn maintenance	6.00			
Location Services (811)	0.00	6.75	53.00	80.00
Repairs and Maintenance	3,973.17	1,335.00	10,680.00	16,000.00
Sewer Line Maintenance	0.00	417.00	3,332.00	5,000.00
Total Plant Maintenance	3,979.17	1,841.75	14,729.00	22,080.00
Plant Supplies				
Chemicals	30.00	125.00	1,000.00	1,500.00
Safety	0.00	8.25	66.00	100.00
Supplies & Materials	70.51	65.00	520.00	800.00
Total Plant Supplies	100.51	198.25	1,586.00	2,400.00
Postage and Delivery	58.80	33.00	264.00	400.00

Exhibit 8

6:12 PM
06/16/18
Accrual Basis

South Central Calhoun County W.C.I.D #1
Profit & Loss Budget Performance
August 2017

	<u>Aug 17</u>	<u>Budget</u>	<u>YTD Budget</u>	<u>Annual Budget</u>
Professional Fees	600.00	583.00	4,664.00	7,000.00
Rent Expense	182.00	182.00	1,456.00	2,184.00
TCEQ Fee	4,287.44			
Telephone Expense	41.10	41.75	333.00	500.00
Training/Continuing Education	0.00	25.00	200.00	300.00
Utilities	535.63	625.00	5,000.00	7,500.00
Water Testing	342.00	341.50	2,732.00	4,100.00
Total Expense	<u>14,313.26</u>	<u>8,314.35</u>	<u>66,500.80</u>	<u>99,794.00</u>
Net Ordinary Income	-3,006.26	-1,832.35	-14,644.80	-22,010.00
Other Income/Expense				
Other Income				
Interest Income	7.87			
Total Other Income	<u>7.87</u>			
Other Expense				
Ask My Accountant	0.00	12.50	100.00	150.00
Total Other Expense	<u>0.00</u>	<u>12.50</u>	<u>100.00</u>	<u>150.00</u>
Net Other Income	7.87	-12.50	-100.00	-150.00
Net Income	<u>-2,998.39</u>	<u>-1,844.85</u>	<u>-14,744.80</u>	<u>-22,160.00</u>

6:16 PM
06/16/18
Accrual Basis

South Central Calhoun County W.C.I.D #1
Profit & Loss Budget Performance
September 2017

	<u>Sep 17</u>	<u>Budget</u>	<u>YTD Budget</u>	<u>Annual Budget</u>
Ordinary Income/Expense				
Income				
Additional Connections	658.00			
Commercial Taps	43.00			
Fee Income	102.00			
Residential Taps				
Prepayment Discount	-112.00			
Residential Taps	7,924.00			
Residential Taps - Other	0.00	6,482.00	58,338.00	77,784.00
Total Residential Taps	7,812.00	6,482.00	58,338.00	77,784.00
Total Income	8,615.00	6,482.00	58,338.00	77,784.00
Cost of Goods Sold				
Subcontractor Expense	0.00			
Total COGS	0.00			
Gross Profit	8,615.00	6,482.00	58,338.00	77,784.00
Expense				
Automobile Expense				
Fuel	0.00			
Total Automobile Expense	0.00			
Bad Debt	517.48			
Bank Service Charges	0.00			
Bonds	0.00	20.80	187.20	250.00
Charitable Contributions	0.00			
Computer and Internet Expenses	9.83			
Contract Labor	0.00			
Director Fees	0.00	583.00	5,247.00	7,000.00
Election Fees	0.00	8.30	74.70	100.00
Insurance Expense				
Liability	0.00			
Insurance Expense - Other	0.00	218.00	1,946.00	2,600.00
Total Insurance Expense	0.00	218.00	1,946.00	2,600.00
Mileage	585.00	282.00	2,534.00	3,380.00
Office Supplies	0.00	50.00	450.00	600.00
Payroll Expenses				
Bonuses	0.00	167.00	1,499.00	2,000.00
Payroll Taxes	363.12	500.00	4,500.00	6,000.00
Salary and Wages	4,746.62	2,500.00	22,500.00	30,000.00
Payroll Expenses - Other	0.00			
Total Payroll Expenses	5,109.74	3,167.00	28,499.00	38,000.00
Permits	0.00	116.00	1,044.00	1,400.00
Plant Maintenance				
Engineering/Consulting Fees	0.00	84.00	748.00	1,000.00
Lawn maintenance	0.00			
Location Services (811)	19.95	6.75	59.75	80.00
Repairs and Maintenance	0.00	1,330.00	12,010.00	16,000.00
Sewer Line Maintenance	0.00	417.00	3,749.00	5,000.00
Total Plant Maintenance	19.95	1,837.75	16,566.75	22,080.00
Plant Supplies				
Chemicals	286.70	125.00	1,125.00	1,500.00
Safety	0.00	8.50	74.50	100.00
Supplies & Materials	0.00	70.00	590.00	800.00
Total Plant Supplies	286.70	203.50	1,789.50	2,400.00

Exhibit 9

6:16 PM
06/16/18
Accrual Basis

South Central Calhoun County W.C.I.D #1
Profit & Loss Budget Performance
September 2017

	Sep 17	Budget	YTD Budget	Annual Budget
Postage and Delivery	58.80	34.00	298.00	400.00
Professional Fees	600.00	583.00	5,247.00	7,000.00
Rent Expense	364.00	182.00	1,638.00	2,184.00
TCEQ Fee	-16.80			
Telephone Expense	41.71	41.75	374.75	500.00
Training/Continuing Education	0.00	25.00	225.00	300.00
Utilities	512.98	625.00	5,625.00	7,500.00
Water Testing	0.00	342.00	3,074.00	4,100.00
Total Expense	8,089.39	8,319.10	74,819.90	99,794.00
Net Ordinary Income	525.61	-1,837.10	-16,481.90	-22,010.00
Other Income/Expense				
Other Income				
Interest Income	7.44			
Total Other Income	7.44			
Other Expense				
Ask My Accountant	0.00	12.50	112.50	150.00
Total Other Expense	0.00	12.50	112.50	150.00
Net Other Income	7.44	-12.50	-112.50	-150.00
Net Income	533.05	-1,849.60	-16,594.40	-22,160.00

**Water Fees By Population Category
Summary
2017**

Population Group	No. of Cities Reporting	Residential Water				Commercial Water	
		Average Fee For		Avg. Total Customers	Average Usage	Average Fee For	
		5,000 Gal.	10,000 Gal.			50,000 Gal.	200,000 Gal.
2,000 OR LESS	280	42.18	66.16	437	5,334	330.02	1,284.34
2,001 - 5,000	135	36.60	55.90	1,338	6,000	278.75	1,091.80
5,001 - 10,000	80	33.63	53.08	2,684	6,401	300.86	1,032.10
10,001 - 15,000	38	33.32	54.64	4,573	5,969	286.44	1,065.12
15,001 - 20,000	34	30.49	47.77	5,743	6,688	250.95	890.39
20,001 - 25,000	13	38.34	58.00	7,408	7,798	286.11	1,043.10
25,001 - 30,000	12	34.39	56.71	8,746	8,036	298.68	1,253.33
30,001 - 50,000	29	32.71	53.65	13,223	7,158	294.54	1,041.30
50,001 - 75,000	15	30.21	49.55	23,178	7,386	303.09	1,003.34
75,001 - 100,000	9	22.81	39.22	26,939	8,586	187.66	634.78
100,001 - 200,000	20	28.75	48.23	40,543	7,481	245.65	872.38
200,001 - 350,000	6	29.65	53.40	72,356	8,992	305.82	959.36
350,001 - 500,000	1	21.41	35.36	102,193	7,000	215.60	689.60
MORE THAN 500,000	5	26.97	54.47	345,810	6,616	283.09	941.39
Total / Averages	687	37.13	56.55	7,583	6,091	299.47	1,122.85

Population Group	Residential Water					Commercial Water	
	City Population	Fee For		Total Customers	Average Usage	Fee For	
		5,000 Gal.	10,000 Gal.			50,000 Gal.	200,000 Gal.
Driscoll	825	28.40	40.90	278	3,000	132.07	517.08
Celeste	817	33.00	55.50	349	2,000	535.00	1,028.00
Dawson	807	68.50	106.00	428	3,000	448.00	1,646.00
New Deal	794	52.12	88.32	304	5,595	377.92	1,463.92
Amherst	791	40.00	62.00	311	7,000	170.50	543.00
Mertzon	781	37.25	48.00	340	5,291	465.00	1,617.00
Point Comfort	781	33.00	65.50	261	3,850	327.50	1,310.00
Silverton	779	39.00	54.00	348	3,000	264.00	1,194.00
McLean	778	20.50	31.75	427	3,000	65.25	459.25
Normangee	778	32.50	50.00	350	2,962	190.00	715.00
Cumby	777	33.99	56.40	400	5,700	375.40	1,275.40
Lott	775	59.40	96.90	402	3,000	396.90	1,446.90
Wells	769	36.50	54.00	380	2,948	236.50	457.00
Hillcrest Village	758	24.75	46.00	270	6,000	0.00	0.00
Indian Lake	750	61.05	123.55	304	3,462	0.00	0.00
Rankin	744	12.40	16.10	448	4,400	178.50	903.50
Hilshire Village	742	38.75	67.50	336	11,000	297.50	1,160.00
Crawford	733	45.25	45.25	350	5,500	105.75	0.00
Como	722	60.47	75.47	300	1,509	0.00	377.35
Westover Hills	703	49.75	73.50	309	51,000	0.00	0.00
Ector	695	33.00	45.50	339	4,358	33.00	45.50
Tolar	681	45.00	76.00	388	4,200	0.00	0.00
Roby	659	65.10	133.40	432	0	521.50	2,342.50
Lovelady	649	29.50	49.50	382	4,556	209.50	909.50
Frost	648	67.04	131.59	243	3,745	927.98	3,941.48
Sunset Valley	648	25.69	42.24	259	7,822	568.82	1,513.82
Beasley	641	19.25	30.50	258	5,454	132.50	507.50
Rule	636	42.85	73.70	303	3,055	320.50	1,246.00
Colmeeneil	635	35.50	48.00	502	3,991	123.00	591.00
Ingleaside On the Bay	615	81.28	107.80	375	3,974	0.00	0.00
Ladonia	612	44.50	79.50	303	3,000	857.50	1,909.50
Murchison	606	34.75	51.00	348	4,980	193.00	718.00
Bardwell	603	52.00	82.00	207	3,000	342.00	1,484.00
Groom	590	21.20	33.20	382	3,000	132.20	492.20
Miami	588	15.25	24.00	376	0	94.00	356.50
Newcastle	585	76.00	159.00	290	3,000	0.00	0.00
Winfield	527	51.50	74.00	225	2,000	271.68	946.68
Thornton	525	105.00	210.00	226	2,000	0.00	0.00
Montgomery	523	23.25	40.00	572	0	270.00	1,132.50
Buckholts	515	39.75	40.80	169	7,000	365.00	1,040.00
Texline	511	27.69	36.69	243	5,000	0.00	0.00
Nome	510	47.03	56.60	292	6,000	1,315.00	5,280.00
Oakwood	510	35.50	48.00	288	8,000	148.00	523.00
Kosse	505	80.50	123.00	260	3,000	556.00	2,056.00
Alba	502	38.83	60.08	411	3,200	235.50	873.00
Scotland	501	60.80	100.30	380	5,850	0.00	0.00
Balmorhea	497	48.00	93.00	210	4,000	566.00	1,916.00
Lefors	497	35.50	52.00	270	3,000	345.00	0.00
San Leanna	497	40.00	83.50	218	4,896	0.00	0.00
Morgan	490	29.00	37.00	169	3,500	136.50	435.50
Wilson	489	23.00	35.50	200	6,000	0.00	0.00
Skellytown	473	26.02	37.62	213	4,000	130.42	478.42
Buffalo Gap	468	129.04	183.44	284	2,918	620.14	2,252.14
Avery	462	38.10	55.60	214	0	195.60	706.60
Follett	459	17.50	23.75	243	8,000	35.00	289.00
Gustine	457	31.50	46.50	184	4,297	180.40	721.60

Population Group	Residential Water					Commercial Water	
	City Population	Fee For		Total Customers	Average Usage	Fee For	
		5,000 Gal.	10,000 Gal.			50,000 Gal.	200,000 Gal.
Brazos Country	450	31.50	44.00	187	6,500	0.00	0.00
Avinger	444	35.50	60.50	210	5,000	260.50	1,020.50
Devers	433	18.50	18.50	268	3,000	0.00	0.00
Star Harbor	422	56.00	109.50	326	3,200	0.00	0.00
Sadler	419	33.75	62.00	176	5,000	409.50	2,334.50
Orchard	408	18.40	24.90	172	5,700	198.50	723.50
Blanket	402	48.10	71.75	169	4,300	264.45	0.00
Higgins	396	33.50	42.25	238	4,100	112.25	374.75
Leskey	389	27.50	32.00	582	0	0.00	0.00
Kendleton	388	29.00	39.00	257	3,580	144.00	444.00
Hudley	385	43.60	69.35	735	4,291	275.35	1,047.85
Knollwood	380	42.12	59.17	129	3,427	353.28	864.78
Iredell	367	46.00	66.00	156	7,000	236.00	836.00
Channing	363	26.00	36.00	190	3,500	116.00	416.00
Grandfalls	360	35.72	49.12	233	10,000	212.40	5,360.00
Abbott	356	51.00	66.00	200	7,000	188.00	638.00
Morgan's Point	352	7.50	20.00	170	5,607	227.70	902.70
Lueders	346	82.32	148.97	178	4,000	750.49	2,149.99
Texhoma	346	18.50	26.00	164	0	18.50	26.00
Kennard	342	32.00	47.00	187	3,500	167.00	617.00
Mount Cain	341	55.75	73.50	144	3,322	215.50	748.00
Dickens	332	100.00	212.00	160	0	770.00	3,020.00
Pleasant Valley	330	47.50	80.00	201	4,200	0.00	0.00
Yantis	330	40.00	60.00	272	6,500	220.00	820.00
Hedley	329	37.00	57.00	164	3,000	217.00	817.00
Bayside	325	39.75	68.25	220	3,500	0.00	0.00
Trent	325	93.50	161.00	242	5,000	701.00	2,726.00
Marquez	313	24.00	48.00	163	5,100	434.69	1,739.69
Nazareth	311	55.00	60.00	158	20,000	0.00	0.00
Nordheim	307	22.00	29.50	294	3,500	0.00	0.00
Warren City	298	36.00	66.00	122	3,000	0.00	0.00
Moran	285	70.00	120.00	150	2,301	0.00	0.00
Tehuacana	283	82.00	133.00	147	2,517	0.00	0.00
Cranfills Gap	281	54.00	84.00	157	1,000	354.00	1,254.00
Paint Rock	273	87.50	120.00	238	3,000	0.00	0.00
Malone	269	41.00	66.00	124	3,900	41.00	66.00
Benjamin	264	51.50	79.00	180	5,000	0.00	0.00
Goodrich	264	53.90	57.20	268	1,500	375.40	708.70
Richland	264	60.74	91.94	252	3,753	3,177.59	12,537.59
Goldsmith	256	34.00	69.00	208	5,000	349.00	1,399.00
Carbon	255	60.00	115.00	220	5,000	0.00	0.00
Ackerly	245	33.00	55.50	124	4,732	0.00	0.00
Roaring Springs	238	38.75	55.00	162	0	55.00	672.50
Westbrook	237	29.00	51.50	135	0	231.50	906.50
Browndell	222	40.50	54.25	103	3,059	184.00	634.00
Bynum	222	53.00	88.00	92	3,946	368.00	1,418.00
Dayton Lakes	219	65.00	65.00	52	0	65.00	65.00
Bailey	215	43.00	0.00	130	2,000	0.00	0.00
Barry	215	62.50	95.00	85	4,500	0.00	0.00
Mingus	214	61.24	108.13	152	0	0.00	0.00
Broaddus	207	65.50	95.00	151	3,125	645.00	2,895.00
Goree	207	43.00	60.50	122	4,000	433.00	1,406.00
Megargel	204	66.00	109.00	126	3,000	469.00	1,819.00
Wellman	203	55.50	71.00	95	5,200	307.99	1,252.98
La Ward	201	31.00	41.00	58	0	0.00	0.00
Leone	190	27.00	37.00	115	0	287.50	1,031.50

Population Group	Residential Water					Commercial Water	
	City Population	Fee For		Total Customers	Average Usage	Fee For	
		5,000 Gal.	10,000 Gal.			50,000 Gal.	200,000 Gal.
Adrian	166	32.50	52.50	87	5,500	0.00	0.00
Sanford	166	37.50	55.50	83	2,558	40.50	55.50
O'Brien	152	89.50	126.50	58	2,500	721.50	2,886.00
Dorchester	148	48.75	76.25	596	4,067	222.50	982.50
Melvin	148	35.50	48.75	118	6,470	136.75	474.25
Cuney	147	33.00	38.00	53	2,144	0.00	0.00
Carl's Corner	143	48.00	105.00	61	4,000	0.00	0.00
Marietta	124	29.00	48.40	108	3,420	0.00	0.00
Dodson	120	32.50	45.00	60	4,300	145.00	520.00
Pyote	114	44.00	63.00	87	6,530	215.00	785.00
Springlake	110	18.00	35.00	61	8,000	0.00	0.00
Lakeview	100	54.00	69.00	62	6,000	0.00	0.00
Quintana	47	12.50	12.50	65	4,000	87.50	537.50
2,000 OR LESS	Averages	42.18	66.16	437	5,334	330.02	1,284.34

Total Number of Cities Reporting

687

Water Conservation

300 W. Davis
Conroe, Texas 77301

Business Hours

Monday - Friday 8am-5pm

Phone: 936.522. 3870

Comparison City Water & Sewer Rates

Each year, the Texas Municipal League conducts a survey of water and sewer rates in several Texas cities. Conroe's water and sewer rates are below the average charged by other cities. The chart below compares Conroe's rates to other cities as reported in the TML survey (Note: some data were obtained directly from the cities themselves.) These monthly rates are based on 10,000 gallons of water use.

City	Water Rate	*SWC Fee	*LSG Fee	Sewer Rate	Combined
Baytown	\$ 65.53	\$ —	\$ —	\$ 61.39	\$ 126.92
Oak Ridge North	44.89	26.80	0.70	39.85	112.24
Conroe	29.92	28.50	0.60	47.42	106.44
Huntsville	46.82	--	--	51.96	98.78
Average of cities 50,000-75,000 population	52.20	--	--	45.60	97.80
Tomball	39.40	20.00	--	38.31	97.71
Sugar Land	36.83	18.80	--	41.40	97.03
Deer Park	46.26	--	--	48.90	95.16
Pearland	45.10	--	--	49.20	94.30
Willis	33.85	22.80	1.50	33.85	92.00
Pasadena	35.75	--	--	36.75	72.50
Friendswood	35.80	--	--	36.00	71.80
Panorama Village	33.83	--	--	37.40	\$71.23
Humble	28.03	--	--	36.28	64.31
Shenandoah	30.85	6.60	--	23.00	60.45

*SWC = Surface Water fee, \$2.85 per thousand gallons used.

*LSG = Lone Star Groundwater Conservation District fee, \$0.06 per thousand gallons used.