

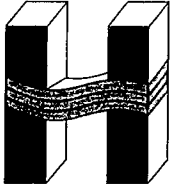


Control Number: 47200



Item Number: 7

Addendum StartPage: 0



# HAYES ENGINEERING, INC.

Texas Registered Engineering Firm F-1465    www.hayesengineering.net  
2126 ALPINE ST.    LONGVIEW, TX 75601-3401  
V 903.758.2010    F 903.758.2099

July 17, 2017

Public Utility Commission of Texas  
Attention: Filing Clerk  
1701 N. Congress Avenue  
P.O. Box 13326  
Austin, TX 78711-3326

RECEIVED  
2017 JUL 19 11 19:33  
PUBLIC UTILITY COMMISSION  
FILING CLERK

RE:    Union Grove W.S.C.  
Application to Amend Water CCN (10514)  
PWS ID# 2300008  
Upshur County, Texas  
Docket No. 47200 – Order No. 2

Dear Sirs:

We received Order No. 2 on June 23, 2017 describing some insufficient details for the CCN application. Below are the responses for Order No. 2. Attached are the requested maps along with 8 copies of each item.

## Mapping

- A general location map is attached identifying the requested areas in reference to the nearest county boundary, city, or town.
- A detailed map identifying the requested areas in reference to verifiable man-made and natural landmarks, such as roads, rivers, and railroads.
- Revised digital mapping data for the requested areas removing gaps and overlaps with existing CCNs.
  - I have been in communication with Tracy Montes, and we will be submitting the digital data at a later date after she is able to fully complete the data on her end.
- Total acreages for the following:
  - Total acreage for portion of dual certification between Union Grove WSC & City of East Mountain is approximately **96 acres**.
  - Total acreage for all requested areas (including the portion for dual certification) is approximately **2,213 acres**.


## Application Content

- Proof of submission of plans and specification and development plans to the TCEQ for the provision of water service in the requested area.
  - Union Grove WSC has applied for a Small Towns Environment Program (STEP) grant project from Texas Community Development Block Grant Program (TxCDBG). Union Grove WSC has not started any design work prior to submitting a grant application to TxCDBG program. Therefore, there are no plan and specifications submitted to TCEQ. Once the projects get accepted by TxCDBG, we will begin construction plans on the projects.

## Financial

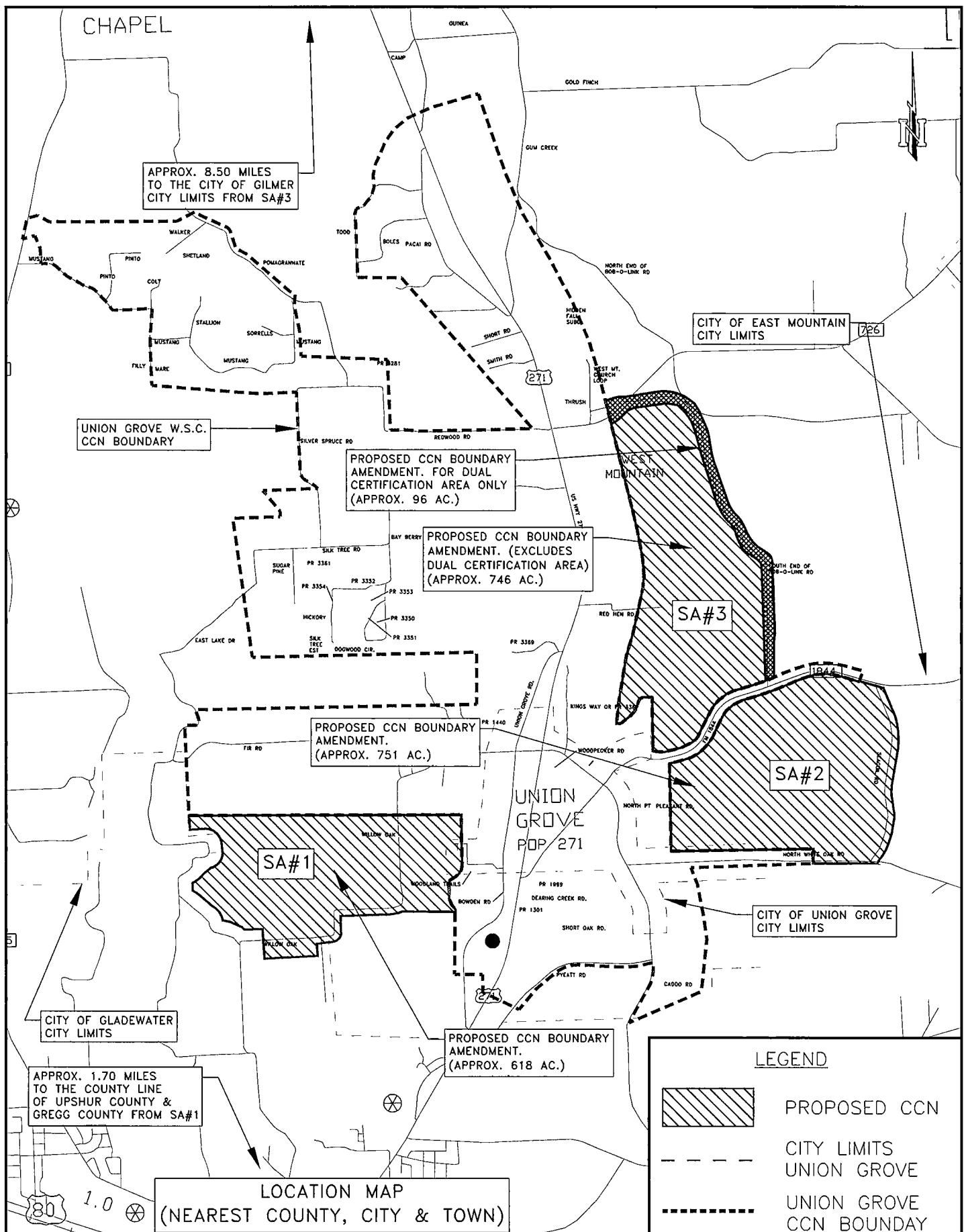
- Projected profit and loss statements, cash flow worksheets, and balance sheets for each of the first five years of operation.
  - A projected profit and loss statement are attached for the years 2017 to 2022.

Sincerely,  
HAYES ENGINEERING, INC.

  
Joey Scott  
Project Designer

REGISTERED ENGINEERS IN ARKANSAS, LOUISIANA AND TEXAS

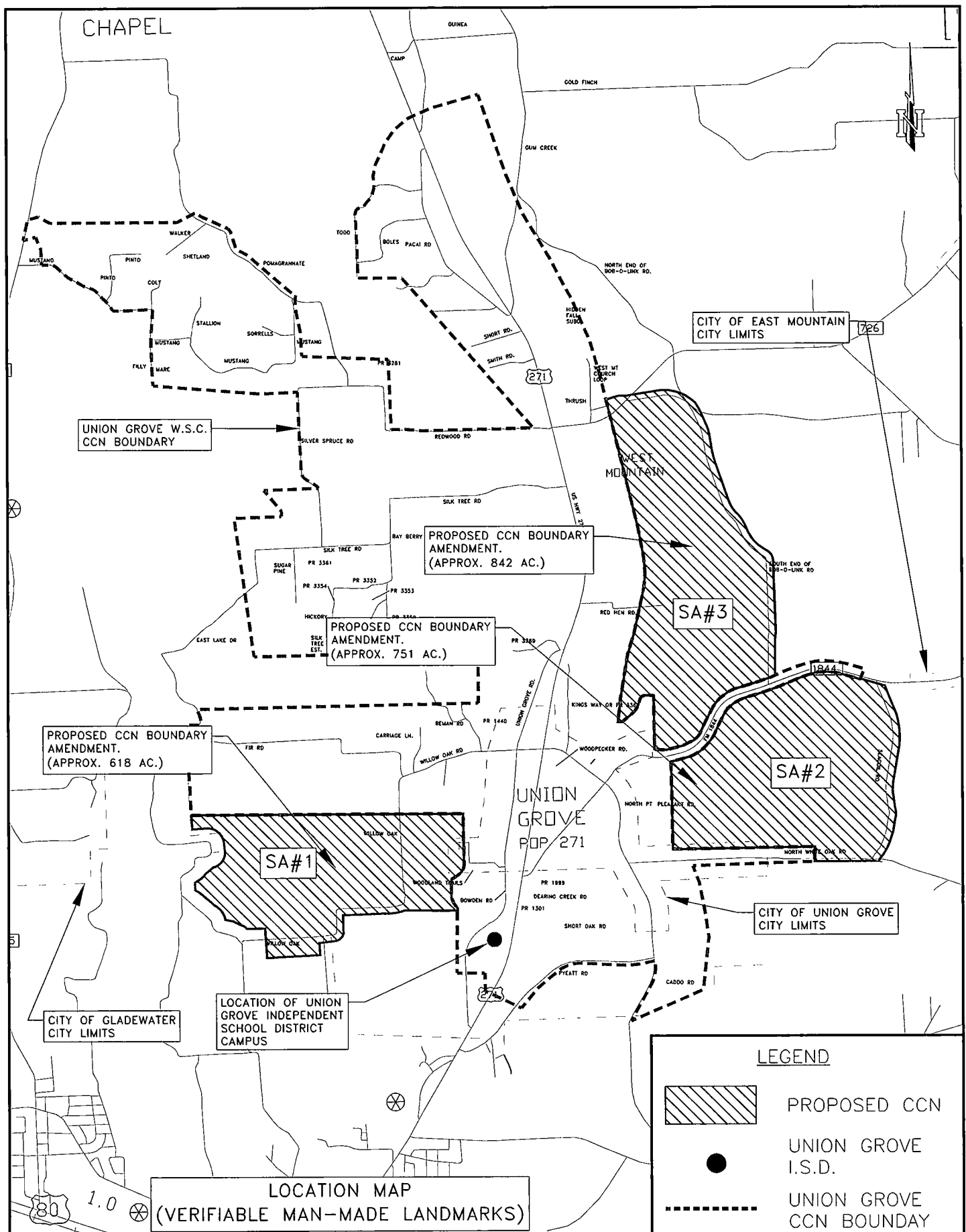
7



**HAYES ENGINEERING, INC.**  
 TEXAS REGISTERED ENGINEERING FIRM F-1465  
 2126 Alpine St. Longview, TX 75601-3401  
 Tel.: (903) 758-2010 • Fax: (903) 758-2099

**UNION GROVE W.S.C.**  
**CCN AMENDMENT APPLICATION**  
**UPSUR COUNTY, TEXAS**

DATE : MAY 2017  
 SCALE : 1"=10,000'  
 JOB NO. : UNGR1701



**HAYES ENGINEERING, INC.**  
 TEXAS REGISTERED ENGINEERING FIRM F-1465  
 2126 Alpine St. Longview, TX 75601-3401  
 Tel.: (903) 758-2010 • Fax: (903) 758-2099

**UNION GROVE W.S.C.**  
**CCN AMENDMENT APPLICATION**  
**UPSHUR COUNTY, TEXAS**

DATE : MAY 2017  
 SCALE : 1"=10,000'  
 JOB NO. : UNGR1701

# Profit and Loss Statement

## Union Grove Water Supply Corporation

Year - 2017

956 Connections

	Current Period
<b>Income</b>	
Income Water Revenue	513,426
Other Income	5,445
<b>Total Income</b>	<b>518,872</b>
<b>Gross Profit</b>	<b>518,872</b>
<b>Expense</b>	
Contract Labor (Non Employee)	4,100
Contract Services	2,905
Payroll Expenses	26,850
Salaries and Wages	163,113
Travel & Education	9,802
Other Type of Expense	66,537
<b>Total Expense</b>	<b>273,306</b>
<b>Operating Expenses</b>	
Cellular	2,850
Commercial Building Lease	12,500
Office Repairs	409
Office Supplies	11,081
Postage	5,880
Printing & Copying	1,705
Telephone & Internet	3,022
Trash	242
Uniforms	792
Utilities	35,058
Website Fees	358
<b>Total Operating Expenses</b>	<b>73,896</b>
<b>Vehicle Expense</b>	
Fuel & Diesel	9,598
License & Registration	1,843
Repairs & Maintenance - Trucks	8,673
<b>Total Vehicle Expense</b>	<b>20,113</b>
<b>Facilities &amp; Equipment</b>	
Chemicals & Treatment	4,853
Equipment Rentals	5,170
Materials & Supplies	47,158
Repairs & Maintenance System	19,910
Repairs/Maintenance - Equipment	691
<b>Total Facilities &amp; Equipment</b>	<b>77,782</b>
<b>Total Expense</b>	<b>445,098</b>
<b>Net Ordinary Income</b>	<b>77,762</b>
Other Income/Expense	6,487
<b>Net Income</b>	<b>73,774</b>

\*2017 Profit/Loss assumed to equal 2016

# Profit and Loss Statement

## Union Grove Water Supply Corporation

**Year - 2018**

*Avg. Connection = \$540*

*991 Connections*

	Current Period
<b>Income</b>	
Income Water Revenue	532,300
Other Income	5,445
<b>Total Income</b>	<b>537,745</b>
<b>Gross Profit</b>	<b>537,745</b>
<b>Expense</b>	
Contract Labor (Non Employee)	4,100
Contract Services	2,905
Payroll Expenses	26,850
Salaries and Wages	163,113
Travel & Education	9,802
Other Type of Expense	66,537
<b>Total Expense</b>	<b>273,306</b>
<b>Operating Expenses</b>	
Cellular	2,850
Commercial Building Lease	12,500
Office Repairs	409
Office Supplies	11,081
Postage	5,880
Printing & Copying	1,705
Telephone & Internet	3,022
Trash	242
Uniforms	792
Utilities	35,058
Website Fees	358
<b>Total Operating Expenses</b>	<b>73,896</b>
<b>Vehicle Expense</b>	
Fuel & Diesel	9,598
License & Registration	1,843
Repairs & Maintenance - Trucks	8,673
<b>Total Vehicle Expense</b>	<b>20,113</b>
<b>Facilities &amp; Equipment</b>	
Chemicals & Treatment	4,853
Equipment Rentals	5,170
Materials & Supplies	47,158
Repairs & Maintenance System	19,910
Repairs/Maintenance - Equipment	691
<b>Total Facilities &amp; Equipment</b>	<b>77,782</b>
<b>Total Expense</b>	<b>445,098</b>
<b>Net Ordinary Income</b>	<b>77,762</b>
Other Income/Expense	6,487
<b>Net Income</b>	<b>92,648</b>

# Profit and Loss Statement

## Union Grove Water Supply Corporation

**Year - 2019**

*Avg. Connection = \$540*

*1,011 Connections*

	Current Period
<b>Income</b>	
Income Water Revenue	543,100
Other Income	5,445
<b>Total Income</b>	548,545
<b>Gross Profit</b>	<b>548,545</b>
<b>Expense</b>	
Contract Labor (Non Employee)	4,100
Contract Services	2,905
Payroll Expenses	26,850
Salaries and Wages	163,113
Travel & Education	9,802
Other Type of Expense	66,537
<b>Total Expense</b>	273,306
<b>Operating Expenses</b>	
Cellular	2,850
Commercial Building Lease	12,500
Office Repairs	409
Office Supplies	11,081
Postage	5,880
Printing & Copying	1,705
Telephone & Internet	3,022
Trash	242
Uniforms	792
Utilities	35,058
Website Fees	358
<b>Total Operating Expenses</b>	73,896
<b>Vehicle Expense</b>	
Fuel & Diesel	9,598
License & Registration	1,843
Repairs & Maintenance - Trucks	8,673
<b>Total Vehicle Expense</b>	20,113
<b>Facilities &amp; Equipment</b>	
Chemicals & Treatment	4,853
Equipment Rentals	5,170
Materials & Supplies	47,158
Repairs & Maintenance System	19,910
Repairs/Maintenance - Equipment	691
<b>Total Facilities &amp; Equipment</b>	77,782
<b>Total Expense</b>	<b>445,098</b>
<b>Net Ordinary Income</b>	77,762
Other Income/Expense	6,487
<b>Net Income</b>	<b>103,448</b>

# Profit and Loss Statement

## Union Grove Water Supply Corporation

**Year - 2020**

*Avg. Connection = \$540*

*1,032 Connections*

Current Period
-------------------

### Income

Income Water Revenue	553,900
Other Income	5,445
<b>Total Income</b>	<b>559,345</b>
<b>Gross Profit</b>	<b>559,345</b>

### Expense

Contract Labor (Non Employee)	4,100
Contract Services	2,905
Payroll Expenses	26,850
Salaries and Wages	163,113
Travel & Education	9,802
Other Type of Expense	66,537
<b>Total Expense</b>	<b>273,306</b>

### Operating Expenses

Cellular	2,850
Commercial Building Lease	12,500
Office Repairs	409
Office Supplies	11,081
Postage	5,880
Printing & Copying	1,705
Telephone & Internet	3,022
Trash	242
Uniforms	792
Utilities	35,058
Website Fees	358
<b>Total Operating Expenses</b>	<b>73,896</b>

### Vehicle Expense

Fuel & Diesel	9,598
License & Registration	1,843
Repairs & Maintenance - Trucks	8,673
<b>Total Vehicle Expense</b>	<b>20,113</b>

### Facilities & Equipment

Chemicals & Treatment	4,853
Equipment Rentals	5,170
Materials & Supplies	47,158
Repairs & Maintenance System	19,910
Repairs/Maintenance - Equipment	691
<b>Total Facilities &amp; Equipment</b>	<b>77,782</b>

<b>Total Expense</b>	<b>445,098</b>
----------------------	----------------

<b>Net Ordinary Income</b>	<b>77,762</b>
Other Income/Expense	6,487

<b>Net Income</b>	<b>114,248</b>
-------------------	----------------



# Profit and Loss Statement

## Union Grove Water Supply Corporation

**Year - 2021**

*Avg. Connection = \$540*

*1,053 Connections*

Current Period
-------------------

### Income

Income Water Revenue	565,240
Other Income	5,445
<b>Total Income</b>	<b>570,685</b>
<b>Gross Profit</b>	<b>570,685</b>

### Expense

Contract Labor (Non Employee)	4,100
Contract Services	2,905
Payroll Expenses	26,850
Salaries and Wages	163,113
Travel & Education	9,802
Other Type of Expense	66,537
<b>Total Expense</b>	<b>273,306</b>

### Operating Expenses

Cellular	2,850
Commercial Building Lease	12,500
Office Repairs	409
Office Supplies	11,081
Postage	5,880
Printing & Copying	1,705
Telephone & Internet	3,022
Trash	242
Uniforms	792
Utilities	35,058
Website Fees	358
<b>Total Operating Expenses</b>	<b>73,896</b>

### Vehicle Expense

Fuel & Diesel	9,598
License & Registration	1,843
Repairs & Maintenance - Trucks	8,673
<b>Total Vehicle Expense</b>	<b>20,113</b>

### Facilities & Equipment

Chemicals & Treatment	4,853
Equipment Rentals	5,170
Materials & Supplies	47,158
Repairs & Maintenance System	19,910
Repairs/Maintenance - Equipment	691
<b>Total Facilities &amp; Equipment</b>	<b>77,782</b>

<b>Total Expense</b>	<b>445,098</b>
----------------------	----------------

<b>Net Ordinary Income</b>	<b>77,762</b>
Other Income/Expense	6,487

<b>Net Income</b>	<b>125,588</b>
-------------------	----------------

# **OVERSIZED MAP(S)**

**To View**

**OVERSIZED Map**

**Or**

**Documents**

**You can call CENTRAL RECORDS**

**Main Line**

**(512) 936-7180**