

System Totals Report

SUBURBAN UTILITY COMPANY

Water Pumped This Month

2,154,000 Gallons

Water Sold This Month

2,066,000 Gallons

Reprinted System Totals Report for 09-15

	Amount (\$)	# Of Accounts
Total Water	8,482.15	217
Total Late Charge	285.00	57
Total Adjustments	-947.60	15
Total 1% TCEQ FEE	84.82	217
Total Current Charges	7,904.37	217
Amount Past Due 1-30 Days	1,574.92	36
Amount Past Due 31-60 Days	102.94	12
Amount Past Due Over 60 Days	8,650.35	29
Amount Of Overpayments/Prepayments	-4,546.19	126
Total Receivables	13,686.39	208
Total Receipts On Account	5,000.46	120
Net Change in Deposits	0.00	0
Amount of All Deposits	9,150.00	183
Turned Off Accounts (Amount Owed)	0.00	56
Collection Accounts (Amount Owed)	0.00	
Number Of Unread (Turned On) Meters		6
Average Usage For Active Meters	9.433	224
Average Water Charge For Active Meters	37.87	217

Usage Groups	Gallons	# Of Accounts	Usage	Gallons	% Of Usage	% Of Sales
Over 50,000		2	735,000		35.58	2.18
40,001-50,000		2	94,000		4.55	3.15
30,001-40,000		1	37,000		1.79	1.27
20,001-30,000		7	167,000		8.08	6.21
10,001-20,000		19	268,000		12.97	14.11
8,001-10,000		10	94,000		4.55	5.37
6,001-8,000		26	194,000		9.39	11.97
4,001-6,000		50	282,000		13.65	21.25
2,001-4,000		44	156,000		7.55	16.16
1-2,000		26	39,000		1.89	9.94
Zero Usage		32	0		0.00	8.41
Total Meters		224	2,066,000		100.00	100.00

System Totals Report

SUBURBAN UTILITY COMPANY

Water Pumped This Month

1,860,000 Gallons

Water Sold This Month

1,267,000 Gallons

Reprinted System Totals Report for 10-15

	Amount (\$)	# Of Accounts
Total Water	8,177.70	216
Total Late Charge	475.00	95
Total Adjustments	-28.83	13
Total 1% TCEQ FEE	81.85	216
Total Current Charges	8,705.72	216
Amount Past Due 1-30 Days	1,369.83	38
Amount Past Due 31-60 Days	502.36	18
Amount Past Due Over 60 Days	8,275.41	28
Amount Of Overpayments/Prepayments	-4,246.96	117
Total Receivables	14,606.36	211
Total Receipts On Account	7,785.75	154
Net Change in Deposits	0.00	0
Amount of All Deposits	9,150.00	183
Turned Off Accounts (Amount Owed)	0.00	56
Collection Accounts (Amount Owed)	0.00	
Number Of Unread (Turned On) Meters		7
Average Usage For Active Meters	5,838	224
Average Water Charge For Active Meters	36.51	216

Usage Groups	Gallons	# Of Accounts	Usage	Gallons	% Of Usage	% Of Sales
Over 50,000		1	54,000		4.26	1.88
40,001-50,000		0	0		0.00	0.00
30,001-40,000		2	66,000		5.21	2.38
20,001-30,000		3	78,000		6.16	2.95
10,001-20,000		15	242,000		19.10	14.52
8,001-10,000		17	163,000		12.87	9.07
6,001-8,000		18	133,000		10.50	8.84
4,001-6,000		50	281,000		22.18	22.01
2,001-4,000		59	211,000		16.65	22.70
1-2,000		28	39,000		3.08	9.18
Zero Usage		24	0		0.00	6.47
Total Meters		224	1,267,000		100.00	100.00

System Totals Report

SUBURBAN UTILITY COMPANY

Water Pumped This Month

2,043,000 Gallons

Water Sold This Month

1,015,000 Gallons

Reprinted System Totals Report for 11-15

	Amount (\$)	# Of Accounts			
Total Water	7,615.75	216			
Total Late Charge	440.00	88			
Total Adjustments	50.16	4			
Total 1% TCEQ FEE	76.13	216			
Total Current Charges	8,182.04	216			
Amount Past Due 1-30 Days	1,388.31	38			
Amount Past Due 31-60 Days	660.03	22			
Amount Past Due Over 60 Days	8,233.12	27			
Amount Of Overpayments/Prepayments	-3,279.80	109			
Total Receivables	15,183.70	222			
Total Receipts On Account	7,604.70	147			
Net Change in Deposits	0.00	0			
Amount of All Deposits	9,200.00	184			
Turned Off Accounts (Amount Owed)	0.00	56			
Collection Accounts (Amount Owed)	0.00				
Number Of Unread (Turned On) Meters		7			
Average Usage For Active Meters	4.677	224			
Average Water Charge For Active Meters	34.00	216			
Usage Groups	Gallons	# Of Accounts	Usage	Gallons	% Of Usage
Over 50,000		0		0	0.00
40,001-50,000		0		0	0.00
30,001-40,000		1		34,000	3.35
20,001-30,000		1		28,000	2.76
10,001-20,000		7		82,000	8.08
8,001-10,000		14		131,000	12.91
6,001-8,000		19		142,000	13.99
4,001-6,000		61		340,000	33.50
2,001-4,000		62		213,000	20.99
1-2,000		30		45,000	4.43
Zero Usage		22		0	0.00
Total Meters		224		1,015,000	100.00
					100.00

System Totals Report

SUBURBAN UTILITY COMPANY

Water Pumped This Month

1,762,000 Gallons

Water Sold This Month

1,064,000 Gallons

Reprinted System Totals Report for 12-15

	Amount (\$)	# Of Accounts
Total Water	7,739.10	216
Total Late Charge	555.00	111
Total Adjustments	48.68	9
Total 1% TCEQ FEE	77.26	216
Total Current Charges	8,420.04	216
Amount Past Due 1-30 Days	1,520.49	38
Amount Past Due 31-60 Days	650.07	20
Amount Past Due Over 60 Days	7,959.70	28
Amount Of Overpayments/Prepayments	-3,728.12	122
Total Receivables	14,822.18	207

Total Receipts On Account	8,781.56	170
Net Change in Deposits	0.00	0
Amount of All Deposits	9,200.00	184

Turned Off Accounts (Amount Owed)	0.00	56
Collection Accounts (Amount Owed)	0.00	
Number Of Unread (Turned On) Meters		6
Average Usage For Active Meters	4.880	224
Average Water Charge For Active Meters	34.55	216

Usage Groups	Gallons	# Of Accounts	Usage - Gallons	% Of Usage	% Of Sales
Over 50,000		1	60,000	5.64	2.22
40,001-50,000		0	0	0.00	0.00
30,001-40,000		1	35,000	3.29	1.32
20,001-30,000		0	0	0.00	0.00
10,001-20,000		12	173,000	16.26	10.75
8,001-10,000		11	101,000	9.49	6.08
6,001-8,000		18	134,000	12.59	9.07
4,001-6,000		50	288,000	27.07	23.46
2,001-4,000		61	208,000	19.55	26.58
1-2,000		41	65,000	6.11	14.29
Zero Usage		23	0	0.00	6.24
Total Meters		224	1,064,000	100.00	100.00

System Totals Report

SUBURBAN UTILITY COMPANY

Water Pumped This Month

1,952,000 Gallons

Water Sold This Month

1,017,000 Gallons

Reprinted System Totals Report for 01-16

	Amount (\$)	# Of Accounts			
Total Water	7,605.35	214			
Total Late Charge	520.00	104			
Total Adjustments	142.89	4			
Total 1% TCEQ FEE	75.98	214			
Total Current Charges	8,344.22	214			
Amount Past Due 1-30 Days	966.32	30			
Amount Past Due 31-60 Days	677.78	20			
Amount Past Due Over 60 Days	8,154.40	27			
Amount Of Overpayments/Prepayments	-3,876.04	135			
Total Receivables	14,266.68	198			
Total Receipts On Account	8,899.72	168			
Net Change in Deposits	0.00	0			
Amount of All Deposits	9,200.00	184			
Turned Off Accounts (Amount Owed)	0.00	57			
Collection Accounts (Amount Owed)	0.00				
Number Of Unread (Turned On) Meters		8			
Average Usage For Active Meters	4.708	223			
Average Water Charge For Active Meters	34.10	214			
Usage Groups	Gallons	# Of Accounts	Usage	Gallons	% Of Usage
Over 50,000		0		0	0.00
40,001-50,000		0		0	0.00
30,001-40,000		2		72,000	7.08
20,001-30,000		1		27,000	2.65
10,001-20,000		7		107,000	10.52
8,001-10,000		8		73,000	7.18
6,001-8,000		18		135,000	13.27
4,001-6,000		60		334,000	32.84
2,001-4,000		57		198,000	19.47
1-2,000		42		71,000	6.98
Zero Usage		21		0	0.00
Total Meters		223		1,017,000	100.00
					100.00

System Totals Report

SUBURBAN UTILITY COMPANY

Water Pumped This Month

1,762,000 Gallons

Water Sold This Month

1,053,000 Gallons

Reprinted System Totals Report for 02-16

	Amount (\$)	# Of Accounts
Total Water	7,628.55	213
Total Late Charge	400.00	80
Total Adjustments	-238.12	6
Total 1% TCEQ FEE	76.31	213
Total Current Charges	7,866.74	213
Amount Past Due 1-30 Days	1,720.71	36
Amount Past Due 31-60 Days	504.71	18
Amount Past Due Over 60 Days	8,002.94	25
Amount Of Overpayments/Prepayments	-3,326.46	120
Total Receivables	14,768.64	205

Total Receipts On Account	7,364.78	151
Net Change in Deposits	0.00	0
Amount of All Deposits	9,250.00	185

Turned Off Accounts (Amount Owed)	0.00	57
Collection Accounts (Amount Owed)	0.00	
Number Of Unread (Turned On) Meters		6
Average Usage For Active Meters	4.852	223
Average Water Charge For Active Meters	34.21	213

Usage Groups	Gallons	# Of Accounts	Usage	Gallons	% Of Usage	% Of Sales
Over 50,000		1	56,000		5.32	2.40
40,001-50,000		0	0		0.00	0.00
30,001-40,000		1	39,000		3.70	3.51
20,001-30,000		0	0		0.00	0.00
10,001-20,000		9	122,000		11.59	6.15
8,001-10,000		11	105,000		9.97	6.58
6,001-8,000		20	149,000		14.15	10.23
4,001-6,000		56	318,000		30.20	28.20
2,001-4,000		52	189,000		17.95	21.91
1-2,000		47	75,000		7.12	15.60
Zero Usage		20	0		0.00	5.43
Total Meters		223	1,053,000		100.00	100.00

System Totals Report

SUBURBAN UTILITY COMPANY

Water Pumped This Month
Water Sold This Month

1,870,000 Gallons
977,000 Gallons

Reprinted System Totals Report for 03-16

	Amount (\$)	# Of Accounts
Total Water	7,545.95	216
Total Late Charge	410.00	82
Total Adjustments	-42.49	5
Total 1% TCEQ FEE	75.44	216
Total Current Charges	7,988.90	216
Amount Past Due 1-30 Days	1,061.11	30
Amount Past Due 31-60 Days	505.96	15
Amount Past Due Over 60 Days	8,205.78	28
Amount Of Overpayments/Prepayments.	-3,884.21	129
Total Receivables	13,877.54	192
Total Receipts On Account	8,880.00	176
Net Change in Deposits	0.00	0
Amount of All Deposits	9,250.00	185
Turned Off Accounts (Amount Owed)	0.00	57
Collection Accounts (Amount Owed)	0.00	
Number Of Unread (Turned On) Meters		7
Average Usage For Active Meters	4,502	223
Average Water Charge For Active Meters	33.84	216

Usage Groups	Gallons	# Of Accounts	Usage	Gallons	% Of Usage	% Of Sales
Over 50,000		0		0	0.00	0.00
40,001-50,000		0		0	0.00	0.00
30,001-40,000		1		31,000	3.17	1.22
20,001-30,000		1		27,000	2.76	1.10
10,001-20,000		12		154,000	15.76	10.18
8,001-10,000		6		56,000	5.73	3.42
6,001-8,000		13		96,000	9.83	7.00
4,001-6,000		52		298,000	30.50	24.65
2,001-4,000		69		245,000	25.08	29.23
1-2,000		44		70,000	7.16	17.54
Zero Usage		19		0	0.00	5.66
Total Meters		223		977,000	100.00	100.00

System Totals Report

SUBURBAN UTILITY COMPANY

Water Pumped This Month

1,586,000 Gallons

Water Sold This Month

981,000 Gallons

Reprinted System Totals Report for 04-16

	Amount (\$)	# Of Accounts				
Total Water	7,541.45	216				
Total Late Charge	460.00	92				
Total Reconnect Fee	50.00	2				
Total Adjustments	1,719.28	5				
Total 1% TCEQ FEE	75.36	216				
Total Current Charges	9,846.09	216				
Amount Past Due 1-30 Days	1,393.54	20				
Amount Past Due 31-60 Days	366.61	11				
Amount Past Due Over 60 Days	6,803.54	23				
Amount Of Overpayments/Prepayments	-3,945.19	143				
Total Receivables	14,464.59	189				
Total Receipts On Account	9,259.04	170				
Net Change in Deposits	0.00	0				
Amount of All Deposits	9,300.00	186				
Turned Off Accounts (Amount Owed)	0.00	60				
Collection Accounts (Amount Owed)	0.00					
Number Of Unread (Turned On) Meters		4				
Average Usage For Active Meters	4.520	220				
Average Water Charge For Active Meters	34.28	216				
Usage Groups	Gallons	# Of Accounts	Usage	Gallons	% Of Usage	% Of Sales
Over 50,000		0		0	0.00	0.00
40,001-50,000		0		0	0.00	0.00
30,001-40,000		1		33,000	3.36	3.38
20,001-30,000		0		0	0.00	0.00
10,001-20,000		5		66,000	6.73	3.41
8,001-10,000		8		77,000	7.85	4.64
6,001-8,000		19		143,000	14.58	10.18
4,001-6,000		58		327,000	33.33	27.62
2,001-4,000		73		256,000	26.10	32.61
1-2,000		52		79,000	8.05	18.17
Zero Usage		1		0	0.00	0.00
Total Meters		220		981,000	100.00	100.00

System Totals Report

SUBURBAN UTILITY COMPANY

Water Pumped This Month

1,647,000 Gallons

Water Sold This Month

1,124,000 Gallons

Reprinted System Totals Report for 05-16

	Amount (\$)	# Of Accounts
Total Water	7,872.60	217
Total Late Charge	435.00	87
Total Reconnect Fee	100.00	3
Total Adjustments	-36.74	12
Total 1% TCEQ FEE	78.70	217
Total Current Charges	8,449.56	217
Amount Past Due 1-30 Days	749.09	22
Amount Past Due 31-60 Days	386.72	10
Amount Past Due Over 60 Days	6,658.30	21
Amount Of Overpayments/Prepayments	-5,490.09	159
Total Receivables	10,753.58	165

Total Receipts On Account	12,160.57	181
Net Change in Deposits	0.00	0
Amount of All Deposits	9,350.00	187

Turned Off Accounts (Amount Owed)	0.00	60
Collection Accounts (Amount Owed)	0.00	
Number Of Unread (Turned On) Meters		3
Average Usage For Active Meters	5,179	220
Average Water Charge For Active Meters	35.78	217

Usage Groups	Gallons	# Of Accounts	Usage	Gallons	% Of Usage	% Of Sales
Over 50,000		0		0	0.00	0.00
40,001-50,000		0		0	0.00	0.00
30,001-40,000		0		0	0.00	0.00
20,001-30,000		4		100,000	8.90	3.96
10,001-20,000		17		226,000	20.11	11.14
8,001-10,000		11		104,000	9.25	6.05
6,001-8,000		22		168,000	14.95	11.31
4,001-6,000		55		315,000	28.03	25.55
2,001-4,000		44		155,000	13.79	19.43
1-2,000		39		56,000	4.98	15.26
Zero Usage		25		0	0.00	7.30
Total Meters		220		1,124,000	100.00	100.00

System Totals Report

SUBURBAN UTILITY COMPANY

Water Pumped This Month

1,740,000 Gallons

Water Sold This Month

1,782,000 Gallons

Reprinted System Totals Report for 06-16

	Amount (\$)	# Of Accounts
Total Water	7,885.95	216
Total Late Charge	375.00	75
Total Adjustments	-53.06	7
Total 1% TCEQ FEE	78.84	216
Total Current Charges	8,286.73	216
Amount Past Due 1-30 Days	701.24	23
Amount Past Due 31-60 Days	405.01	10
Amount Past Due Over 60 Days	6,901.78	21
Amount Of Overpayments/Prepayments	-4,161.37	141
Total Receivables	12,133.39	180
Total Receipts On Account	6,906.92	151
Net Change in Deposits	0.00	0
Amount of All Deposits	9,350.00	187
Turned Off Accounts (Amount Owed)	0.00	58
Collection Accounts (Amount Owed)	0.00	
Number Of Unread (Turned On) Meters		4
Average Usage For Active Meters	8.174	222
Average Water Charge For Active Meters	35.52	216

Usage Groups	Gallons	# Of Accounts	Usage Gallons	% Of Usage	% Of Sales
Over 50,000		3	775,000	43.49	4.58
40,001-50,000		0	0	0.00	0.00
30,001-40,000		0	0	0.00	0.00
20,001-30,000		1	22,000	1.23	0.90
10,001-20,000		11	167,000	9.37	9.80
8,001-10,000		12	112,000	6.29	6.55
6,001-8,000		20	149,000	8.36	10.48
4,001-6,000		52	296,000	16.61	23.53
2,001-4,000		59	208,000	11.67	25.80
1-2,000		34	53,000	2.97	11.36
Zero Usage		26	0	0.00	7.00
Total Meters		222	1,782,000	100.00	100.00

System Totals Report

SUBURBAN UTILITY COMPANY

Water Pumped This Month
Water Sold This Month

2,141,000 Gallons
1,420,000 Gallons

Reprinted System Totals Report for 07-16

	Amount (\$)	# Of Accounts
Total Water	8,585.55	217
Total Late Charge	470.00	94
Total Adjustments	17.63	2
Total 1% TCEQ FEE	85.85	217
Total Current Charges	9,159.03	217
Amount Past Due 1-30 Days	1,120.25	30
Amount Past Due 31-60 Days	463.78	12
Amount Past Due Over 60 Days	7,265.53	22
Amount Of Overpayments/Prepayments	-3,957.31	130
Total Receivables	14,051.28	188
Total Receipts On Account	7,241.14	150
Net Change in Deposits	0.00	0
Amount of All Deposits	9,400.00	188
Turned Off Accounts (Amount Owed)	0.00	58
Collection Accounts (Amount Owed)	0.00	
Number Of Unread (Turned On) Meters		5
Average Usage For Active Meters	6.543	222
Average Water Charge For Active Meters	38.67	217

Usage Groups	Gallons	# Of Accounts	Usage Gallons	% Of Usage	% Of Sales
Over 50,000		1	128,000	9.01	4.38
40,001-50,000		0	0	0.00	0.00
30,001-40,000		1	31,000	2.18	1.08
20,001-30,000		2	45,000	3.17	1.68
10,001-20,000		22	311,000	21.90	15.56
8,001-10,000		20	187,000	13.17	10.31
6,001-8,000		21	156,000	10.99	9.80
4,001-6,000		60	342,000	24.08	24.91
2,001-4,000		50	175,000	12.32	20.46
1-2,000		32	45,000	3.17	9.70
Zero Usage		8	0	0.00	2.14
Total Meters		222	1,420,000	100.00	100.00

System Totals Report

SUBURBAN UTILITY COMPANY

Water Pumped This Month

1,751,000 Gallons

Water Sold This Month

1,230,000 Gallons

Reprinted System Totals Report for 08-16

	Amount (\$)	# Of Accounts
Total Water	8,075.50	216
Total Late Charge	490.00	98
Total Adjustments	-370.62	2
Total 1% TCEQ FEE	80.70	216
Total Current Charges	8,275.58	216
Amount Past Due 1-30 Days	1,589.27	43
Amount Past Due 31-60 Days	408.63	13
Amount Past Due Over 60 Days	6,832.53	21
Amount Of Overpayments/Prepayments	-4,136.04	134
Total Receivables	12,969.97	170

Total Receipts On Account	9,356.89	173
Net Change in Deposits	0.00	0
Amount of All Deposits	9,350.00	187

Turned Off Accounts (Amount Owed)	0.00	58
Collection Accounts (Amount Owed)	0.00	
Number Of Unread (Turned On) Meters		6
Average Usage For Active Meters	5.694	222
Average Water Charge For Active Meters	36.38	216

Usage Groups	Gallons	# Of Accounts	Usage	Gallons	% Of Usage	% Of Sales
Over 50,000		0		0	0.00	0.00
40,001-50,000		0		0	0.00	0.00
30,001-40,000		0		0	0.00	0.00
20,001-30,000		3		72,000	5.85	2.81
10,001-20,000		15		215,000	17.48	14.27
8,001-10,000		14		133,000	10.81	7.53
6,001-8,000		21		157,000	12.76	10.45
4,001-6,000		66		378,000	30.73	29.43
2,001-4,000		68		230,000	18.70	26.06
1-2,000		29		45,000	3.66	9.46
Zero Usage		0		0	0.00	0.00
Total Meters		222		1,230,000	100.00	100.00

System Totals Report

SUBURBAN UTILITY COMPANY

Water Pumped This Month

1,784,000 Gallons

Water Sold This Month

1,183,000 Gallons

Reprinted System Totals Report for 09-16

	Amount (\$)	# Of Accounts
Total Water	7,981.80	214
Total Late Charge	495.00	99
Total Adjustments	-787.79	11
Total 1% TCEQ FEE	79.81	214
Total Current Charges	7,768.82	214
Amount Past Due 1-30 Days	1,869.51	37
Amount Past Due 31-60 Days	605.75	27
Amount Past Due Over 60 Days	6,118.35	21
Amount Of Overpayments/Prepayments	-3,662.25	129
Total Receivables	12,700.18	182
Total Receipts On Account	8,038.61	159
Net Change in Deposits	0.00	0
Amount of All Deposits	9,200.00	184
Turned Off Accounts (Amount Owed)	0.00	59
Collection Accounts (Amount Owed)	0.00	
Number Of Unread (Turned On) Meters		6
Average Usage For Active Meters	5.502	221
Average Water Charge For Active Meters	36.12	214

Usage Groups	Gallons	# Of Accounts	Usage Gallons	% Of Usage	% Of Sales
Over 50,000		1	66,000	5.58	2.38
40,001-50,000		3	140,000	11.83	5.00
30,001-40,000		1	33,000	2.79	3.19
20,001-30,000		2	51,000	4.31	1.98
10,001-20,000		13	186,000	15.72	10.77
8,001-10,000		11	106,000	8.96	6.31
6,001-8,000		17	128,000	10.82	8.63
4,001-6,000		49	286,000	24.18	22.40
2,001-4,000		38	133,000	11.24	14.53
1-2,000		37	54,000	4.56	12.40
Zero Usage		43	0	0.00	12.39
Total Meters		221	1,183,000	100.00	100.00

System Totals Report

SUBURBAN UTILITY COMPANY

Water Pumped This Month

1,985,000 Gallons

Water Sold This Month

1,164,000 Gallons

Reprinted System Totals Report for 10-16

	Amount (\$)	# Of Accounts
Total Water	7,956.30	215
Total Late Charge	545.00	109
Total Reconnect Fee	125.00	5
Total Adjustments	-75.29	4
Total 1% TCEQ FEE	79.55	215
Total Current Charges	8,630.56	215
Amount Past Due 1-30 Days	874.39	27
Amount Past Due 31-60 Days	297.85	17
Amount Past Due Over 60 Days	5,794.08	18
Amount Of Overpayments/Prepayments	-5,398.03	163
Total Receivables	10,198.85	168
Total Receipts On Account	11,131.89	181
Net Change in Deposits	0.00	0
Amount of All Deposits	9,300.00	186
Turned Off Accounts (Amount Owed)	0.00	58
Collection Accounts (Amount Owed)	0.00	
Number Of Unread (Turned On) Meters		7
Average Usage For Active Meters	5.413	222
Average Water Charge For Active Meters	35.84	215

Usage Groups	Gallons	# Of Accounts	Usage	Gallons	% Of Usage	% Of Sales
Over 50,000		1	92,000		7.90	3.37
40,001-50,000		0	0		0.00	0.00
30,001-40,000		0	0		0.00	0.00
20,001-30,000		2	51,000		4.38	4.00
10,001-20,000		11	153,000		13.14	9.34
8,001-10,000		16	149,000		12.80	8.65
6,001-8,000		21	152,000		13.06	10.47
4,001-6,000		60	343,000		29.47	27.19
2,001-4,000		49	172,000		14.78	19.10
1-2,000		35	52,000		4.47	11.81
Zero Usage		20	0		0.00	6.07
Total Meters		222	1,164,000		100.00	100.00

Water Pumped This Month
Water Sold This Month

2,050,000 Gallons
1,399,000 Gallons

Reprinted System Totals Report for 11-16

	Amount (\$)	# Of Accounts
Total Water	8,559.80	215
Total Late Charge	400.00	80
Total Reconnect Fee	25.00	1
Total Adjustments	659.58	4
Total 1% TCEQ FEE	85.62	215
Total Current Charges	9,730.00	215
Amount Past Due 1-30 Days	1,468.23	46
Amount Past Due 31-60 Days	299.96	19
Amount Past Due Over 60 Days	5,952.55	18
Amount Of Overpayments/Prepayments	-3,931.68	106
Total Receivables	13,519.06	204

Total Receipts On Account	6,409.79	125
Net Change in Deposits	0.00	0
Amount of All Deposits	9,300.00	186

Turned Off Accounts (Amount Owed)	0.00	58
Collection Accounts (Amount Owed)	0.00	
Number Of Unread (Turned On) Meters		5
Average Usage For Active Meters	6,476	221
Average Water Charge For Active Meters	38.73	215

Usage Groups	Gallons	# Of Accounts	Usage	Gallons	% Of Usage	% Of Sales
Over 50,000		1	207,000		14.80	7.43
40,001-50,000		0	0		0.00	0.00
30,001-40,000		0	0		0.00	0.00
20,001-30,000		2	57,000		4.07	3.88
10,001-20,000		19	259,000		18.51	13.76
8,001-10,000		16	152,000		10.87	8.12
6,001-8,000		23	175,000		12.51	10.58
4,001-6,000		61	342,000		24.45	25.79
2,001-4,000		43	152,000		10.87	15.37
1-2,000		36	55,000		3.93	11.32
Zero Usage		15	0		0.00	3.76
Total Meters		221	1,399,000		100.00	100.00

System Totals Report

SUBURBAN UTILITY COMPANY

Water Pumped This Month

1,814,000 Gallons

Water Sold This Month

1,150,000 Gallons

Reprinted System Totals Report for 12-16

	Amount (\$)	# Of Accounts
Total Water	7,913.05	215
Total Late Charge	540.00	108
Total Adjustments	-468.58	3
Total 1%-TCEQ FEE	79.02	215
Total Current Charges	8,063.49	215
Amount Past Due 1-30 Days	1,937.04	46
Amount Past Due 31-60 Days	537.34	25
Amount Past Due Over 60 Days	6,127.55	18
Amount Of Overpayments/Prepayments	-3,585.71	115
Total Receivables	13,079.71	205
Total Receipts On Account	8,502.84	163
Net Change in Deposits	0.00	0
Amount of All Deposits	9,300.00	186
Turned Off Accounts (Amount Owed)	0.00	58
Collection Accounts (Amount Owed)	0.00	
Number Of Unread (Turned On) Meters		-6
Average Usage For Active Meters	5.348	221
Average Water Charge For Active Meters	35.81	215

Usage Groups	Gallons	# Of Accounts	Usage	Gallons	% Of Usage	% Of Sales
Over 50,000		1	73,000		6.35	2.66
40,001-50,000		0	0		0.00	0.00
30,001-40,000		1	32,000		2.78	1.20
20,001-30,000		3	71,000		6.17	4.86
10,001-20,000		12	172,000		14.96	8.16
8,001-10,000		9	85,000		7.39	4.93
6,001-8,000		18	134,000		11.65	8.87
4,001-6,000		59	332,000		28.87	28.79
2,001-4,000		56	187,000		16.26	21.94
1-2,000		40	64,000		5.57	13.95
Zero Usage		16	0		0.00	4.65
Total Meters		221	1,150,000		100.00	100.00

ATTACHMENT 1-32

12:59 PM

01/23/17

Accrual Basis

Suburban Utility Company
Balance Sheet
As of December 31, 2015

	Dec 31, 15
ASSETS	
Current Assets	
Checking/Savings	
FIRST NATIONAL BANK	-2,883.67
Plains Capital Bank	32,384.30
Suburban CIP Account	-18,821.89
Total Checking/Savings	10,678.74
Accounts Receivable	
Accounts Receivable	1,000.00
Total Accounts Receivable	1,000.00
Other Current Assets	
Inventory Asset	1,000.00
Total Other Current Assets	1,000.00
Total Current Assets	12,678.74
Fixed Assets	
Fixed Assets	
Accumulated Depreciation	-593,852.00
Field Equipment	418,779.81
Furniture & Office Equipment	6,482.00
Land	6,232.00
Pumps & Pump Houses	21,409.39
Water Lines	182,626.67
Water Tanks	23,019.00
Total Fixed Assets	64,696.87
Total Fixed Assets	64,696.87
TOTAL ASSETS	77,375.61
LIABILITIES & EQUITY	
Liabilities	
Current Liabilities	
Accounts Payable	
Accounts Payable	43,222.50
Total Accounts Payable	43,222.50
Other Current Liabilities	
Customer Deposits	41,560.00
Improvement Liabilities	
Plant Improvements	5,800.00
Water Main Improvements	22,500.00
Total Improvement Liabilities	28,300.00
Loans	
TCEQ Water Assess. Fees Loan	2,344.72
TCEQ Water System Fees Loan	-1,334.96
Total Loans	1,009.76
Property Tax Payable	187,139.03
TDH Regulatory Expense Payable	-8,621.56
Total Other Current Liabilities	249,387.23
Total Current Liabilities	292,609.73
Total Liabilities	292,609.73
Equity	
Owner's Capital	1,000.00

12:59 PM

01/23/17

Accrual Basis

Suburban Utility Company

Balance Sheet

As of December 31, 2015

	Dec 31, 15
Paid In Capital	71,981.81
Retained Earnings	-167,379.80
Net Income	-120,836.13
Total Equity	-215,234.12
TOTAL LIABILITIES & EQUITY	77,375.61

1:00 PM

01/23/17

Accrual Basis

Suburban Utility Company

Balance Sheet

As of June 30, 2016

	Jun 30, 16
ASSETS	
Current Assets	
Checking/Savings	
FIRST NATIONAL BANK	-2,883.67
Plains Capital Bank	-1,022.31
Spirit of Texas Bank	11,693.79
Suburban CIP Account	-18,821.89
Total Checking/Savings	-11,034.08
Accounts Receivable	
Accounts Receivable	1,000.00
Total Accounts Receivable	1,000.00
Other Current Assets	
Inventory Asset	1,000.00
Total Other Current Assets	1,000.00
Total Current Assets	-9,034.08
Fixed Assets	
Fixed Assets	
Accumulated Depreciation	-593,852.00
Field Equipment	422,048.68
Furniture & Office Equipment	6,482.00
Land	6,232.00
Pumps & Pump Houses	21,409.39
Water Lines	182,626.67
Water Tanks	23,019.00
Total Fixed Assets	67,965.74
Total Fixed Assets	67,965.74
TOTAL ASSETS	58,931.66
LIABILITIES & EQUITY	
Liabilities	
Current Liabilities	
Accounts Payable	
Accounts Payable	80,994.69
Total Accounts Payable	80,994.69
Other Current Liabilities	
Customer Deposits	41,460.00
Improvement Liabilities	
Plant Improvements	5,800.00
Water Main Improvements	22,500.00
Total Improvement Liabilities	28,300.00
Loans	
TCEQ Water Assess. Fees Loan	2,344.72
TCEQ Water System Fees Loan	-1,334.96
Total Loans	1,009.76
Property Tax Payable	187,139.03
TDH Regulatory Expense Payable	-8,621.56
Total Other Current Liabilities	249,287.23
Total Current Liabilities	330,281.92
Total Liabilities	330,281.92
Equity	

1:00 PM

01/23/17

Accrual Basis

Suburban Utility Company

Balance Sheet

As of June 30, 2016

	Jun 30, 16
Owner's Capital	1,000.00
Paid In Capital	71,981.81
Retained Earnings	-167,379.80
Net Income	-176,952.27
Total Equity	-271,350.26
TOTAL LIABILITIES & EQUITY	58,931.66

Suburban Utility Company
Statement of Cash Flows
January through December 2015

	Jan - Dec 15
OPERATING ACTIVITIES	
Net Income	-141,787.81
Adjustments to reconcile Net Income to net cash provided by operations:	
Accounts Payable	30,195.01
Customer Deposits	-50.00
TDH Regulatory Expense Payable	-476.56
Net cash provided by Operating Activities	-112,119.36
INVESTING ACTIVITIES	
Fixed Assets:Field Equipment	-815.58
Net cash provided by Investing Activities	-815.58
Net cash increase for period	-112,934.94
Cash at beginning of period	123,613.68
Cash at end of period	<u><u>10,678.74</u></u>

Suburban Utility Company
Statement of Cash Flows
January through June 2016

	<u>Jan - Jun 16</u>
OPERATING ACTIVITIES	
Net Income	-56,116.14
Adjustments to reconcile Net Income to net cash provided by operations:	
Accounts Payable	37,772.19
Customer Deposits	-100.00
	<hr/>
Net cash provided by Operating Activities	-18,443.95
INVESTING ACTIVITIES	
Fixed Assets:Field Equipment	-3,268.87
	<hr/>
Net cash provided by Investing Activities	-3,268.87
	<hr/>
Net cash increase for period	-21,712.82
Cash at beginning of period	10,678.74
	<hr/>
Cash at end of period	<u><u>-11,034.08</u></u>

ATTACHMENT 1-37

No. D-1-GN-14-003376

State of Texas vs Suburban Utility Co.

Agreed Final Judgement

And

Permanent Injunction

Effective Date: January 19, 2016

SC JAN 19 2016
At 3:22 P.M.
Velva L. Price, District Clerk

NO. D-1-GN-14-003376

STATE OF TEXAS,
Plaintiff

v.

SUBURBAN UTILITY CO.,
Defendant

§
§
§
§
§
§
§

IN THE DISTRICT COURT OF

TRAVIS COUNTY, TEXAS

353RD JUDICIAL DISTRICT

AGREED FINAL JUDGMENT AND PERMANENT INJUNCTION

Plaintiff, the State of Texas, and Defendant, Suburban Utility Co., submitted to the Court this Agreed Final Judgment and Permanent Injunction ("Judgment"). By presenting this Judgment to the Court, the State of Texas announces that it has published notice of this Judgment in the *Texas Register* for thirty (30) days as required by Texas Water Code section 7.110, and received no comments that the proposed settlement is inappropriate, improper, inadequate, or inconsistent with applicable law. Therefore, by the duly authorized signatures subscribed to this Judgment, all parties represent to the Court that they agree to the terms of this Judgment, and that the Judgment represents the compromise and settlement of all matters that were placed in issue by the *State's Fourth Amended Petition and Application for Injunctive Relief*.

The Court finds that it has jurisdiction over the subject matter of this action pursuant to Chapters 7 and 13 of the Texas Water Code. The Court finds this Judgment to be proper, necessary, and in the best interest of justice.

IT IS THEREFORE ORDERED, ADJUDGED, AND DECREED as follows:



1. DEFINITIONS

1.1 As used in this Judgment, the words and terms set forth below have the following meanings:

- A. "Suburban" shall mean Defendant Suburban Utility Co., its officers, directors, managers, principals, partners, owners, employees, agents, servants, and all persons in active concert or participation with Suburban, on its behalf or under its control.
- B. "Effective Date" shall mean the date on which the Court signs this Judgment.
- C. "Castlewood" shall mean the ground-water system located at 2622 1/2 Balmorhea Avenue, Houston, Texas.
- D. "Reservoir Acres" shall mean the ground-water system located at 8119 Jackstone Drive, Houston, Texas.
- E. "Beaumont Place" shall mean the ground-water system located at 13141 Flagstaff Lane, Houston, Texas and 12709 Danvers Lane, Houston, Texas.
- F. "Cypress Bend" shall mean the ground-water system located at 12026 Hamblin, Cypress, Harris County, Texas.
- G. "TCEQ" shall mean the Texas Commission on Environmental Quality.
- H. The "State" shall mean the State of Texas.
- I. "Days" shall mean calendar days.
- J. "gpm" shall mean gallons per minute.
- K. "Injunction" shall mean the Permanent Injunction in this Agreed Final Judgment and Permanent Injunction.
- L. "Judgment" shall mean this Agreed Final Judgment and Permanent Injunction.

2. COMMITMENTS BY DEFENDANT.

2.1 Suburban acknowledges receipt of a copy of this Judgment, is aware of the duties placed upon it by the injunctive provisions contained in this Judgment, and is desirous and capable of carrying out those duties in full.

2.2 Suburban acknowledges that it has a true and correct copy of Chapter 290 of Title 30 of the Texas Administrative Code. Suburban further agrees that the terms of said document are hereby incorporated by reference and that it waives any objection that such document is not attached to this Judgment.

2.3 Suburban waives the necessity of the issuance and service of a writ of injunction pursuant to Rule 692 of the Texas Rules of Civil Procedure.

3. INJUNCTION

3.1 Castlewood:

- A. Within 45 Days of the Effective Date of this Injunction, Suburban shall repair any existing leaks on any and all ground storage tanks.
- B. Within 60 Days of the Effective Date of this Injunction, Suburban shall seek TCEQ and other necessary government authority approval to install additional well capacity so that Suburban maintains two or more wells having a total capacity of 0.6 gpm per connection or 203.4 total gpm, whichever is more, at Castlewood. Within 220 Days of the Effective Date of this Injunction, Suburban shall install and submit proof of installation of additional well capacity at Castlewood to the State.
- C. Within 60 Days of the Effective Date of this Injunction, Suburban shall seek the TCEQ and other necessary government authority approval to install additional storage tank capacity so that Suburban maintains a total storage tank capacity of 200 gallons per connection or 67,800 total gallons, whichever is more, at Castlewood. Within 220 Days of the Effective Date of this Injunction, Suburban shall install and submit proof of installation of additional storage tank capacity at Castlewood to the State.
- D. Within 90 Days of the Effective Date of this Injunction, Suburban shall provide emergency power in accordance with its Emergency Preparedness Plan ("EPP").

Specifically, Suburban shall maintain automatically starting auxiliary generators at Castlewood. Alternatively, within 90 Days of the Effective Date of this Injunction, Suburban shall submit for approval a modified EPP selecting Option 3a to the TCEQ. Specifically, Suburban shall utilize the Texas Water/Wastewater Agency Response Network ("TXWARN") to receive alternative power equipment during an emergency.

Water Outages

- E. Within 20 Days of the Effective Date of this Injunction, Suburban shall ensure that all electrical wiring at Castlewood is properly secured and covered in accordance with local and national code and shall within 30 Days of the Effective Date of this Injunction provide a copy of an electrical inspection report to the State, documenting that the electrical system is in accordance with local and national codes.
- F. Within 60 days of the Effective Date of this Injunction, Suburban shall maintain an auto dialer at Castlewood, which shall automatically alert Suburban of a water pressure drop or water outage at Castlewood.
- G. Within 60 days of the Effective Date of this Injunction, Suburban shall maintain an electrical phase monitor at Castlewood, which shall protect and re-start electrical equipment in the event of a phase power loss.
- H. Within 30 days of the Effective Date of this Injunction, Suburban shall perform a Monthly Water Quantity Comparison ("MWQC") comparing the quantity of water sold versus the quantity of water produced at Castlewood to determine water loss in the distribution system. The MWQC shall also include:
 - i. Customer complaints concerning water loss or leaks and how Suburban responds to the complaints.
 - ii. Any repairs and/or infrastructure construction or replacement due to water loss or leaks.

Thereafter, Suburban shall perform the MWQC on a monthly basis. At the end of 12 months, Suburban shall provide to the State an annual report including all 12 MWQCs.

If any MWQC or the Water Loss Audit (see part I) shows a water loss greater than 10%, Suburban shall make repairs to address any such water loss, including meter and line replacement, and provide documentation, including photographs, that the repairs have been performed, or a timeline for their accomplishment to the State within 30 Days of such determination.

- I. Within 120 Days of the Effective Date of this Injunction, Suburban shall conduct and submit to the State a Water Loss Audit of the Castlewood distribution system, including identifying leaking infrastructure. The audit shall be conducted in accordance with the Texas Water Development Board ("TWDB") manual "Water Loss Audit Manual for Texas Utilities" revised March 2008. The TWDB manual is available at:
<http://www.twdb.texas.gov/conservation/resources/waterloss-resources.as>
- J. Within 180 Days of the Effective Date of this Injunction, Suburban shall submit to the State an infrastructure replacement plan that includes a schedule for replacement of water distribution lines that are past their useful life.

3.2 Beaumont Place:

- A. Within 60 Days of the Effective Date of this Injunction, Suburban shall ensure that all electrical wiring at Beaumont Place is properly secured and covered in accordance with local and national code and shall within 60 Days of the Effective Date of this Injunction provide a copy of an electrical inspection report to the State, documenting that the electrical system is in accordance with local and national code.
- B. Within 45 Days of the Effective Date of this Injunction, Suburban shall repair any existing leaks on any and all storage tanks.
- C. Within 60 Days of the Effective Date of this Injunction, Suburban shall seek TCEQ and other necessary government authority approval to install additional well capacity so that Suburban maintains two or more wells having a total capacity of 0.6 gpm per connection or 317.4 total gpm, whichever is more, at Beaumont Place. Within 250 Days of the Effective Date of this Injunction, Suburban shall install and submit proof of installation of additional well capacity at Beaumont Place to the State.
- D. Within 60 Days of the Effective Date of this Injunction, Suburban shall seek TCEQ and other necessary government authority approval to install additional storage tank capacity so that Suburban maintains a total storage tank capacity of 200 gallons per connection or 105,800 total gallons, whichever is more, at Beaumont Place. Within 250 Days of the Effective Date of this Injunction, Suburban shall install and submit proof of installation of additional storage tank capacity at Beaumont Place to the State.
- E. Within 60 Days of the Effective Date of this Injunction, Suburban shall seek TCEQ and other necessary government authority approval to install additional pressure tank capacity of 20 gallons per connection or 10,580 gallons, whichever is more, at

Beaumont Place. Within 250 Days of the Effective Date of this Injunction, Suburban shall install and submit proof of installation of additional capacity at Beaumont Place to the State.

- F. Within 120 Days of the Effective Date of this Injunction, Suburban shall obtain and file in the appropriate county property records a sanitary control easement or easements covering all land within 150 feet of each and every well in service at Beaumont Place. Alternatively, within 120 Days of the Effective Date of this Injunction, Suburban shall obtain an exception under 30 Tex. Admin. Code § 290.39(l).
- G. Within 90 Days of the Effective Date of this Injunction, Suburban shall provide emergency power in accordance with its Emergency Preparedness Plan ("EPP"). Specifically, Suburban shall maintain automatically starting auxiliary generators at Beaumont Place. Alternatively, within 90 Days of the Effective Date of this Injunction, Suburban shall submit for approval a modified EPP selecting Option 3a to the TCEQ. Specifically, Suburban shall utilize the Texas Water/Wastewater Agency Response Network ("TXWARN") to receive alternative power equipment during an emergency.

3.3 Reservoir Acres:

- A. Within 90 Days of the Effective Date of this Injunction, Suburban shall ensure that all electrical wiring at Reservoir Acres is properly secured and covered in accordance with local and national code and shall within 90 Days of the Effective Date of this Injunction provide a copy of an electrical inspection report to the State, documenting that the electrical system is in accordance with local and national code.
- B. Within 60 Days of the Effective Date of this Injunction, Suburban shall seek TCEQ and other necessary government authority approval to install additional storage tank capacity so that Suburban maintains a total storage tank capacity of 200 gallons per connection or 43,400 total gallons, whichever is more, at Reservoir Acres. Within 300 Days of the Effective Date of this Injunction, Suburban shall install and submit proof of installation of additional storage tank capacity at Reservoir Acres to the State.
- C. Within 60 Days of the Effective Date of this Injunction, Suburban shall seek TCEQ and other necessary government authority approval to install additional pressure tank capacity of 20 gallons per connection or 4,340 gallons, whichever is more, or an elevated storage capacity of 100 gallons per connection or 21,700 gallons, whichever is more, at Reservoir Acres. Within 300 Days of the Effective Date of this Injunction, Suburban shall install and submit proof of installation of additional capacity at Reservoir Acres to the State.

- D. Within 120 Days of the Effective Date of this Injunction, Suburban shall obtain and file in the appropriate county property records a sanitary control easement or easements covering all land within 150 feet of each and every well in service at Reservoir Acres. Alternatively, within 120 Days of the Effective Date of this Injunction, Suburban shall obtain an exception under 30 Tex. Admin. Code § 290.39(l).
- E. Within 90 Days of the Effective Date of this Injunction, Suburban shall provide emergency power in accordance with its Emergency Preparedness Plan ("EPP"). Specifically, Suburban shall maintain automatically starting auxiliary generators at Reservoir Acres. Alternatively, within 90 Days of the Effective Date of this Injunction, Suburban shall submit for approval a modified EPP selecting Option 3a to the TCEQ. Specifically, Suburban shall utilize the Texas Water/Wastewater Agency Response Network ("TXWARN") to receive alternative power equipment during an emergency.

3.4 Cypress Bend:

- A. Within 30 Days of the Effective Date of this Injunction, Suburban shall have inspected the ground storage tank and pressure tank at Cypress Bend, in accordance with 30 Tex. Admin Code § 290.46(m)(1), and submit copies of the inspection reports to the State.
- B. Within 30 Days of the Effective Date of this Injunction, Suburban shall calibrate all well meters and submit a copy of the well meter calibration report to the TCEQ within 14 days of calibrating the meters. Thereafter, Suburban shall calibrate all well meters in accordance with 30 Tex. Admin Code § 290.46(s)(1).
- C. Within 30 days of the Effective Date of this Injunction, Suburban shall have in place and available for TCEQ review monthly reports of water works operation at Cypress Bend as set forth in 30. Tex. Admin. Code § 290.46(f)(3)(A), including but not limited to, documents showing the amount of chemicals used each week; the volume of water treated each week; the date, location and nature of water quality; pressure or outage complaints and the results of any subsequent complaint investigations; dates that dead-end mains were flushed; and maintenance records for water system equipment and facilities.
- D. Within 60 Days of the Effective Date of this Injunction, Suburban shall seek TCEQ and other necessary government authority approval to install additional storage tank capacity so that Suburban maintains a total storage tank capacity of 200 gallons per connection or 46,200 total gallons, whichever is more, at Cypress Bend. Within 320 Days of the Effective Date of this Injunction, Suburban shall install and submit proof of installation of additional storage tank capacity at Cypress Bend to the State.

- E. Within 60 Days of the Effective Date of this Injunction, Suburban shall seek TCEQ and other necessary government authority approval to install additional well capacity so that Suburban maintains a total well capacity of 0.6 gpm per connection or 138.6 total gpm, whichever is more, at Cypress Bend. Within 320 Days of the Effective Date of this Injunction, Suburban shall install and submit proof of installation of additional well capacity at Cypress Bend to the State.
- F. Within 120 Days of the Effective Date of this Injunction, Suburban shall obtain and file in the appropriate county property records a sanitary control easement or easements covering all land within 150 feet of the each and every well in service at Cypress Bend. Alternatively, within 120 Days of the Effective Date of this Injunction, Suburban shall obtain an exception under 30 Tex. Admin. Code § 290.39(l).

3.5 Suburban shall submit all documentation required by this Injunction to:

Order Compliance Team
Enforcement Division, MC 149A
Texas Commission on Environmental Quality
P.O. Box 13087
Austin, Texas 78711-3087

and

Emily Petrick / Amy Davis
Environmental Protection Division
Office of the Attorney General, AG # 143482701
P.O. Box 12548, MC-066
Austin, Texas 78711-2548

Unless otherwise provided, Suburban shall submit to the addresses above any other documentation that is required by this Judgment to be submitted to the State.

4. DEADLINE EXTENSIONS

4.1 The State may grant an extension of any deadline in the Injunction. All requests for extensions by Suburban shall be made in writing to the Office of the Attorney General of Texas ("OAG") and the TCEQ at the addresses listed in paragraph 3.5 of this Judgment. Suburban shall submit the request to the TCEQ and the OAG within a reasonable time before the deadline that Suburban seeks to extend, but not less than 14 days before the deadline unless an emergency exists and the emergency was not reasonably expected. A deadline shall be extended by the TCEQ or OAG upon a written and substantial showing that:

- A. Suburban has made and continues to make good faith efforts to meet the deadline;
- B. the failure to meet the deadline is due to events or persons beyond Suburban's reasonable control, including any delay caused by a contractor's failure to perform improvements within a timely manner and at no fault of Suburban and;
- C. but for said events or persons, the deadline would be attained.

4.2 Extensions are not effective until Suburban receives written approval from the TCEQ or OAG. The TCEQ or OAG shall respond within 14 days of receipt of the request to extend the deadline.

5. CIVIL PENALTIES

5.1 The State of Texas shall have judgment against Suburban for civil penalties in the amount of TWO HUNDRED TWENTY-FIVE THOUSAND DOLLARS (\$225,000.00).

6. ATTORNEY'S FEES

6.1 The State of Texas shall have judgment against Suburban for attorney's fees in the amount of SEVENTY-FIVE THOUSAND DOLLARS (\$75,000.00).

7. PAYMENT

7.1 Suburban shall make payment on the amounts awarded to the State in this Judgment as follows:

- A. Suburban shall pay \$10,000.00 to the State no later than 30 Days after the Effective Date of the Judgment.
- B. Suburban shall pay an additional \$190,000.00 to the State in forty-eight consecutive monthly payments. The first payment of \$3,958.33 shall be sent to the State on or before the fifteenth Day of the month in which the sixtieth Day after the Effective Date of the Judgment occurs. The following forty-seven payments of \$3,958.33 each shall be sent to the State on or before the fifteenth Day of each consecutive month thereafter.

7.2 The State shall have the right to initiate collection proceedings on any overdue amounts if the payment is more than thirty Days late. If a payment becomes late by more than sixty Days, all remaining payments shall be immediately due and payable without notice and will be subject to all available collection processes.

7.3 All amounts required to be paid to the State in accordance with this Judgment shall be paid by certified check made payable to the "State of Texas" and shall reference "AG No. 143482701." Checks shall be delivered to Division Chief, Environmental Protection Division, Office of the Attorney General, P.O. Box 12548, Capitol Station, Austin, Texas 78711-2548.

8. RELEASE FOR COMPLIANCE

8.1 If Suburban timely complies with all terms in this Judgment, the State agrees to release Suburban from payment of \$100,000.00 due on this Judgment for civil penalties (the "Deferred

Judgment Amount”). If Suburban does not timely comply with any term in this Judgment, the Deferred Judgment Amount shall become due and payable within 30 Days after the State provides notice to Suburban that it has not timely complied with a term in the Judgment.

8.2 The State shall take no other action to collect on the Deferred Judgment Amount, except that the State may abstract the Deferred Judgment Amount, unless or until Suburban does not timely comply with any term in the Judgment.

8.3 Upon timely compliance with all terms in the Judgment, Suburban may in writing request from the State a release from the Deferred Judgment Amount. The State shall provide the release of the Judgment in writing if Suburban has timely complied with all terms in the Judgment.

8.4 Suburban’s compliance with any term in the Judgment shall be considered timely if Suburban complies with the term’s deadline(s) and/or if Suburban receives approval from the State to extend the term’s deadline(s) and complies with the extended deadline(s) approved by the State.

9. PLAINTIFF’S RESERVATION OF RIGHTS

9.1 Notwithstanding any other provision of this Judgment, the State reserves, and this Judgment is without prejudice to, all rights against Suburban with respect to all other matters, including but not limited to, the following:

- A. claims that are not within the enforcement authority of the TCEQ;
- B. claims based on a failure of Suburban to meet a requirement of this Judgment;
- C. criminal liability; and
- D. liability for violations of federal, state or local law that occur on or after the Effective Date of this Judgment.

9.2 This Judgment shall not be construed in any way to relieve Suburban or its agents or

contractors from the obligation to comply with any federal, state or local law.

9.3 The TCEQ and the State reserve their right to seek additional administrative and/or civil penalties for violations of the Health and Safety Code, the Water Code and rules of the TCEQ that occur after the Effective Date of this Judgment.

10. PUBLIC NOTICE

10.1 The signature on this Judgment for the State is subject to the public notice and comment required by the Texas Water Code Section 7.110. This Judgment will not be presented to the Court and the State's consent will not be effective until public notice of this Judgment has been published in the *Texas Register*, the public has been given thirty (30) days during which to comment to the State on the terms of this Judgment, and the State has re-affirmed its consent after considering any comments by presenting the Judgment to the Court for signature and entry.

11. RETENTION OF JURISDICTION

11.1 This Court retains jurisdiction over both the subject matter of this Judgment and the State and Suburban (the "Parties") for the duration of the performance of the terms and provisions of this Judgment for the purpose of enabling the State or Defendant to apply to the Court at any time for such further direction or relief as may be necessary or appropriate for the construction or modification of this Judgment, to effectuate or enforce compliance with its terms, or to resolve disputes related to it.

12. POST-JUDGMENT INTEREST

12.1 Suburban shall pay post-judgment interest on all amounts required to be paid in Section 7 of this Judgment at the legal rate of 5.00 percent per annum from the date that the amounts are five days overdue to the State, until paid.

12.2 Suburban shall pay post-judgment interest on the Deferred Judgment Amount at the legal rate of 5.00 per cent per annum from five Days after the date that the Deferred Judgment Amount is due under paragraph 8.1 of this Judgment until paid.

13. GENERAL PROVISIONS

13.1 This Judgment constitutes the entire agreement between the Parties and supersedes any and all prior agreements or understandings between the Parties relating to the referenced cause, including but not limited to, Rule 11 agreements between the Parties prior to the signing of this Judgment.

13.2 Nothing in this Judgment shall be construed to create any rights in, or grant any cause of action to, any person not a party to this Judgment.

13.3 This Judgment may be executed in multiple parts, which together shall constitute a single original instrument. Any executed signature page to this Judgment may be transmitted by facsimile or email to the other Party, which shall constitute an original signature for all purposes.

13.4 The State shall be allowed such writs and processes as may be needed for the enforcement of this Judgment.

13.5 Each of the undersigned representatives of a party to this Judgment certifies that it is fully authorized to enter into the terms and conditions of the Judgment and to legally execute and bind that party to this Judgment.

13.6 The Parties waive any appeal from this Judgment.

13.7 This Judgment disposes of all parties and all claims in this cause.

Signed this 19th day of January, 2015. ET

Judge Presiding *Suburban*

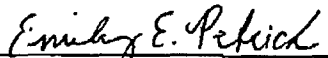
AGREED TO AND ENTRY REQUESTED BY:

KEN PAXTON
Attorney General of Texas

CHARLES E. ROY
First Assistant Attorney General

JAMES E. DAVIS
Deputy Attorney General for Civil Litigation

PRISCILLA M. HUBENAK
Chief, Environmental Protection Division


EMILY E. PETRICK
Assistant Attorney General
State Bar No. 24077709
emily.petrick@texasattorneygeneral.gov

AMY E. DAVIS
Assistant Attorney General
State Bar No. 24082897
amy.davis@texasattorneygeneral.gov

EKATERINA DEANGELO
Assistant Attorney General
State Bar No. 24087398
ekaterina.deangelo@texasattorneygeneral.gov

Office of the Attorney General
Environmental Protection Division
P.O. Box 12548, MC 066
Austin, Texas 78711-2548
Tel.: (512) 463-2012
Fax: (512) 320-0911

ATTORNEYS FOR THE PLAINTIFF,
THE STATE OF TEXAS

Mitchell M. Martin, Jr.
Mitchell M. Martin, Jr.
President, Suburban Utility Co.

DEFENDANT

LES ROMO
State Bar No. 17225800
Lcsromo.lawoffice@gmail.com

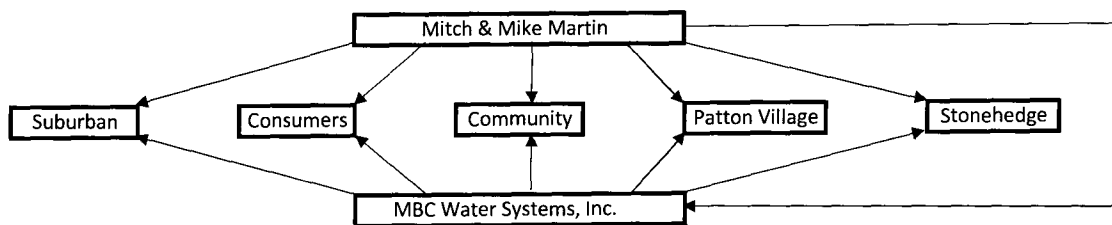
Law Office of Les Romo
307 Shannon Lane
Georgetown, Texas 78628-3655

ATTORNEY FOR DEFENDANT SUBURBAN
UTILITY CO.

Les Romo
Presiding Judge

January 19th, 2016

ATTACHMENT 1-39



ATTACHMENT 1-42

Suburban Utility Co.

PO Box 455
Spring, Texas 77383-0455

March 9, 2016

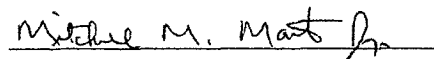
To: Order Compliance Team
Enforcement Division, MC 149A
Texas Commission on Environmental Quality
P.O. Box 13087
Austin, Texas 78711-3087

Re: Cause No. D-1-GN-14-003376
Compliance Item No. 3.1(A)

To whom it may concern:

This letter is to confirm that as of Friday, March 4, 2016, the ground storage tank at the Castlewood water plant is no longer leaking.

Best Regards,


Mitchell M. Martin, Jr. – President
Suburban Utility Co.

Suburban Utility Co.

PO Box 455
Spring, Texas 77383-0455

To: Order Compliance Team
Enforcement Division, MC 149A
Texas Commission on Environmental Quality
P.O. Box 13087
Austin, Texas 78711-3087

Re: Cause No. D-1-GN-14-003376
Compliance Item No. 3.1(B)/(C)

To whom it may concern:


The funds necessary to install additional well and ground storage capacity at the Castlewood Subdivision are not yet available.

Suburban Utility Co. sincerely desires to bring this system into compliance with the terms of the permanent injunction just as soon as possible and we appreciate your understanding that obtaining the necessary funds for capital improvements is difficult at best.

We continue to look into all possible sources of capital and wish this matter was under our full control, but as a rate regulated entity, it is not.

At this time, Suburban Utility Co. is asking for an extension on these compliance items and we thank you for giving this request consideration.

Best Regards,



Mitchell M. Martin, Jr. – President
Suburban Utility Co.

T & K Electric

12518 Anmar Dr.
Cleveland, TX 77328
281-593-1289 or 281-414-3707
Fax: 281-593-1289

February 10, 2016

Suburban Utility Company

The electrical wiring was inspected on Friday 5, 2016. All of the electrical wiring at Castlewood is properly secured and covered in accordance with local and national code.

Sincerely,

A handwritten signature in black ink, appearing to read 'Tim Kowis', with a long horizontal flourish extending to the right.

Tim Kowis
dba T & K Electric

Suburban Utility Co.

PO Box 455
Spring, Texas 77383-0455

March 18, 2016

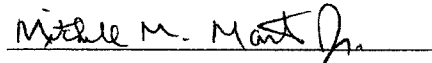
To: Order Compliance Team
Enforcement Division, MC 149A
Texas Commission on Environmental Quality
P.O. Box 13087
Austin, Texas 78711-3087

Re: Cause No. D-1-GN-14-003376
Compliance Item No. 3.1(F);
Auto Dialer at Castlewood

To whom it may concern:

As per the requirements of Item No. 3.1(F) of the Permanent Injunction, an auto dialer that will "automatically alert Suburban of a water pressure drop or water outage at Castlewood" has been installed at the Castlewood water plant site.

Best Regards,



Mitchell M. Martin, Jr. – President
Suburban Utility Co.

Suburban Utility Co.

PO Box 455
Spring, Texas 77383-0455

March 18, 2016


To: Order Compliance Team
Enforcement Division, MC 149A
Texas Commission on Environmental Quality
P.O. Box 13087
Austin, Texas 78711-3087

Re: Cause No. D-1-GN-14-003376
Compliance Item No. 3.1(G);
Phase Monitor at Castlewood

To whom it may concern:

As per the requirements of Item No. 3.1(G) of the Permanent Injunction, an electrical phase monitor that will "protect and re-start electrical equipment in the event of a phase loss" has been installed at the Castlewood water plant site.

Best Regards,



Mitchell M. Martin, Jr. – President
Suburban Utility Co.

Suburban Utility Co. - Castlewood Subdivision - PWS ID. No. 1010111

Monthly Water Quantity Comparison

January 2016

(12-18-15 to 01-19-16)

Water Pumped This Month (Gallons):	4,849,000
Water Sold This Month (Gallons) :	1,899,000
Water Loss This Month (Gallons) :	2,950,000
Water Loss This Month (%) :	60.84%

Usage Groups (Gallons)	No. of Active Accounts	Usage (Gallons)	Percentage of Usage
Over 50,000	1	158,000	8.32%
40,001 - 50,000	1	48,000	2.53%
30,001 - 40,000	2	70,000	3.69%
20,001 - 30,000	3	74,000	3.90%
10,001 - 20,000	18	246,000	12.95%
8,001 - 10,000	20	191,000	10.06%
6,001 - 8,000	37	275,000	14.48%
4,001 - 6,000	90	493,000	25.96%
2,001 - 4,000	68	240,000	12.64%
1 - 2,000	64	104,000	5.48%
Zero Usage	41	0	0.00%
Totals:	345	1,899,000	100.00%

Average Gallons Pumped Per Active Account

4,849,000 ÷ 345 = 14,055

Average Gallons Sold Per Active Account

1,899,000 ÷ 345 = 5,504

Average Gallons Sold Per Non-Zero Active Account

1,899,000 ÷ 304 = 6,247

Customer Complaints concerning water loss or leaks

12-22-15	Complaint	- Main Line Leak at 2435 Verhalen Ave.
	Investigation	- No apparent leak on water main - some water standing in ditch, possibly rainwater.
	Resolution	- Monitor to see if the ditch dries up.
01-13-16	Complaint	- Leak at 2611 Lauder Road.
	Investigation	- Building contractor broke the water main & tap while installing new drainage culverts.
	Resolution	- Repaired broken water main and tap.
01-14-16	Complaint	- Leak at 2611 Lauder Road.
	Investigation	- Building contractor broke the water main (2nd Time) while installing new drainage culverts.
	Resolution	- Repaired broken water main.
01-19-16	Complaint	- Leak at 2611 Lauder Road.
	Investigation	- Slight leak at previous repair.
	Resolution	- Adjusted repair clamp and retightened.

Suburban Utility Co.

PO Box 455
Spring, Texas 77383-0455

March 18, 2016

To: Order Compliance Team
Enforcement Division, MC 149A
Texas Commission on Environmental Quality
P.O. Box 13087
Austin, Texas 78711-3087

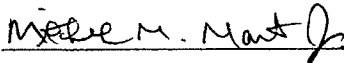
Re: Cause No. D-1-GN-14-003376
Compliance Item No. 3.1(H);
Preliminary Timeline

To whom it may concern:

As per the requirements of Item No. 3.1(H) of the Permanent Injunction, you will find attached to this letter, a timeline indicating how Suburban Utility Co. (the "Utility") intends to address the water loss at the Castlewood water system.

This timeline is preliminary in nature, and will be updated as soon as Item No. 3.1(I), the Water Loss Audit, is completed.

Best Regards,



Mitchell M. Martin, Jr. – President
Suburban Utility Co.

T & K Electric

12518 Anmar Dr.
Cleveland, TX 77328
281-593-1289 or 251-414-3707
Fax: 281-593-1289
TECL 20866

March 3, 2016

Beaumont Place
Danvers Plant

The electrical wiring was inspected and passed. All of the electrical wiring at the Danvers Plant is properly secured and covered in accordance with local and national code.

Sincerely,

A handwritten signature in black ink, appearing to read 'Tim Kowis', with a long horizontal flourish extending to the right.

Tim Kowis
Dba T&K Electric

Suburban Utility Co.

PO Box 455
Spring, Texas 77383-0455

April 12, 2016

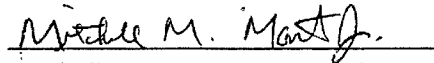
To: Order Compliance Team
Enforcement Division, MC 149A
Texas Commission on Environmental Quality
P.O. Box 13087
Austin, Texas 78711-3087

Re: Cause No. D-1-GN-14-003376
Compliance Item No. 3.2(A)

To whom it may concern:

This letter is to confirm that as of Tuesday, April 5, 2016, all electrical wiring at the Beaumont Place Flagstaff water plant is properly secured and covered in accordance with local and national code.

Best Regards,



Mitchell M. Martin, Jr. – President
Suburban Utility Co.

Enclosure: Electrical inspection report.

T & K Electric

12518 Anmar Dr.
Cleveland, TX 77328
281-593-1289 or 251-414-3707
Fax: 281-593-1289
TECL 20866

April 12, 2016

Beaumont Place
Flagstaff Plant

The electrical wiring was inspected and passed. All of the electrical wiring at the Flagstaff Plant is properly secured and covered in accordance with local and national code.

Sincerely,

A handwritten signature in black ink, appearing to read "Tim Kowis", written in a cursive style.

Tim Kowis
dba T&K Electric

Suburban Utility Co.

PO Box 455
Spring, Texas 77383-0455

April 12, 2016


To: Order Compliance Team
Enforcement Division, MC 149A
Texas Commission on Environmental Quality
P.O. Box 13087
Austin, Texas 78711-3087

Re: Cause No. D-1-GN-14-003376
Compliance Item No. 3.2(B)

To whom it may concern:

This letter is to confirm that as of Monday, April 4, 2016, the ground storage tank at the Beaumont Place Flagstaff water plant is no longer leaking.

Best Regards,



Mitchell M. Martin, Jr. – President
Suburban Utility Co.

Suburban Utility Co.

PO Box 455
Spring, Texas 77383-0455

To: Order Compliance Team
Enforcement Division, MC 149A
Texas Commission on Environmental Quality
P.O. Box 13087
Austin, Texas 78711-3087

Re: Cause No. D-1-GN-14-003376
Compliance Item No. 3.1(J)

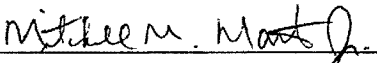
Infrastructure Replacement Plan

To whom it may concern:

After reviewing the status of the water distribution system in the Castlewood Subdivision, the Utility has determined that none of the water lines are past their useful life.

Accordingly, the infrastructure replacement plan does not call for the replacement of any water lines at this time.

Best Regards,



Mitchell M. Martin, Jr. – President
Suburban Utility Co.

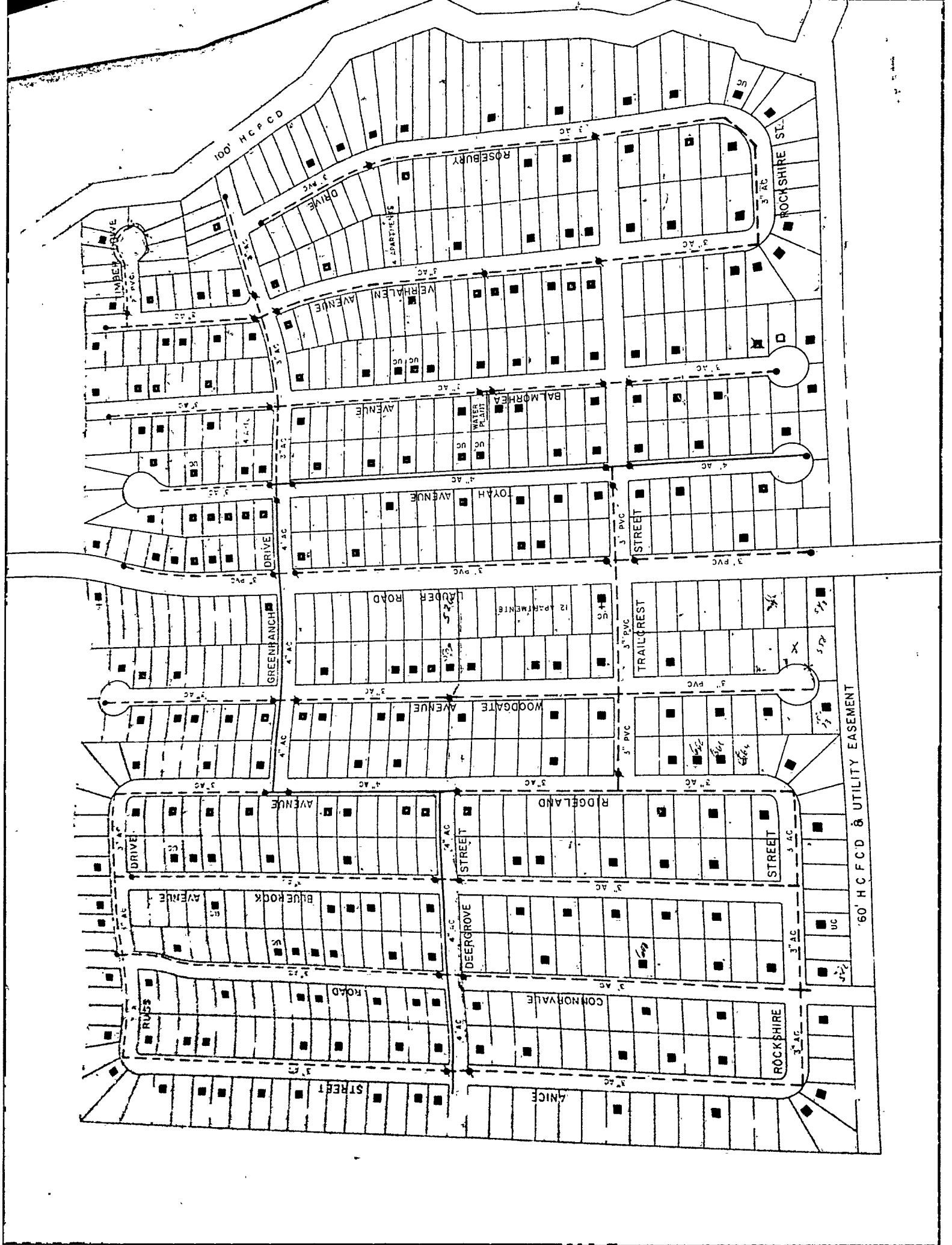
ATTACHMENT 1-48

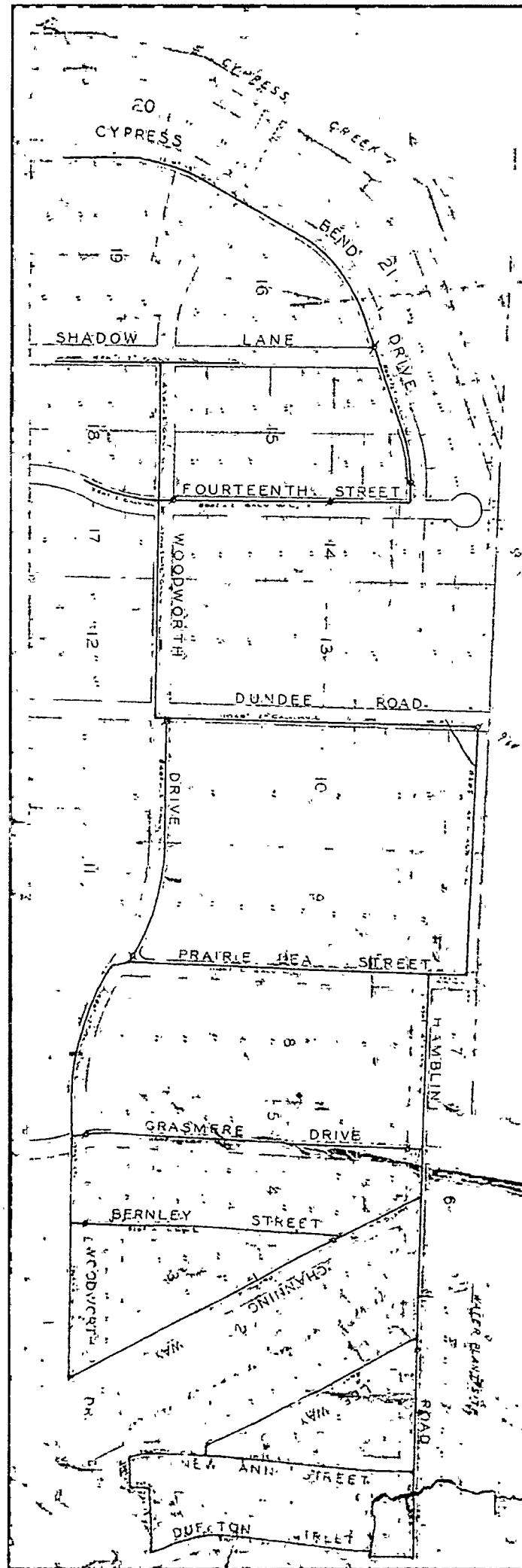
Period	Beaumont Place	Castlewood	Cypress Bend	Reservoir Acres
Jul - 2015	535	342	233	222
Aug - 2015	537	342	236	223
Sep - 2015	543	342	238	224
Oct - 2015	543	345	239	224
Nov - 2015	543	345	238	224
Dec - 2015	545	345	240	224
Jan - 2016	546	343	241	224
Feb - 2016	546	346	241	223
Mar - 2016	547	346	241	223
Apr - 2016	543	346	241	223
May - 2016	542	346	241	220
Jun - 2016	543	346	241	220

ATTACHMENT 1-51

LEGEND
GATE VALVE
FIRE HYDRANT







U.S. HWY. 90

U.S. HWY. 90



ATTACHMENT 1-54

PROFESSIONAL SERVICES AGREEMENT

Between

SUBURBAN UTILITY CO.

And

M.B.C. WATER SYSTEMS, INC.

SUBURBAN UTILITY CO
County of Montgomery
State of Texas

§
§
§

This Agreement is entered into as of January 1, 2011 by and between SUBURBAN UTILITY CO. ("SUBURBAN"), a Texas Corporation, duly organized under the laws of and authorized to do business in the State of Texas, and M.B.C. WATER SYSTEMS, INC. ("MBC"), a Texas Corporation, duly organized under the laws of and authorized to do business in the State of Texas.

WITNESSETH:

Recitals

SUBURBAN owns and operates a waterworks production and delivery system that provides or will provide potable water to retail and/or commercial customers within its designated boundaries, Certificate and Convenience Number: 10835 in Harris County, Texas.

SUBURBAN desires to obtain services for competent professional management, bookkeeping, office administration, operations and maintenance of its waterworks production and distribution facilities. MBC is in the business of providing management, bookkeeping, operations and maintenance of water production and delivery systems, and desires to enter into this professional services agreement with SUBURBAN.

Agreement

In consideration of the premises and the mutual undertakings herein contained, SUBURBAN and MBC agree as follows:

ARTICLE I

ADMINISTRATIVE SERVICES

Section 1.01. Organization. MBC shall operate and maintain SUBURBAN's water systems in accordance with the terms of this Agreement.

Section 1.02. Personnel. MBC shall provide competent, trained personnel to operate SUBURBAN's water systems, which personnel, where applicable, shall possess valid certificates of competency, as required by the State of Texas.

Section 1.03. Meetings. MBC shall provide competent representation at all regularly scheduled meetings, special meetings and any other meeting of SUBURBAN's representatives and Board of Directors when requested by SUBURBAN.

Section 1.04. Customer Relations. MBC shall render to SUBURBAN all reasonable assistance in the promotion of good relations with SUBURBAN's customers.

Section 1.05. Inquiries and Correspondence. MBC shall respond to all correspondence and inquiries from SUBURBAN's Directors, representatives, consultants, or customers in a prompt, professional manner.

ARTICLE II

OPERATION OF WATERWORKS PRODUCTION AND DELIVERY SUBURBAN

Section 2.01. Facility Operations. MBC shall provide personnel, vehicles, tools and equipment reasonably necessary for the routine operation of SUBURBAN's facilities. MBC agrees to operate SUBURBAN's water systems in an efficient manner and shall maintain it in good condition and working order.

Section 2.02. Facility Maintenance and Repairs. MBC shall provide personnel, vehicles, tools and equipment reasonably necessary to perform routine preventative maintenance tasks, as recommended by the equipment manufacturer's manual and in accordance with industry standards as set forth by the American Water Works Association. MBC shall, when needed, repair or provide and replace those parts of equipment expected to require repair or replacement in the normal operation of such facilities. Notwithstanding the provisions of the Assignment of guarantee as defined below, SUBURBAN shall pay the cost of necessary materials, personnel, tools, vehicles and equipment to perform maintenance and make repairs as required.

Section 2.03. Quality of Replacement Equipment. MBC shall use good judgment with respect to replacement materials or parts but shall not be responsible to SUBURBAN for any guaranty in connection with such materials or parts. MBC shall, however, use reasonable efforts to obtain from the manufacturer or supplier the guarantees applicable in the particular industry and shall assign the same to SUBURBAN.

Section 2.04. Major Repairs. If at any time, in the opinion of MBC, a condition arises that requires repair or replacement to SUBURBAN's facilities and MBC believes that the cost of such repair or replacement will not be in excess of \$1,000.00, MBC shall see that the repair or replacement is made. SUBURBAN shall reimburse MBC for the cost of such repair. Repairs or replacements, other than as provided in Section 2.05, in excess of \$1,000.00, must be presented to SUBURBAN's Directors and representatives for approval.

Section 2.05. Emergency Repairs. SUBURBAN acknowledges that MBC may be required to perform emergency repairs to SUBURBAN's facilities located within easements wherein other public utilities may have facilities. SUBURBAN agrees that during such emergency repairs, as long as MBC exercises the amount of care exercised by a reasonably prudent party in such situation, SUBURBAN shall hold MBC harmless from any and all damage that may occur in the performance of the emergency repair.

Section 2.06. Water Connections. MBC agrees to install meters to serve a single-family residence and commercial facilities upon receipt by SUBURBAN of the appropriate tap fee specified in SUBURBAN's Rate Order. Taps will be doubles on single-family residences where possible. All meters and installation material shall meet American Water Works Association standards and applicable rules and regulations of any regulatory authority.

Section 2.07. Inspections. MBC shall provide each potential customer with required inspection forms and the customer shall select a licensed inspector, and pay to have an inspection performed on each newly constructed dwelling requesting to be connected to SUBURBAN's water systems. The customer is required to provide the completed inspection report to MBC in order to obtain service.

Section 2.08. Sampling and Testing. MBC shall perform, or have performed, by a qualified laboratory all sampling, testing and/or analysis required by all applicable regulatory agencies and shall submit the results of any such sample, tests or analysis to such regulatory agencies on a timely basis as required by SUBURBAN or the applicable regulatory agency.

Section 2.09. Regulatory Permits and Reports. MBC agrees to prepare and submit all routine monthly reports on a timely basis (1) to the applicable regulatory agencies supervising the operation of SUBURBAN's facilities, and (ii) to all others approved by SUBURBAN's Directors and representatives.

Section 2.10. Compliance with Applicable Laws. MBC agrees to operate SUBURBAN's facilities in conformance with all applicable laws, rules and regulations, and to maintain and preserve all of SUBURBAN's records in its possession in accordance with applicable laws, rules and regulations.

ARTICLE III

BILLING AND COLLECTION

Section 3.01. Water. MBC shall read all water meters served by SUBURBAN, and will provide monthly billing and collection services to SUBURBAN for water services charged to customers of SUBURBAN. SUBURBAN agrees that adjustments to billing of up to \$100.00 for over and under registration of water meters, for underground leaks, for establishment of water use by customer when water meters have been inoperative, for an obviously incorrect meter reading, or other recognized and proper adjustments granted to customers by MBC will be accepted by SUBURBAN, and such adjustments for water use shall be applicable to obtain the indicated adjusted billing of water charges. Adjustments, other than for corrections of billing errors, in excess of \$100.00 shall be referred to governing Board of Directors for settlement.

Section 3.02. Unconditional Deposit. MBC agrees to deposit all sums of money received from SUBURBAN's customers and property owners in the bank designated by SUBURBAN. MBC agrees that all such moneys shall be deposited as provided herein in the named account without offset, counterclaim, abatement, suspension or diminution.

Section 3.03. Delinquent Accounts. MBC's obligation to collect delinquent accounts shall be under such terms and conditions as may, from time to time, be agreed upon by MBC and SUBURBAN.

Section 3.04. Reports. MBC agrees to render to SUBURBAN such regular monthly reports on billings, money received on water accounts and uncollectible bills and accounts as may be required for a proper audit of the water accounts of SUBURBAN and to keep SUBURBAN apprised of the operations and maintenance of SUBURBAN's water systems.

Section 3.05. Office Administration. MBC will provide daily office administrative and customer service from 9:00 a.m. to 5:00 p.m. Monday thru Thursday and 9:00 a.m. to 3:00 p.m. on Friday, excluding holidays. MBC will provide and maintain an emergency telephone number for use after office hours, weekends and holidays. The emergency number will be posted within SUBURBAN's boundaries as required by State regulations.

Section 3.06. Use of SUBURBAN's Facilities. As part of the consideration -for this agreement, SUBURBAN agrees to provide MBC use of its water plants, including any and all production and distribution facilities. Nothing in this provision shall be construed as to limit access to SUBURBAN's water plants or production and distribution facilities by duly authorized agents or representatives of SUBURBAN.

ARTICLE IV

MANAGEMENT

Section 4.01. Management of System. MBC will provide management services to SUBURBAN and its systems, including, management of all cash flow, correspondence with governmental agencies, planning of all improvements and repairs, supervision of all contracts and contracted personnel, meetings with regulatory agencies, monitoring and regulating all customer relations, supervision of rate cases, of all office operations and personnel, of compliance issues and Board of Director issues and communications. MBC will also prepare and mail the annual Consumer Confidence Reports, and do all customer notifications as needed, and collect monthly coliform samples.

ARTICLE V

PRICE AND PAYMENT

Section 5.01. Price. Effect of Partial Assignment. SUBURBAN shall compensate MBC for the services provided pursuant to this Agreement in accordance with the schedule attached hereto as Exhibit "A".

Section 5.02. Payment. MBC shall submit statements and/or invoices for services to SUBURBAN monthly. SUBURBAN shall pay such statement and/or invoices (within 15 days) of receipt. SUBURBAN agrees to pay interest at a rate of 12% per annum on all undisputed amounts unpaid after 30 days

Section 5.03. Price Adjustment. The amounts indicated by Exhibit A are subject to an annual adjustment. The adjustment will be calculated by the percentage change in the Consumer Price Index from the previous year, and shall become effective on the anniversary date of this agreement.

ARTICLE VI

TERMS AND TERMINATION

Section 6.01. Commencement of Operation. MBC shall commence performance of this Agreement on the effective date hereof, which is hereby established to be January 1, 2011.

Section 6.02. Term. This Agreement shall remain in effect for a period of five (5) years from the effective date hereof. Should no action be taken to renew this agreement beyond the initial term, the agreement shall be considered renewed on the anniversary date on an annual basis with all terms and conditions continuing in full force and effect.

Section 6.03. Termination with Cause. Either party may terminate this agreement for material breach by either party or for failure to perform to the standards set by this agreement provided that, (a) the terminating party provides written notice to the other party of such breach or failure to perform and, (b) the alleged breach or failure to perform is not corrected within sixty days (60 days) of receipt of written notice. In the event of a breach or failure to perform results in litigation, the prevailing party to such litigation shall be entitled to compensation for all costs associated with the litigation.

Section 6.04. Early Termination. In addition to the above-stated provisions, either party may terminate this Agreement at will by giving the other party sixty (60) days written notice of the party's intention to terminate this Agreement. To be valid the notification of termination must be provided to and received by the non-terminating party sixty (60) days prior to the intended termination date.

ARTICLE VII

MISCELLANEOUS PROVISIONS

Section 7.01. Independent Contractor. MBC has been retained by SUBURBAN only for the purposes and to the extent set forth in this Agreement, and MBC's relationship to SUBURBAN during the term of this Agreement is that of an independent contractor. MBC shall be free to dispose of such portion of its entire time not required to satisfy the terms of this Agreement in any manner deemed desirable by MBC.

Section 7.02. Subcontracts. MBC shall subcontract such of its work hereunder as may, in MBC's opinion, be desirable. Any subcontractor hired by MBC shall be the sole responsibility of MBC and shall not relieve MBC of any of its obligations or liabilities hereunder.

Section 7.03. Standard of Operation. MBC agrees to use reasonable diligence and care in the operation and maintenance of SUBURBAN's facilities.

Section 7.04. SUBURBAN's Responsibilities. The parties hereto agree that MBC's responsibility is to operate and maintain SUBURBAN's facilities with a reasonable degree of diligence and care, but that MBC is not otherwise responsible for the quality of the water supply or the failure of any portion of SUBURBAN to meet local, state or federal standards, unless attributable to MBC's negligence or willful misconduct or the negligence or willful misconduct of MBC's agents, employees or subcontractors.

Section 7.05. Modifications. No alteration or modification of this Agreement shall be made except in writing duly signed by the parties hereto.

Section 7.06. Notice. Whenever under the provisions of this Agreement notice is required to be given, such notice shall be given in writing by registered mail and addressed to the party for whom intended at its current address of record, and such notice shall be deemed to have been given when the notice has thus been mailed.

Notice to SUBURBAN Utility Co. shall be made to:
P.O. Box 455
Spring, Texas 77383-0455
(281) 367-4460.

Notice to M.B.C. Water Systems, Inc. shall be made to:
27493 Hanna Road
Suite 1
Conroe, Texas 77385
(281) 444-7747.

Section 7.07. Assignability. This agreement is binding on the parties, their successors, heirs, agents, and assigns, and is not assignable without consent of the other party.

Section 7.08. Parties in Interest. This Agreement shall be for the sole and exclusive benefit of the signatories hereto and shall not be construed to confer any benefits or right upon any other party, including customers of SUBURBAN, and is governed by Texas law and enforceable in Montgomery County, Texas.

Section 7.09. Existing Agreement. This agreement shall supersede any existing agreement between SUBURBAN and MBC related to the matters for which the parties entered into this agreement. Upon acceptance of this agreement by the parties, any such existing agreement shall be considered null and void.

Section 7.10. Dispute Resolution. The parties agree that if any dispute arises between them concerning the Agreement as well as any rights, duties and obligations of the parties related to the Agreement the parties will submit the dispute to mediation prior to filing any legal action concerning the dispute.

Section 7.11. Venue. Venue for any dispute concerning the Agreement as well as any rights, duties and obligations of the parties related to the Agreement shall be in Montgomery County, Texas. This agreement has been executed in duplicate by the duly authorized officers of the parties hereto as of the date and year first written above.

Effective as of the date set forth above:

SUBURBAN UTILITY CO

By: Mitchell M. Martin Jr.
Mitchell M. Martin, Jr.
Its: Board President

ATTEST:

Michael Martin
Michael Martin, Board Secretary

M.B.C. WATER SYSTEMS, INC.

By: Mitchell M. Martin Jr.
Mitchell M. Martin, Jr.
Its: Board President

ATTEST:

Michael Martin
Michael Martin, Board Secretary

EXHIBIT "A"

In consideration for services to be rendered by MBC to SUBURBAN pursuant to the agreement, MBC shall receive the following compensation:

I. Basic Service:

- a) Professional Management Oversight. MBC will provide effective professional management oversight to include all things routine, usual and customary with issues arising from the normal course of utility business.
- b) Office Administration. MBC will provide efficient office administration services to include all things routine, usual and customary to effective administration of the day to day business of SUBURBAN.
- c) Bookkeeping Services. MBC will provide bookkeeping services on behalf of SUBURBAN. Bookkeeping services shall comport with governmental bookkeeping standard's for state water utilities and in accordance with recommendations as set forth by SUBURBAN's auditors,
- d) Water Operations and Maintenance Services. MBC will provide water utility field operational services, to include routine, usual and customary operations and maintenance of SUBURBAN's facilities on an ongoing basis, to include, but not necessarily be limited to, (i) connection and disconnection of water services, (ii) meter removal and installation in conjunction with provision of residential and commercial water services.

II. Basic Services Monthly Fee:

- a) General Operations: Services for General Operations shall be compensated at the rate of \$20.00 per service connection on the water system per month.
- b) Billing Services: Services for preparing of monthly bills, preparation, maintaining customer record and providing customer relations shall be compensated at the rate of \$4.00 per service connection on the water system per month. Services for preparation of disconnection notices to customers shall be compensated at the rate of \$5.00 per notice.
- c) Other Services: Services for the preparation and mailing of the annual Consumer Confidence Report and other customer notifications as needed shall be compensated at the rate of \$5.00 per notice. Services for collecting additional monthly coliform samples shall be compensated at the rate of \$25.00 per sample.

III. Additional Services.

- a) Water Taps:
 - i. Residential water taps: \$650.00 per tap (5/8" Residential)

IV. Non-Routine Services.

- a) Work performed outside the scope of the basic services, including, but not limited to, repairs or operations performed due to acts of God, damage to facilities caused by others, leaks and other field repairs that may be attributable to substandard workmanship performed by others or the failure of substandard or misapplication of materials by others, will be billed in accordance with the

following rate schedule:

Labor Rates:	Per Hour
1. Non-Skilled Labor:	\$20.65/hour
2. Skilled Labor:	\$40.00/hour
3. Certified Equipment Operator:	\$60.00/hour
4. Licensed Operator:	\$41.68/hour
5. Technician:	\$41.68/hour
6. Supervisor:	\$51.66/hour

Equipment Rates:

7. Service Truck:	\$15.00/hour
8. Backhoe w/Operator:	\$65.00/hour
9. Excavator:	\$45.00/hour
10. Well Pulling Rig:	\$45.00/hour
11. Trailer:	\$12.50/hour
12. Generator (10KW):	\$12.50/hour
13. Generator (50KW):	\$50.00/hour
14. Contractor Pump:	\$12.50/hour
15. Road Boring Rig:	\$25.00/hour

Other Equipment, Contractors, Materials, Parts, Services, Supplies, and Postage will be billed at 15% over invoiced costs (or vendor may invoice SUBURBAN directly).

ATTACHMENT 1-55

2:09 PM

01/23/17

Accrual Basis

Suburban Utility Company
Profit & Loss
 January through December 2015

	Jan - Dec 15
Ordinary Income/Expense	
Income	
Sales & Services	
Water Sales	
Adjustments	-1,505.34
Deposits	298,070.54
Water Sales - Other	318,212.01
Total Water Sales	614,777.21
Total Sales & Services	614,777.21
Total Income	614,777.21
Expense	
Chemicals	6,484.07
Contract Labor	
Operations Expense	365,540.00
Total Contract Labor	365,540.00
Electric Utilities	
ConEdison Solutions	39,938.70
Total Electric Utilities	39,938.70
Groundwater Pumpage Fees	
City of Houston	45,796.48
NHCRWA	41,254.00
Total Groundwater Pumpage Fees	87,050.48
Interest Expense	
Customer Deposits	0.09
Total Interest Expense	0.09
Lab Fees	
Beaumont Place - Lab Fees	3,485.80
Reservoir Acres - Lab Fees	871.45
Total Lab Fees	4,357.25
Management Compensation	
Mike Martin	38,425.00
Mitch Martin	38,425.00
Total Management Compensation	76,850.00
Materials	8,801.62
OFFICE EXPENSE	
Bank Fees	
Monthly Service Charges	616.80
Returned Check Fees	60.00
Bank Fees - Other	965.00
Total Bank Fees	1,641.80
Billing	32,288.00
Disconnection Notices	4,670.00
Other	6,660.00
Postage and Delivery	74.00
Total OFFICE EXPENSE	45,333.80
Professional Fees	
Legal Fees	
Dickinson Law Firm	3,053.92
Law Office of Les Romo	37,535.10
Other	2,846.81

2:09 PM

01/23/17

Accrual Basis

Suburban Utility Company
Profit & Loss
 January through December 2015

	Jan - Dec 15
Total Legal Fees	43,435.83
Rate Consultant	5,300.00
Total Professional Fees	48,735.83
Property Taxes	
Aldine ISD	1,211.37
Cypress-Fairbanks ISD	919.24
Harris County	3,300.94
Sheldon ISD	
BP3-075.008.033.0397	12,000.00
Sheldon ISD - Other	3,012.86
Total Sheldon ISD	15,012.86
Total Property Taxes	20,444.41
Regulatory Expense	
TCEQ	
Water System Fees	8,780.82
Total TCEQ	8,780.82
Water Well Permit Fees	
HGCSO	
BP - Well No's 1993 & 1994	1,260.00
RA - Well No. 4285	610.00
Total HGCSO	1,870.00
Total Water Well Permit Fees	1,870.00
Total Regulatory Expense	10,650.82
Repairs & Maintenance	
Auto Dialer	1,618.13
Grounds Maintenance	4,807.00
Repairs & Maintenance - Other	35,952.82
Total Repairs & Maintenance	42,377.95
Total Expense	756,565.02
Net Ordinary Income	-141,787.81
Net Income	-141,787.81

2:09 PM

01/23/17

Accrual Basis

Suburban Utility Company

Profit & Loss

January through June 2016

	Jan - Jun 16
Ordinary Income/Expense	
Income	
Sales & Services	
Tap Fees	-600.00
Water Sales	
Adjustments	-633.89
Deposits	333,970.49
Total Water Sales	333,336.60
Total Sales & Services	332,736.60
Total Income	332,736.60
Expense	
Chemicals	3,083.66
Contract Labor	
Operations Expense	162,380.00
Total Contract Labor	162,380.00
Electric Utilities	
ConEdison Solutions	15,594.41
Constellation 9	4,713.51
Total Electric Utilities	20,307.92
Groundwater Pumpage Fees	
City of Houston	25,932.03
NHCRWA	17,381.20
Total Groundwater Pumpage Fees	43,313.23
Interest Expense	
Customer Deposits	0.72
Total Interest Expense	0.72
Lab Fees	
Beaumont Place - Lab Fees	881.29
Total Lab Fees	881.29
Manangement Compensation	
Mike Martin	18,125.00
Mitch Martin	18,125.00
Total Manangement Compensation	36,250.00
Materials	5,372.92
OFFICE EXPENSE	
Bank Fees	
Monthly Service Charges	1,194.00
Returned Check Fees	70.00
Bank Fees - Other	1.00
Total Bank Fees	1,265.00
Billing	32,476.00
Disconnection Notices	4,400.00
Total OFFICE EXPENSE	38,141.00
Professional Fees	
Legal Fees	
Dickinson Law Firm	324.02
Law Office of Les Romo	1,022.31
Total Legal Fees	1,346.33
Rate Consultant	1,500.00

2:09 PM

01/23/17

Accrual Basis

Suburban Utility Company

Profit & Loss

January through June 2016

	Jan - Jun 16
Total Professional Fees	2,846.33
Property Taxes	
Aldine ISD	1,219.25
Cypress-Fairbanks ISD	926.32
Harris County	3,240.22
Sheldon ISD	
BP3-075.008.033.0397	6,000.00
Sheldon ISD - Other	2,906.32
Total Sheldon ISD	8,906.32
Total Property Taxes	14,292.11
Regulatory Expense	
Fines and Penalties	25,833.32
TCEQ	
Water System Fees	6,717.81
Total TCEQ	6,717.81
Water Well Permit Fees	
HGCSD	
BP - Well No's 1993 & 1994	850.00
CW - WELL NO. 2001	200.00
Total HGCSD	1,050.00
Total Water Well Permit Fees	1,050.00
Total Regulatory Expense	33,601.13
Repairs & Maintenance	
Auto Dialer	884.84
Grounds Maintenance	3,875.50
Well Meter Accuracy Testing	411.36
Repairs & Maintenance - Other	23,210.73
Total Repairs & Maintenance	28,382.43
Total Expense	388,852.74
Net Ordinary Income	-56,116.14
Net Income	-56,116.14

2:16 PM

01/23/17

Accrual Basis

Suburban Utility Company

General Ledger

As of December 31, 2015

Type	Date	Name	Amount	Balance
CHASE BANK				0.00
Total CHASE BANK				0.00
FIRST NATIONAL BANK				-2,883.67
Total FIRST NATIONAL BANK				-2,883.67
Plains Capital Bank				22,418.35
Check	01/02/2015	Bank Svc Chrg	-1.00	22,417.35
Check	01/02/2015	Bank Svc Chrg	-225.00	22,192.35
Deposit	01/06/2015	Deposit	2,195.90	24,388.25
Deposit	01/06/2015	Deposit	8,130.35	32,518.60
Bill Pmt -Check	01/07/2015	Court Reporters Cle...	-1,146.81	31,371.79
Check	01/07/2015	MBC WS	-1,450.00	29,921.79
Check	01/07/2015	MBC WS	-7,850.00	22,071.79
Deposit	01/08/2015	Deposit	5,190.60	27,262.39
Deposit	01/09/2015	Deposit	1,916.95	29,179.34
Deposit	01/09/2015	Deposit	2,638.75	31,818.09
Check	01/09/2015	ATT	-124.48	31,693.61
Check	01/10/2015	Sheldon Independen	-1,000.00	30,693.61
Bill Pmt -Check	01/13/2015	NHCRWA	-2,962.00	27,731.61
Check	01/13/2015	MBC WS	-1,450.00	26,281.61
Check	01/13/2015	MBC WS	-7,850.00	18,431.61
Check	01/14/2015	CITY OF HOUSTON	-3,326.83	15,104.78
Deposit	01/15/2015	Deposit	4,612.74	19,717.52
Deposit	01/21/2015	Deposit	985.40	20,702.92
Deposit	01/21/2015	Deposit	2,684.67	23,387.59
Deposit	01/21/2015	Deposit	2,796.07	26,183.66
Deposit	01/21/2015	Deposit	5,755.07	31,938.73
Check	01/21/2015	MBC WS	-1,450.00	30,488.73
Check	01/21/2015	MBC WS	-7,850.00	22,638.73
Deposit	01/23/2015	Deposit	1,192.06	23,830.79
Deposit	01/23/2015	Deposit	1,787.61	25,618.40
Bill Pmt -Check	01/26/2015	Law Office of Les R ..	-3,033.34	22,585.06
Deposit	01/27/2015	Deposit	5,755.38	28,340.44
Check	01/27/2015	Cypress Fairbanks I	-918.24	27,422.20
Check	01/27/2015	Cypress Fairbanks I..	-1.00	27,421.20
Check	01/28/2015	HCPT	-888.64	26,532.56
Check	01/28/2015	HCPT	-1,241.76	25,290.80
Check	01/28/2015	HCPT	-535.12	24,755.68
Check	01/28/2015	HCPT	-512.74	24,242.94
Check	01/28/2015	HCPT	-122.68	24,120.26
Check	01/28/2015	SHELDON I.S.D. - T...	-1,969.55	22,150.71
Check	01/28/2015	SHELDON I.S.D. - T...	-848.72	21,301.99
Check	01/28/2015	SHELDON I.S.D. - T...	-194.59	21,107.40
Check	01/28/2015	Bank Svc Chrg	-5.00	21,102.40
Check	01/28/2015	Bank Svc Chrg	-5.00	21,097.40
Check	01/28/2015	Bank Svc Chrg	-5.00	21,092.40
Check	01/29/2015	MBC WS	-1,450.00	19,642.40
Check	01/29/2015	MBC WS	-7,850.00	11,792.40
Deposit	01/30/2015	Deposit	1,563.73	13,356.13
Deposit	01/30/2015	Deposit	3,329.80	16,685.93
Check	01/30/2015	TCEQ	-6,089.02	10,596.91
Check	01/30/2015	MBC WS	-3,147.65	7,449.26
Check	01/30/2015	Aldine Independent ...	-1,210.37	6,238.89
Check	01/30/2015	Aldine Independent ...	-1.00	6,237.89
Check	02/02/2015	ATT	-133.83	6,104.06
Check	02/02/2015	Bank Svc Chrg	-162.20	5,941.86
Bill Pmt -Check	02/04/2015	NHCRWA	-3,196.00	2,745.86
Deposit	02/04/2015	Deposit	4,532.54	7,278.40
Deposit	02/04/2015	Deposit	7,151.43	14,429.83
Check	02/05/2015	MBC WS	-1,450.00	12,979.83
Check	02/05/2015	MBC WS	-7,850.00	5,129.83
Deposit	02/06/2015	Deposit	2,826.64	7,956.47
Deposit	02/06/2015	Deposit	4,080.70	12,037.17
Check	02/10/2015	Sheldon Independen...	-1,000.00	11,037.17
Deposit	02/10/2015	Deposit	8,524.57	19,561.74
Check	02/10/2015	MBC WS	-1,450.00	18,111.74
Check	02/10/2015	MBC WS	-7,850.00	10,261.74
Check	02/10/2015	CITY OF HOUSTON	-3,511.38	6,750.36

2:16 PM

01/23/17

Accrual Basis

Suburban Utility Company
General Ledger
As of December 31, 2015

Type	Date	Name	Amount	Balance
Deposit	02/11/2015	Deposit	2,605.00	9,355.36
Deposit	02/12/2015	Deposit	3,346.96	12,702.32
Deposit	02/13/2015	Deposit	1,988.59	14,690.91
Check	02/13/2015	MBC WS	-7,850.00	6,840.91
Deposit	02/18/2015	Deposit	1,594.94	8,435.85
Deposit	02/18/2015	Deposit	4,129.41	12,565.26
Bill Pmt -Check	02/19/2015	B & D ENVIRONME...	-2,100.00	10,465.26
Check	02/19/2015	MBC WS	-1,450.00	9,015.26
Deposit	02/20/2015	Deposit	2,558.21	11,573.47
Deposit	02/24/2015	Deposit	7,356.24	18,929.71
Check	02/24/2015	MBC WS	-1,450.00	17,479.71
Check	02/24/2015	MBC WS	-7,850.00	9,629.71
Check	02/25/2015	DSHS	-476.56	9,153.15
Deposit	02/26/2015	Deposit	3,450.46	12,603.61
Deposit	02/27/2015	Deposit	1,568.11	14,171.72
Check	02/27/2015	MBC WS	-1,450.00	12,721.72
Check	02/27/2015	MBC WS	-7,850.00	4,871.72
Bill Pmt -Check	03/02/2015	Law Office of Les R..	-4,627.69	244.03
Check	03/02/2015	Bank Svc Chrg	-188.40	55.63
Deposit	03/03/2015	Deposit	2,608.86	2,664.49
Deposit	03/03/2015	Deposit	6,500.32	9,164.81
Deposit	03/05/2015	Deposit	5,048.78	14,213.59
Check	03/05/2015	MBC WS	-3,376.19	10,837.40
Deposit	03/06/2015	Deposit	5,119.66	15,957.06
Check	03/06/2015	ATT	-133.53	15,823.53
Check	03/10/2015	Sheldon Independen...	-1,000.00	14,823.53
Bill Pmt -Check	03/10/2015	NHCRWA	-3,118.00	11,705.53
Deposit	03/10/2015	Deposit	3,505.70	15,211.23
Deposit	03/10/2015	Deposit	5,872.58	21,083.81
Check	03/10/2015	MBC WS	-1,450.00	19,633.81
Check	03/10/2015	MBC WS	-7,850.00	11,783.81
Check	03/11/2015	CITY OF HOUSTON	-3,654.29	8,129.52
Deposit	03/12/2015	Deposit	2,774.98	10,904.50
Deposit	03/12/2015	Deposit	4,190.00	15,094.50
Deposit	03/13/2015	Deposit	2,808.22	17,902.72
Check	03/13/2015	Bank Svc Chrg	-5.00	17,897.72
Check	03/13/2015	WATER SALES	-327.95	17,569.77
Check	03/13/2015	MBC WS	-1,450.00	16,119.77
Check	03/13/2015	MBC WS	-3,594.34	12,525.43
Check	03/13/2015	MBC WS	-7,850.00	4,675.43
Deposit	03/20/2015	Deposit	2,086.31	6,761.74
Deposit	03/20/2015	Deposit	2,476.03	9,237.77
Deposit	03/20/2015	Deposit	2,791.90	12,029.67
Deposit	03/20/2015	Deposit	3,376.67	15,406.34
Deposit	03/23/2015	Deposit	2,509.39	17,915.73
Check	03/26/2015	MBC WS	-1,450.00	16,465.73
Check	03/26/2015	MBC WS	-7,850.00	8,615.73
Deposit	03/27/2015	Deposit	1,992.73	10,608.46
Deposit	03/27/2015	Deposit	3,774.77	14,383.23
Deposit	03/27/2015	Deposit	4,306.74	18,689.97
Deposit	03/31/2015	Deposit	1,752.72	20,442.69
Deposit	03/31/2015	Deposit	4,657.76	25,100.45
Check	03/31/2015	MBC WS	-1,450.00	23,650.45
Check	03/31/2015	MBC WS	-7,850.00	15,800.45
Check	04/01/2015	Bank Svc Chrg	-3.00	15,797.45
Check	04/01/2015	Bank Svc Chrg	-5.00	15,792.45
Check	04/01/2015	WATER SALES	-44.02	15,748.43
Check	04/01/2015	ATT	-132.03	15,616.40
Deposit	04/03/2015	Deposit	4,550.42	20,166.82
Check	04/03/2015	MBC WS	-1,450.00	18,716.82
Check	04/03/2015	MBC WS	-7,850.00	10,866.82
Deposit	04/07/2015	Deposit	6,668.43	17,535.25
Deposit	04/07/2015	Deposit	6,982.82	24,518.07
Check	04/08/2015	CITY OF HOUSTON	-3,198.62	21,319.45
Check	04/10/2015	Sheldon Independen..	-1,000.00	20,319.45
Deposit	04/10/2015	Deposit	2,262.46	22,581.91
Deposit	04/10/2015	Deposit	4,052.31	26,634.22
Check	04/10/2015	MBC WS	-1,450.00	25,184.22

2:16 PM

01/23/17

Accrual Basis

Suburban Utility Company
General Ledger
As of December 31, 2015

Type	Date	Name	Amount	Balance
Check	04/10/2015	MBC WS	-7,850.00	17,334.22
Bill Pmt -Check	04/13/2015	NHCRWA	-3,072.00	14,262.22
Bill Pmt -Check	04/15/2015	B & D ENVIRONME ..	-700.00	13,562.22
Bill Pmt -Check	04/15/2015	Law Office of Les R...	-3,464.98	10,097.24
Deposit	04/15/2015	Deposit	5,312.85	15,410.09
Deposit	04/15/2015	Deposit	16,250.00	31,660.09
Deposit	04/17/2015	Deposit	2,355.52	34,015.61
Deposit	04/17/2015	Deposit	3,372.37	37,387.98
Check	04/17/2015	MBC WS	-1,450.00	35,937.98
Check	04/17/2015	MBC WS	-7,850.00	28,087.98
Check	04/20/2015	ATT	-131.58	27,956.40
Deposit	04/21/2015	Deposit	2,514.08	30,470.48
Deposit	04/21/2015	Deposit	3,706.11	34,176.59
Deposit	04/23/2015	Deposit	4,288.82	38,465.41
Check	04/24/2015	MBC WS	-1,450.00	37,015.41
Check	04/24/2015	MBC WS	-7,850.00	29,165.41
Deposit	04/27/2015	Deposit	1,364.40	30,529.81
Deposit	04/27/2015	Deposit	2,385.91	32,915.72
Deposit	04/29/2015	Deposit	2,981.77	35,897.49
Check	04/30/2015	MBC WS	-1,450.00	34,447.49
Check	04/30/2015	MBC WS	-7,850.00	26,597.49
Deposit	05/01/2015	Deposit	2,936.00	29,533.49
Deposit	05/01/2015	Deposit	6,123.92	35,657.41
Check	05/01/2015	Bank Svc Chrg	-186.40	35,471.01
Deposit	05/06/2015	Deposit	5,374.43	40,845.44
Deposit	05/06/2015	Deposit	7,816.04	48,661.48
Bill Pmt -Check	05/08/2015	NHCRWA	-3,858.00	44,803.48
Bill Pmt -Check	05/08/2015	B & D ENVIRONME.	-500.00	44,303.48
Deposit	05/08/2015	Deposit	2,532.61	46,836.09
Deposit	05/08/2015	Deposit	4,441.38	51,277.47
Check	05/08/2015	MBC WS	-1,450.00	49,827.47
Check	05/08/2015	MBC WS	-7,850.00	41,977.47
Check	05/10/2015	Sheldon Independen..	-1,000.00	40,977.47
Bill Pmt -Check	05/11/2015	Law Office of Les R .	-4,352.81	36,624.66
Check	05/11/2015	Bank Svc Chrg	-5.00	36,619.66
Check	05/11/2015	WATER SALES	-21.60	36,598.06
Check	05/11/2015	CITY OF HOUSTON	-3,504.85	33,093.21
Check	05/12/2015	Bank Svc Chrg	-5.00	33,088.21
Check	05/12/2015	WATER SALES	-51.41	33,036.80
Deposit	05/14/2015	Deposit	1,160.37	34,197.17
Deposit	05/14/2015	Deposit	4,251.01	38,448.18
Check	05/14/2015	MBC WS	-1,450.00	36,998.18
Check	05/14/2015	MBC WS	-7,850.00	29,148.18
Deposit	05/21/2015	Deposit	4,378.79	33,526.97
Check	05/21/2015	MBC WS	-1,450.00	32,076.97
Check	05/21/2015	MBC WS	-7,850.00	24,226.97
Deposit	05/28/2015	Deposit	2,514.31	26,741.28
Deposit	05/28/2015	Deposit	3,804.01	30,545.29
Deposit	05/29/2015	Deposit	791.83	31,337.12
Check	05/29/2015	MBC WS	-1,450.00	29,887.12
Check	05/29/2015	MBC WS	-7,850.00	22,037.12
Check	06/01/2015	Bank Svc Chrg	-159.00	21,878.12
Check	06/02/2015	Bank Svc Chrg	-5.00	21,873.12
Check	06/02/2015	WATER SALES	-9.71	21,863.41
Deposit	06/03/2015	Deposit	5,767.46	27,630.87
Check	06/05/2015	MBC WS	-1,450.00	26,180.87
Check	06/05/2015	MBC WS	-7,850.00	18,330.87
Deposit	06/09/2015	Deposit	1,339.22	19,670.09
Deposit	06/09/2015	Deposit	1,400.33	21,070.42
Deposit	06/09/2015	Deposit	1,873.74	22,944.16
Check	06/10/2015	Sheldon Independen...	-1,000.00	21,944.16
Check	06/10/2015	ATT	-132.05	21,812.11
Bill Pmt -Check	06/11/2015	Law Office of Les R .	-4,342.62	17,469.49
Deposit	06/11/2015	SUBURBAN UTILIT...	8,078.14	25,547.63
Deposit	06/11/2015	SUBURBAN UTILIT...	12,468.00	38,015.63
Deposit	06/11/2015	SUBURBAN UTILIT...	12,781.95	50,797.58
Deposit	06/11/2015	SUBURBAN UTILIT .	28,483.50	79,281.08
Bill Pmt -Check	06/12/2015	NHCRWA	-3,416.00	75,865.08

2:16 PM

01/23/17

Accrual Basis

Suburban Utility Company

General Ledger

As of December 31, 2015

Type	Date	Name	Amount	Balance
Check	06/12/2015	MBC WS	-1,450.00	74,415.08
Check	06/12/2015	MBC WS	-7,850.00	66,565.08
Check	06/12/2015	CITY OF HOUSTON	-3,873.36	62,691.72
Deposit	06/15/2015	Deposit	2,588.47	65,280.19
Deposit	06/15/2015	Deposit	6,810.47	72,090.66
Bill Pmt -Check	06/18/2015	SOUTHWEST ENGI	-1,246.25	70,844.41
Deposit	06/19/2015	Deposit	4,229.08	75,073.49
Check	06/19/2015	MBC WS	-1,450.00	73,623.49
Check	06/19/2015	MBC WS	-7,850.00	65,773.49
Deposit	06/23/2015	Deposit	3,713.50	69,486.99
Check	06/29/2015	MBC WS	-1,450.00	68,036.99
Check	06/29/2015	MBC WS	-7,850.00	60,186.99
Deposit	06/30/2015	Deposit	1,368.46	61,555.45
Deposit	07/01/2015	Deposit	2,835.44	64,390.89
Check	07/01/2015	ATT	-141.95	64,248.94
Check	07/01/2015	Bank Svc Chrg	-94.20	64,154.74
Bill Pmt -Check	07/02/2015	B & D ENVIRONME...	-500.00	63,654.74
Check	07/03/2015	MBC WS	-1,450.00	62,204.74
Check	07/03/2015	MBC WS	-7,850.00	54,354.74
Check	07/03/2015	CITY OF HOUSTON	-4,287.73	50,067.01
Bill Pmt -Check	07/06/2015	NHCRWA	-3,060.00	47,007.01
Deposit	07/06/2015	Deposit	1,280.85	48,287.86
Deposit	07/06/2015	Deposit	2,819.76	51,107.62
Bill Pmt -Check	07/07/2015	The Dickinson Law ...	-1,541.92	49,565.70
Bill Pmt -Check	07/07/2015	HGCSD-4285	-50.00	49,515.70
Bill Pmt -Check	07/07/2015	HGCSD-1993	-100.00	49,415.70
Bill Pmt -Check	07/07/2015	Law Office of Les R ..	-3,073.34	46,342.36
Deposit	07/07/2015	Deposit	2,032.05	48,374.41
Check	07/07/2015	CITY OF HOUSTON	-387.34	47,987.07
Check	07/09/2015	Ret Chk Fee	-5.00	47,982.07
Check	07/09/2015	Returned Item(s)	-68.85	47,913.22
Check	07/09/2015	MBC WS	-1,450.00	46,463.22
Check	07/09/2015	MBC WS	-7,850.00	38,613.22
Check	07/09/2015	MBC WS	-3,213.09	35,400.13
Deposit	07/09/2015	SUBURBAN UTILIT...	7,997.96	43,398.09
Deposit	07/09/2015	SUBURBAN UTILIT...	12,327.68	55,725.77
Deposit	07/09/2015	SUBURBAN UTILIT...	12,601.53	68,327.30
Deposit	07/09/2015	SUBURBAN UTILIT...	28,162.13	96,489.43
Check	07/10/2015	Sheldon Independen.	-1,000.00	95,489.43
Deposit	07/10/2015	Deposit	2,156.23	97,645.66
Bill Pmt -Check	07/15/2015	Postmaster	-74.00	97,571.66
Deposit	07/16/2015	Deposit	3,242.85	100,814.51
Check	07/16/2015	MBC WS	-1,450.00	99,364.51
Check	07/16/2015	MBC WS	-1,450.00	97,914.51
Check	07/16/2015	MBC WS	-1,450.00	96,464.51
Check	07/16/2015	MBC WS	-7,850.00	88,614.51
Check	07/16/2015	MBC WS	-7,850.00	80,764.51
Check	07/16/2015	MBC WS	-7,850.00	72,914.51
Deposit	07/22/2015	Deposit	1,133.36	74,047.87
Deposit	07/27/2015	Deposit	322.87	74,370.74
Deposit	07/27/2015	Deposit	1,390.87	75,761.61
Deposit	07/27/2015	Deposit	2,884.86	78,646.47
Check	07/27/2015	Ret Chk Fee	-5.00	78,641.47
Check	07/27/2015	Returned Item(s)	-111.46	78,530.01
Deposit	07/29/2015	Deposit	492.60	79,022.61
Deposit	07/29/2015	Deposit	690.96	79,713.57
Deposit	07/29/2015	Deposit	741.30	80,454.87
Deposit	07/29/2015	Deposit	1,396.68	81,851.55
Deposit	07/30/2015	Deposit	994.57	82,846.12
Deposit	07/31/2015	Deposit	481.51	83,327.63
Deposit	07/31/2015	Deposit	783.20	84,110.83
Check	08/03/2015	Bank Svc Chrg	-70.80	84,040.03
Bill Pmt -Check	08/05/2015	Law Office of Les R...	-3,314.35	80,725.68
Check	08/05/2015	ATT	-131.88	80,593.80
Deposit	08/07/2015	Deposit	3,435.57	84,029.37
Check	08/07/2015	MBC WS	-1,450.00	82,579.37
Check	08/07/2015	MBC WS	-7,850.00	74,729.37
Check	08/07/2015	CITY OF HOUSTON	-4,381.30	70,348.07

2:16 PM

01/23/17

Accrual Basis

Suburban Utility Company
General Ledger
As of December 31, 2015

Type	Date	Name	Amount	Balance
Check	08/10/2015	Sheldon Independen.	-1,000.00	69,348.07
Bill Pmt -Check	08/11/2015	NHCRWA	-3,076.00	66,272.07
Deposit	08/12/2015	Deposit	4,477.61	70,749.68
Check	08/14/2015	MBC WS	-1,450.00	69,299.68
Check	08/14/2015	MBC WS	-7,850.00	61,449.68
Deposit	08/18/2015	Deposit	3,579.89	65,029.57
Deposit	08/18/2015	Deposit	60,594.64	125,624.21
Check	08/21/2015	MBC WS	-1,450.00	124,174.21
Check	08/21/2015	MBC WS	-7,850.00	116,324.21
Deposit	08/24/2015	Deposit	2,540.59	118,864.80
Deposit	08/26/2015	Deposit	2,141.17	121,005.97
Deposit	08/28/2015	Deposit	2,519.44	123,525.41
Check	08/28/2015	MBC WS	-1,450.00	122,075.41
Check	08/28/2015	MBC WS	-7,850.00	114,225.41
Check	09/01/2015	ATT	-134.25	114,091.16
Check	09/01/2015	Bank Svc Chrg	-49.40	114,041.76
Deposit	09/02/2015	Deposit	4,578.00	118,619.76
Deposit	09/02/2015	Deposit	5,350.19	123,969.95
Deposit	09/04/2015	Deposit	3,313.70	127,283.65
Check	09/04/2015	MBC WS	-1,450.00	125,833.65
Check	09/04/2015	MBC WS	-3,235.13	122,598.52
Check	09/04/2015	MBC WS	-3,313.44	119,285.08
Check	09/04/2015	MBC WS	-3,487.62	115,797.46
Check	09/04/2015	MBC WS	-7,850.00	107,947.46
Check	09/04/2015	Deposit Correction	-140.00	107,807.46
Bill Pmt -Check	09/09/2015	NHCRWA	-4,464.00	103,343.46
Deposit	09/09/2015	Deposit	4,876.32	108,219.78
Check	09/10/2015	Sheldon Independen...	-1,000.00	107,219.78
Check	09/10/2015	CITY OF HOUSTON	-4,164.95	103,054.83
Check	09/11/2015	MBC WS	-1,450.00	101,604.83
Check	09/11/2015	MBC WS	-7,850.00	93,754.83
Check	09/11/2015	MBC WS	-3,057.28	90,697.55
Deposit	09/14/2015	Deposit	2,573.98	93,271.53
Deposit	09/16/2015	Deposit	1,456.12	94,727.65
Check	09/18/2015	Estate of B. B. Now...	-83.88	94,643.77
Deposit	09/18/2015	Deposit	903.38	95,547.15
Deposit	09/18/2015	Deposit	1,099.33	96,646.48
Check	09/18/2015	MBC WS	-1,450.00	95,196.48
Check	09/18/2015	MBC WS	-7,850.00	87,346.48
Check	09/18/2015	MBC WS	-6,102.27	81,244.21
Deposit	09/22/2015	Deposit	1,175.69	82,419.90
Deposit	09/22/2015	Deposit	3,519.63	85,939.53
Bill Pmt -Check	09/25/2015	Law Office of Les R.	-4,343.32	81,596.21
Deposit	09/25/2015	Deposit	3,048.61	84,644.82
Check	09/25/2015	MBC WS	-1,450.00	83,194.82
Check	09/25/2015	MBC WS	-7,850.00	75,344.82
Deposit	09/29/2015	Deposit	4,906.13	80,250.95
Deposit	10/01/2015	Deposit	2,462.87	82,713.82
Check	10/01/2015	MBC WS	-1,450.00	81,263.82
Check	10/01/2015	MBC WS	-7,850.00	73,413.82
Check	10/01/2015	Bank Svc Chrg	-109.00	73,304.82
Check	10/01/2015	MBC WS	-61,000.00	12,304.82
Deposit	10/07/2015	Deposit	4,252.20	16,557.02
Check	10/07/2015	Patrick Keel	-1,700.00	14,857.02
Bill Pmt -Check	10/08/2015	T & K ELECTRIC	-815.58	14,041.44
Check	10/10/2015	Sheldon Independen.	-1,000.00	13,041.44
Deposit	10/13/2015	Deposit	5,047.64	18,089.08
Deposit	10/13/2015	Deposit	5,591.29	23,680.37
Check	10/13/2015	CITY OF HOUSTON	-4,034.50	19,645.87
Deposit	10/14/2015	Deposit	4,114.70	23,760.57
Bill Pmt -Check	10/15/2015	NHCRWA	-4,142.00	19,618.57
Check	10/15/2015	ATT	-134.21	19,484.36
Check	10/16/2015	Ret Chk Fee	-5.00	19,479.36
Check	10/16/2015	Returned Item(s)	-42.75	19,436.61
Deposit	10/20/2015	Deposit	3,109.03	22,545.64
Check	10/22/2015	Ret Chk Fee	-5.00	22,540.64
Check	10/22/2015	Returned Item(s)	-55.00	22,485.64
Deposit	10/23/2015	Deposit	3,856.83	26,342.47

2:16 PM

01/23/17

Accrual Basis

Suburban Utility Company
General Ledger
As of December 31, 2015

Type	Date	Name	Amount	Balance
Deposit	10/23/2015	Deposit	4,621.41	30,963.88
Check	10/23/2015	Ret Chk Fee	-5.00	30,958.88
Check	10/23/2015	Returned Item(s)	-31.92	30,926.96
Bill Pmt -Check	10/27/2015	B & D ENVIRONME...	-1,500.00	29,426.96
Bill Pmt -Check	10/27/2015	Law Office of Les R. .	-3,903.33	25,523.63
Deposit	10/28/2015	Deposit	6,074.85	31,598.48
Check	10/28/2015	Ret Chk Fee	-5.00	31,593.48
Check	10/28/2015	Returned Item(s)	-36.86	31,556.62
Check	10/28/2015	MBC WS	-4,224.15	27,332.47
Deposit	10/30/2015	Deposit	1,070.00	28,402.47
Check	11/02/2015	Bnk Srvc Chrg	-132.00	28,270.47
Deposit	11/03/2015	Deposit	4,471.70	32,742.17
Deposit	11/03/2015	Deposit	8,353.39	41,095.56
Check	11/04/2015	ATT	-144.26	40,951.30
Deposit	11/06/2015	Deposit	140.00	41,091.30
Deposit	11/06/2015	Deposit	6,673.60	47,764.90
Bill Pmt -Check	11/09/2015	NHCRWA	-3,214.00	44,550.90
Check	11/10/2015	Sheldon Independen.	-1,000.00	43,550.90
Check	11/10/2015	CITY OF HOUSTON	-3,721.60	39,829.30
Check	11/12/2015	Ret Chk Fee	-5.00	39,824.30
Check	11/12/2015	Returned Item(s)	-35.14	39,789.16
Deposit	11/13/2015	Deposit	3,333.84	43,123.00
Deposit	11/13/2015	Deposit	5,125.75	48,248.75
Bill Pmt -Check	11/17/2015	DSHS	-4,357.25	43,891.50
Deposit	11/18/2015	Deposit	6,327.58	50,219.08
Check	11/18/2015	Ret Chk Fee	-5.00	50,214.08
Check	11/18/2015	Returned Item(s)	-50.00	50,164.08
Deposit	11/20/2015	Deposit	3,602.20	53,766.28
Check	11/20/2015	Ret Chk Fee	-5.00	53,761.28
Check	11/20/2015	Returned Item(s)	-22.67	53,738.61
Check	11/20/2015	MBC WS	-1,450.00	52,288.61
Check	11/20/2015	MBC WS	-7,850.00	44,438.61
Deposit	11/25/2015	Deposit	6,023.60	50,462.21
Check	11/25/2015	MBC WS	-1,450.00	49,012.21
Check	11/25/2015	MBC WS	-7,850.00	41,162.21
Deposit	11/27/2015	Deposit	2,391.27	43,553.48
Deposit	12/01/2015	Deposit	3,833.20	47,386.68
Check	12/01/2015	Bnk Srvc Chrg	-161.40	47,225.28
Check	12/03/2015	MBC WS	-1,450.00	45,775.28
Check	12/03/2015	MBC WS	-7,850.00	37,925.28
Bill Pmt -Check	12/04/2015	Law Office of Les R. .	-3,079.32	34,845.96
Bill Pmt -Check	12/04/2015	HGCSD-4285	-560.00	34,285.96
Bill Pmt -Check	12/04/2015	HGCSD-1993	-1,160.00	33,125.96
Check	12/04/2015	Patrick & Crystal Fin...	-258.90	32,867.06
Deposit	12/04/2015	Deposit	2,583.85	35,450.91
Deposit	12/04/2015	Deposit	4,156.57	39,607.48
Deposit	12/04/2015	Deposit	5,084.14	44,691.62
Deposit	12/04/2015	Deposit	16,250.00	60,941.62
Check	12/04/2015	MBC WS	-3,187.54	57,754.08
Bill Pmt -Check	12/09/2015	NHCRWA	-3,676.00	54,078.08
Deposit	12/09/2015	Deposit	5,748.09	59,826.17
Check	12/09/2015	CITY OF HOUSTON	-3,749.73	56,076.44
Check	12/10/2015	Sheldon Independen	-1,000.00	55,076.44
Check	12/10/2015	MBC WS	-1,450.00	53,626.44
Check	12/10/2015	MBC WS	-7,850.00	45,776.44
Deposit	12/15/2015	Deposit	6,703.88	52,480.32
Deposit	12/15/2015	Deposit	7,817.40	60,297.72
Check	12/17/2015	Ret Chk Fee	-5.00	60,292.72
Check	12/17/2015	Returned Item(s)	-218.00	60,074.72
Check	12/18/2015	Ret Chk Fee	-5.00	60,069.72
Check	12/18/2015	Returned Item(s)	-100.00	59,969.72
Check	12/18/2015	MBC WS	-1,450.00	58,519.72
Check	12/18/2015	MBC WS	-7,850.00	50,669.72
Check	12/18/2015	ATT	-144.08	50,525.64
Deposit	12/22/2015	Deposit	5,014.36	55,540.00
Deposit	12/22/2015	Deposit	7,060.04	62,600.04
Deposit	12/23/2015	Deposit	2,147.49	64,747.53
Deposit	12/24/2015	Deposit	3,257.82	68,005.35

2:16 PM

01/23/17

Accrual Basis

Suburban Utility Company
General Ledger
As of December 31, 2015

Type	Date	Name	Amount	Balance
Check	12/24/2015	MBC WS	-1,450.00	66,555.35
Check	12/24/2015	MBC WS	-7,850.00	58,705.35
Check	12/24/2015	TCEQ	-2,691.80	56,013.55
Check	12/28/2015	Ret Chk Fee	-5.00	56,008.55
Check	12/28/2015	Returned Item(s)	-300.00	55,708.55
Check	12/28/2015	MBC WS	-1,450.00	54,258.55
Check	12/28/2015	MBC WS	-7,850.00	46,408.55
Check	12/28/2015	MBC WS	-14,024.25	32,384.30
Total Plains Capital Bank			9,965.95	32,384.30
Spirit of Texas Bank				0.00
Total Spirit of Texas Bank				0.00
Suburban CIP Account				104,079.00
Deposit	06/11/2015	SUBURBAN UTILIT..	-8,078.14	96,000.86
Deposit	06/11/2015	SUBURBAN UTILIT..	-12,468.00	83,532.86
Deposit	06/11/2015	SUBURBAN UTILIT..	-12,781.95	70,750.91
Deposit	06/11/2015	SUBURBAN UTILIT..	-28,483.50	42,267.41
Deposit	07/09/2015	SUBURBAN UTILIT...	-7,997.96	34,269.45
Deposit	07/09/2015	SUBURBAN UTILIT...	-12,327.68	21,941.77
Deposit	07/09/2015	SUBURBAN UTILIT..	-12,601.53	9,340.24
Deposit	07/09/2015	SUBURBAN UTILIT...	-28,162.13	-18,821.89
Total Suburban CIP Account			-122,900.89	-18,821.89
Accounts Receivable				1,000.00
Suspense Account # 1				0.00
Total Suspense Account # 1				0.00
Accounts Receivable - Other				1,000.00
Total Accounts Receivable - Other				1,000.00
Total Accounts Receivable				1,000.00
Inventory Asset				1,000.00
Total Inventory Asset				1,000.00
Undeposited Funds				0.00
Total Undeposited Funds				0.00
Fixed Assets				63,881.29
Accumulated Depreciation				-593,852.00
Total Accumulated Depreciation				-593,852.00
Field Equipment				417,964.23
Bill	10/01/2015	T & K ELECTRIC	815.58	418,779.81
Total Field Equipment			815.58	418,779.81
Furniture & Office Equipment				-6,482.00
Total Furniture & Office Equipment				6,482.00
Land				6,232.00
Total Land				6,232.00
Pumps & Pump Houses				21,409.39
Total Pumps & Pump Houses				21,409.39
Water Lines				182,626.67
Total Water Lines				182,626.67
Water Tanks				23,019.00
Total Water Tanks				23,019.00
Fixed Assets - Other				0.00
Total Fixed Assets - Other				0.00
Total Fixed Assets			815.58	64,696.87
Accounts Payable				-13,027.49
Bill	01/07/2015	Court Reporters Cle...	-1,146.81	-14,174.30

2:16 PM

01/23/17

Accrual Basis

Suburban Utility Company

General Ledger

As of December 31, 2015

Type	Date	Name	Amount	Balance
Bill Pmt -Check	01/07/2015	Court Reporters Cle.	1,146.81	-13,027.49
Bill	01/13/2015	NHCRWA	-2,962.00	-15,989.49
Bill Pmt -Check	01/13/2015	NHCRWA	2,962.00	-13,027.49
Bill	01/26/2015	Law Office of Les R...	-3,033.34	-16,060.83
Bill Pmt -Check	01/26/2015	Law Office of Les' R...	3,033.34	-13,027.49
Bill	02/02/2015	B & D ENVIRONME...	-2,100.00	-15,127.49
Bill	02/03/2015	NHCRWA	-3,196.00	-18,323.49
Bill Pmt -Check	02/04/2015	NHCRWA	3,196.00	-15,127.49
Bill Pmt -Check	02/19/2015	B & D ENVIRONME	2,100.00	-13,027.49
Bill	02/24/2015	Law Office of Les R...	-4,627.69	-17,655.18
Bill Pmt -Check	03/02/2015	Law Office of Les R..	4,627.69	-13,027.49
Bill	03/09/2015	NHCRWA	-3,118.00	-16,145.49
Bill Pmt -Check	03/10/2015	NHCRWA	3,118.00	-13,027.49
Bill	03/18/2015	B & D ENVIRONME...	-700.00	-13,727.49
Bill	03/24/2015	Law Office of Les R...	-3,464.98	-17,192.47
Bill	04/13/2015	NHCRWA	-3,072.00	-20,264.47
Bill Pmt -Check	04/13/2015	NHCRWA	3,072.00	-17,192.47
Bill Pmt -Check	04/15/2015	B & D ENVIRONME.	700.00	-16,492.47
Bill Pmt -Check	04/15/2015	Law Office of Les R...	3,464.98	-13,027.49
Bill	04/23/2015	B & D ENVIRONME	-500.00	-13,527.49
Bill	04/27/2015	Law Office of Les R...	-4,352.81	-17,880.30
Bill	05/06/2015	NHCRWA	-3,858.00	-21,738.30
Bill Pmt -Check	05/08/2015	NHCRWA	3,858.00	-17,880.30
Bill Pmt -Check	05/08/2015	B & D ENVIRONME.	500.00	-17,380.30
Bill Pmt -Check	05/11/2015	Law Office of Les R...	4,352.81	-13,027.49
Bill	06/01/2015	Law Office of Les R...	-4,342.62	-17,370.11
Bill Pmt -Check	06/11/2015	Law Office of Les R...	4,342.62	-13,027.49
Bill	06/12/2015	NHCRWA	-3,416.00	-16,443.49
Bill Pmt -Check	06/12/2015	NHCRWA	3,416.00	-13,027.49
Bill Pmt -Check	06/18/2015	SOUTHWEST ENGI...	1,246.25	-11,781.24
Bill	07/01/2015	MBC WS	-45,491.87	-57,273.11
Bill	07/02/2015	B & D ENVIRONME .	-500.00	-57,773.11
Bill Pmt -Check	07/02/2015	B & D ENVIRONME.	500.00	-57,273.11
Bill	07/02/2015	NHCRWA	-3,060.00	-60,333.11
Bill	07/02/2015	The Dickinson Law .	-1,541.92	-61,875.03
Bill	07/02/2015	Law Office of Les R..	-3,073.34	-64,948.37
Check	07/03/2015	MBC WS	7,850.00	-57,098.37
Bill Pmt -Check	07/06/2015	NHCRWA	3,060.00	-54,038.37
Bill Pmt -Check	07/07/2015	The Dickinson Law ...	1,541.92	-52,496.45
Bill	07/07/2015	HGCSD-4285	-50.00	-52,546.45
Bill	07/07/2015	HGCSD-1993	-100.00	-52,646.45
Bill Pmt -Check	07/07/2015	HGCSD-4285	50.00	-52,596.45
Bill Pmt -Check	07/07/2015	HGCSD-1993	100.00	-52,496.45
Bill Pmt -Check	07/07/2015	Law Office of Les R...	3,073.34	-49,423.11
Check	07/09/2015	MBC WS	7,850.00	-41,573.11
Bill	07/15/2015	Postmaster	-74.00	-41,647.11
Bill Pmt -Check	07/15/2015	Postmaster	74.00	-41,573.11
Check	07/16/2015	MBC WS	7,850.00	-33,723.11
Check	07/16/2015	MBC WS	7,850.00	-25,873.11
Check	07/16/2015	MBC WS	7,850.00	-18,023.11
Bill	08/03/2015	MBC WS	-42,879.49	-60,902.60
Bill	08/05/2015	Law Office of Les R...	-3,314.35	-64,216.95
Bill Pmt -Check	08/05/2015	Law Office of Les R ..	3,314.35	-60,902.60
Check	08/07/2015	MBC WS	7,850.00	-53,052.60
Bill	08/11/2015	NHCRWA	-3,076.00	-56,128.60
Bill Pmt -Check	08/11/2015	NHCRWA	3,076.00	-53,052.60
Check	08/14/2015	MBC WS	7,850.00	-45,202.60
Check	08/21/2015	MBC WS	7,850.00	-37,352.60
Check	08/28/2015	MBC WS	7,850.00	-29,502.60
Bill	09/01/2015	MBC WS	-40,249.59	-69,752.19
Check	09/04/2015	MBC WS	7,850.00	-61,902.19
Bill	09/09/2015	NHCRWA	-4,464.00	-66,366.19
Bill Pmt -Check	09/09/2015	NHCRWA	4,464.00	-61,902.19
Check	09/11/2015	MBC WS	7,850.00	-54,052.19
Check	09/18/2015	MBC WS	7,850.00	-46,202.19
Bill	09/23/2015	Law Office of Les R...	-4,343.32	-50,545.51
Bill Pmt -Check	09/25/2015	Law Office of Les R .	4,343.32	-46,202.19
Check	09/25/2015	MBC WS	7,850.00	-38,352.19

2:16 PM

01/23/17

Accrual Basis

Suburban Utility Company
General Ledger
As of December 31, 2015

Type	Date	Name	Amount	Balance
Bill	09/27/2015	MBC WS	-1,780.07	-40,132.26
Bill	10/01/2015	T & K ELECTRIC	-815.58	-40,947.84
Check	10/01/2015	MBC WS	7,850.00	-33,097.84
Check	10/01/2015	MBC WS	61,000.00	27,902.16
Bill	10/01/2015	MBC WS	-37,262.55	-9,360.39
Bill	10/02/2015	DSHS	-871.45	-10,231.84
Bill	10/02/2015	DSHS	-1,639.05	-11,870.89
Bill	10/02/2015	DSHS	-871.45	-12,742.34
Bill	10/02/2015	DSHS	-975.30	-13,717.64
Bill Pmt -Check	10/08/2015	T & K ELECTRIC	815.58	-12,902.06
Bill	10/13/2015	Law Office of Les R..	-3,903.33	-16,805.39
Bill	10/15/2015	NHCRWA	-4,142.00	-20,947.39
Bill Pmt -Check	10/15/2015	NHCRWA	4,142.00	-16,805.39
Bill	10/15/2015	B & D ENVIRONME .	-1,500.00	-18,305.39
Bill Pmt -Check	10/27/2015	B & D ENVIRONME..	1,500.00	-16,805.39
Bill Pmt -Check	10/27/2015	Law Office of Les R. .	3,903.33	-12,902.06
Bill	10/30/2015	MBC WS	-15,350.49	-28,252.55
Bill	11/02/2015	MBC WS	-37,477.56	-65,730.11
Bill	11/09/2015	NHCRWA	-3,214.00	-68,944.11
Bill Pmt -Check	11/09/2015	NHCRWA	3,214.00	-65,730.11
Bill	11/13/2015	HGCSD-4285	-560.00	-66,290.11
Bill	11/13/2015	HGCSD-1993	-1,160.00	-67,450.11
Bill Pmt -Check	11/17/2015	DSHS	4,357.25	-63,092.86
Check	11/20/2015	MBC WS	7,850.00	-55,242.86
Check	11/25/2015	MBC WS	7,850.00	-47,392.86
Bill	11/27/2015	Law Office of Les R..	-3,079.32	-50,472.18
Bill	11/30/2015	The Dickinson Law .	-1,512.00	-51,984.18
Bill	12/01/2015	MBC WS	-40,611.89	-92,596.07
Check	12/03/2015	MBC WS	7,850.00	-84,746.07
Bill Pmt -Check	12/04/2015	Law Office of Les R..	3,079.32	-81,666.75
Bill Pmt -Check	12/04/2015	HGCSD-4285	560.00	-81,106.75
Bill Pmt -Check	12/04/2015	HGCSD-1993	1,160.00	-79,946.75
Bill	12/09/2015	NHCRWA	-3,676.00	-83,622.75
Bill Pmt -Check	12/09/2015	NHCRWA	3,676.00	-79,946.75
Check	12/10/2015	MBC WS	7,850.00	-72,096.75
Check	12/18/2015	MBC WS	7,850.00	-64,246.75
Check	12/24/2015	MBC WS	7,850.00	-56,396.75
Check	12/28/2015	MBC WS	7,850.00	-48,546.75
Check	12/28/2015	MBC WS	5,324.25	-43,222.50
Total Accounts Payable			-30,195.01	-43,222.50
Customer Deposits				-41,610.00
Check	12/04/2015	Patrick & Crystal Fin...	50.00	-41,560.00
Total Customer Deposits			50.00	-41,560.00
Improvement Liabilities				-28,300.00
Plant Improvements				-5,800.00
Total Plant Improvements				-5,800.00
Water Main Improvements				-22,500.00
Total Water Main Improvements				-22,500.00
Improvement Liabilities - Other				0.00
Total Improvement Liabilities - Other				0.00
Total Improvement Liabilities				-28,300.00
Loans				-1,009.76
TCEQ Water Assess. Fees Loan				-2,344.72
Total TCEQ Water Assess. Fees Loan				-2,344.72
TCEQ Water System Fees Loan				1,334.96
Total TCEQ Water System Fees Loan				1,334.96
Loans - Other				0.00
Total Loans - Other				0.00

2:16 PM

01/23/17

Accrual Basis

Suburban Utility Company
General Ledger
 As of December 31, 2015

Type	Date	Name	Amount	Balance
Total Loans				-1,009.76
Payroll Liabilities				0.00
Total Payroll Liabilities				0.00
Property Tax Payable				-187,139.03
Total Property Tax Payable				-187,139.03
Shareholder Loan				0.00
Total Shareholder Loan				0.00
TCEQ Water Assessments Payable				0.00
Total TCEQ Water Assessments Payable				0.00
TCEQ Water System Fees Payable				0.00
Total TCEQ Water System Fees Payable				0.00
TDH Regulatory Expense Payable				8,145.00
Check	02/25/2015	DSHS	124.48	8,269.48
Check	02/25/2015	DSHS	117.36	8,386.84
Check	02/25/2015	DSHS	117.36	8,504.20
Check	02/25/2015	DSHS	117.36	8,621.56
Total TDH Regulatory Expense Payable			476.56	8,621.56
NHCRWA Legal Fee Loan				0.00
Total NHCRWA Legal Fee Loan				0.00
NHCRWA Pumpage Fee Loan				0.00
Total NHCRWA Pumpage Fee Loan				0.00
Opening Bal Equity				0.00
Total Opening Bal Equity				0.00
Owner's Capital				-1,000.00
Draws				0.00
Total Draws				0.00
Investments				0.00
Total Investments				0.00
Owner's Capital - Other				-1,000.00
Total Owner's Capital - Other				-1,000.00
Total Owner's Capital				-1,000.00
Paid In Capital				-71,981.81
Total Paid In Capital				-71,981.81
Retained Earnings				146,428.12
Closing Entry	06/30/2015		20,951.68	167,379.80
Total Retained Earnings			20,951.68	167,379.80
Sales & Services				0.00
Final Bill				0.00
Total Final Bill				0.00
Reconnection Fees				0.00
Total Reconnection Fees				0.00
Tap Fees				0.00
Total Tap Fees				0.00
Transfer Fees				0.00
Total Transfer Fees				0.00
Water Sales				0.00
Adjustments				0.00
Check	07/09/2015	Returned Item(s)	68.85	68.85
Check	07/27/2015	Returned Item(s)	111.46	180.31
Check	09/04/2015	Deposit Correction	140.00	320.31

2:16 PM

01/23/17

Accrual Basis

Suburban Utility Company
General Ledger
As of December 31, 2015

Type	Date	Name	Amount	Balance
Check	09/18/2015	Estate of B. B. Now...	83.88	404.19
Check	10/16/2015	Returned Item(s)	42.75	446.94
Check	10/22/2015	Returned Item(s)	55.00	501.94
Check	10/23/2015	Returned Item(s)	31.92	533.86
Check	10/28/2015	Returned Item(s)	36.86	570.72
Check	11/12/2015	Returned Item(s)	35.14	605.86
Check	11/18/2015	Returned Item(s)	50.00	655.86
Check	11/20/2015	Returned Item(s)	22.67	678.53
Check	12/04/2015	Patrick & Crystal Fin...	208.81	887.34
Check	12/17/2015	Returned Item(s)	218.00	1,105.34
Check	12/18/2015	Returned Item(s)	100.00	1,205.34
Check	12/28/2015	Returned Item(s)	300.00	1,505.34
Total Adjustments			1,505.34	1,505.34
Deposits				0.00
Deposit	07/01/2015	Deposit	-2,835.44	-2,835.44
Deposit	07/06/2015	Deposit	-1,280.85	-4,116.29
Deposit	07/06/2015	Deposit	-2,819.76	-6,936.05
Deposit	07/07/2015	Deposit	-2,032.05	-8,968.10
Deposit	07/10/2015	Deposit	-2,156.23	-11,124.33
Deposit	07/16/2015	Deposit	-3,242.85	-14,367.18
Deposit	07/22/2015	Deposit	-1,133.36	-15,500.54
Deposit	07/27/2015	Deposit	-322.87	-15,823.41
Deposit	07/27/2015	Deposit	-1,390.87	-17,214.28
Deposit	07/27/2015	Deposit	-2,884.86	-20,099.14
Deposit	07/29/2015	Deposit	-492.60	-20,591.74
Deposit	07/29/2015	Deposit	-690.96	-21,282.70
Deposit	07/29/2015	Deposit	-741.30	-22,024.00
Deposit	07/29/2015	Deposit	-1,396.68	-23,420.68
Deposit	07/30/2015	Deposit	-994.57	-24,415.25
Deposit	07/31/2015	Deposit	-481.51	-24,896.76
Deposit	07/31/2015	Deposit	-783.20	-25,679.96
Deposit	08/07/2015	Deposit	-3,435.57	-29,115.53
Deposit	08/12/2015	Deposit	-4,477.61	-33,593.14
Deposit	08/18/2015	Deposit	-3,579.89	-37,173.03
Deposit	08/18/2015	Deposit	-60,594.64	-97,767.67
Deposit	08/24/2015	Deposit	-2,540.59	-100,308.26
Deposit	08/26/2015	Deposit	-2,141.17	-102,449.43
Deposit	08/28/2015	Deposit	-2,519.44	-104,968.87
Deposit	09/02/2015	Deposit	-4,578.00	-109,546.87
Deposit	09/02/2015	Deposit	-5,350.19	-114,897.06
Deposit	09/04/2015	Deposit	-3,313.70	-118,210.76
Deposit	09/09/2015	Deposit	-4,876.32	-123,087.08
Deposit	09/14/2015	Deposit	-2,573.98	-125,661.06
Deposit	09/16/2015	Deposit	-1,456.12	-127,117.18
Deposit	09/18/2015	Deposit	-903.38	-128,020.56
Deposit	09/18/2015	Deposit	-1,099.33	-129,119.89
Deposit	09/22/2015	Deposit	-1,175.69	-130,295.58
Deposit	09/22/2015	Deposit	-3,519.63	-133,815.21
Deposit	09/25/2015	Deposit	-3,048.61	-136,863.82
Deposit	09/29/2015	Deposit	-4,906.13	-141,769.95
Deposit	10/01/2015	Deposit	-2,462.87	-144,232.82
Deposit	10/07/2015	Deposit	-4,252.20	-148,485.02
Deposit	10/13/2015	Deposit	-5,047.64	-153,532.66
Deposit	10/13/2015	Deposit	-5,591.29	-159,123.95
Deposit	10/14/2015	Deposit	-4,114.70	-163,238.65
Deposit	10/20/2015	Deposit	-3,109.03	-166,347.68
Deposit	10/23/2015	Deposit	-3,856.83	-170,204.51
Deposit	10/23/2015	Deposit	-4,621.41	-174,825.92
Deposit	10/28/2015	Deposit	-6,074.85	-180,900.77
Deposit	10/30/2015	Deposit	-1,070.00	-181,970.77
Deposit	11/03/2015	Deposit	-4,471.70	-186,442.47
Deposit	11/03/2015	Deposit	-8,353.39	-194,795.86
Deposit	11/06/2015	Deposit	-140.00	-194,935.86
Deposit	11/06/2015	Deposit	-6,673.60	-201,609.46
Deposit	11/13/2015	Deposit	-3,333.84	-204,943.30
Deposit	11/13/2015	Deposit	-5,125.75	-210,069.05
Deposit	11/18/2015	Deposit	-6,327.58	-216,396.63

2:16 PM

01/23/17

Accrual Basis

Suburban Utility Company
General Ledger
As of December 31, 2015

Type	Date	Name	Amount	Balance
Deposit	11/20/2015	Deposit	-3,602.20	-219,998.83
Deposit	11/25/2015	Deposit	-6,023.60	-226,022.43
Deposit	11/27/2015	Deposit	-2,391.27	-228,413.70
Deposit	12/01/2015	Deposit	-3,833.20	-232,246.90
Deposit	12/04/2015	Deposit	-2,583.85	-234,830.75
Deposit	12/04/2015	Deposit	-4,156.57	-238,987.32
Deposit	12/04/2015	Deposit	-5,084.14	-244,071.46
Deposit	12/04/2015	Deposit	-16,250.00	-260,321.46
Deposit	12/09/2015	Deposit	-5,748.09	-266,069.55
Deposit	12/15/2015	Deposit	-6,703.88	-272,773.43
Deposit	12/15/2015	Deposit	-7,817.40	-280,590.83
Deposit	12/22/2015	Deposit	-5,014.36	-285,605.19
Deposit	12/22/2015	Deposit	-7,060.04	-292,665.23
Deposit	12/23/2015	Deposit	-2,147.49	-294,812.72
Deposit	12/24/2015	Deposit	-3,257.82	-298,070.54
Total Deposits			-298,070.54	-298,070.54
Water Sales - Other				0.00
Total Water Sales - Other				0.00
Total Water Sales			-296,565.20	-296,565.20
Sales & Services - Other				0.00
Total Sales & Services - Other				0.00
Total Sales & Services			-296,565.20	-296,565.20
APS				0.00
Total APS				0.00
Ask Accountant - TBD				0.00
Total Ask Accountant - TBD				0.00
Automobile Expense				0.00
Total Automobile Expense				0.00
Cash Discounts				0.00
Total Cash Discounts				0.00
Chemicals				0.00
Bill	07/01/2015	MBC WS	372.91	372.91
Bill	08/03/2015	MBC WS	1,418.09	1,791.00
Bill	09/01/2015	MBC WS	989.03	2,780.03
Bill	10/01/2015	MBC WS	1,068.26	3,848.29
Bill	11/02/2015	MBC WS	914.60	4,762.89
Bill	12/01/2015	MBC WS	1,721.18	6,484.07
Total Chemicals			6,484.07	6,484.07
CIP Expenditures				0.00
Total CIP Expenditures				0.00
Construction				0.00
Total Construction				0.00
Consumers Water Company				0.00
Total Consumers Water Company				0.00
Contract Labor				0.00
MBC - Operations				0.00
Total MBC - Operations				0.00
Operations Expense				0.00
Bill	07/01/2015	MBC WS	26,640.00	26,640.00
Bill	08/03/2015	MBC WS	26,760.00	53,400.00
Bill	09/01/2015	MBC WS	26,940.00	80,340.00
Bill	10/01/2015	MBC WS	27,020.00	107,360.00
Bill	11/02/2015	MBC WS	27,000.00	134,360.00
Bill	12/01/2015	MBC WS	27,080.00	161,440.00

2:16 PM

01/23/17

Accrual Basis

Suburban Utility Company
General Ledger
As of December 31, 2015

Type	Date	Name	Amount	Balance
Total Operations Expense			161,440.00	161,440.00
Contract Labor - Other				0.00
Total Contract Labor - Other				0.00
Total Contract Labor			161,440.00	161,440.00
Contributions				0.00
Total Contributions				0.00
Depreciation Expense				0.00
Total Depreciation Expense				0.00
Dues and Subscriptions				0.00
Total Dues and Subscriptions				0.00
Electric Utilities				0.00
ConEdison Solutions				0.00
Check	07/09/2015	MBC WS	3,213.09	3,213.09
Check	09/04/2015	MBC WS	3,235.13	6,448.22
Check	09/04/2015	MBC WS	3,313.44	9,761.66
Check	09/04/2015	MBC WS	3,487.62	13,249.28
Check	09/11/2015	MBC WS	3,057.28	16,306.56
Check	09/18/2015	MBC WS	6,102.27	22,408.83
Check	10/28/2015	MBC WS	4,224.15	26,632.98
Check	12/04/2015	MBC WS	3,187.54	29,820.52
Total ConEdison Solutions			29,820.52	29,820.52
Constellation 9				0.00
Total Constellation 9				0.00
Electric				0.00
Beaumont Place				0.00
Danvers Plant				0.00
1-271-616-3				0.00
Total 1-271-616-3				0.00
238-001-796-9019				0.00
Total 238-001-796-9019				0.00
Danvers Plant - Other				0.00
Total Danvers Plant - Other				0.00
Total Danvers Plant				0.00
Flagstaff Plant				0.00
021-804-040-5019				0.00
Total 021-804-040-5019				0.00
1-213-803-8				0.00
Total 1-213-803-8				0.00
Flagstaff Plant - Other				0.00
Total Flagstaff Plant - Other				0.00
Total Flagstaff Plant				0.00
Beaumont Place - Other				0.00
Total Beaumont Place - Other				0.00
Total Beaumont Place				0.00
Castlewood				0.00
031-834-600-4613				0.00
Total 031-834-600-4613				0.00
1-501-065-5				0.00
Total 1-501-065-5				0.00
Castlewood - Other				0.00

2:16 PM
01/23/17
Accrual Basis

Suburban Utility Company
General Ledger
As of December 31, 2015

Type	Date	Name	Amount	Balance
Total Castlewood - Other				0 00
Total Castlewood				0.00
Cypress Bend - Electricity				0.00
1-193-035-1				0.00
Total 1-193-035-1				0 00
515-767-018-0515				0.00
Total 515-767-018-0515				0.00
Cypress Bend - Electricity - Other				0 00
Total Cypress Bend - Electricity - Other				0 00
Total Cypress Bend - Electricity				0 00
Reservoir Acres				0 00
021-804-152-8017				0.00
Total 021-804-152-8017				0.00
1-211-676-0				0.00
Total 1-211-676-0				0.00
Reservoir Acres - Other				0.00
Total Reservoir Acres - Other				0.00
Total Reservoir Acres				0.00
Electric - Other				0 00
Total Electric - Other				0 00
Total Electric				0.00
First Choice Power				0 00
Met.#S23680527-Danvers Dr.				0.00
Total Met.#S23680527-Danvers Dr.				0.00
Met.#S30084835 Flagstaff Lane				0.00
Total Met.#S30084835 Flagstaff Lane				0.00
Met.#S55292722-Jackstone Drive				0 00
Total Met.#S55292722-Jackstone Drive				0.00
Met.#S72976558-Balmorhea Ave.				0.00
Total Met.#S72976558-Balmorhea Ave.				0.00
Met.#W760527390-Hamblin Rd.				0.00
Total Met.#W760527390-Hamblin Rd.				0.00
First Choice Power - Other				0.00
Total First Choice Power - Other				0.00
Total First Choice Power				0.00
Water				0.00
Total Water				0.00
Electric Utilities - Other				0 00
Total Electric Utilities - Other				0.00
Total Electric Utilities			29,820 52	29,820.52
Equipment Delivery				0.00
Total Equipment Delivery				0.00
Equipment Rental				0.00
Total Equipment Rental				0.00
Franchise Taxes				0 00
Total Franchise Taxes				0.00
Groundwater Pumpage Fees				0.00

2:16 PM

01/23/17

Accrual Basis

Suburban Utility Company
General Ledger
As of December 31, 2015

Type	Date	Name	Amount	Balance
City of Houston				0.00
Check	07/03/2015	CITY OF HOUSTON	4,287.73	4,287.73
Check	07/07/2015	CITY OF HOUSTON	387.34	4,675.07
Check	08/07/2015	CITY OF HOUSTON	4,381.30	9,056.37
Check	09/10/2015	CITY OF HOUSTON	4,164.95	13,221.32
Check	10/13/2015	CITY OF HOUSTON	4,034.50	17,255.82
Check	11/10/2015	CITY OF HOUSTON	3,721.60	20,977.42
Check	12/09/2015	CITY OF HOUSTON	3,749.73	24,727.15
Total City of Houston			24,727.15	24,727.15
NHCRWA				0.00
Bill	07/02/2015	NHCRWA	3,060.00	3,060.00
Bill	08/11/2015	NHCRWA	3,076.00	6,136.00
Bill	09/09/2015	NHCRWA	4,464.00	10,600.00
Bill	10/15/2015	NHCRWA	4,142.00	14,742.00
Bill	11/09/2015	NHCRWA	3,214.00	17,956.00
Bill	12/09/2015	NHCRWA	3,676.00	21,632.00
Total NHCRWA			21,632.00	21,632.00
Groundwater Pumpage Fees - Other				0.00
Total Groundwater Pumpage Fees - Other				0.00
Total Groundwater Pumpage Fees			46,359.15	46,359.15
Insurance				0.00
Disability Insurance				0.00
Total Disability Insurance				0.00
Insurance - Other				0.00
Total Insurance - Other				0.00
Total Insurance				0.00
Interest Expense				0.00
Customer Deposits				0.00
Check	12/04/2015	Patrick & Crystal Fin...	0.09	0.09
Total Customer Deposits			0.09	0.09
Finance Charge				0.00
Total Finance Charge				0.00
Loan Interest				0.00
Total Loan Interest				0.00
Mortgage				0.00
Total Mortgage				0.00
NHCRWA - Int. on Legal Fee Loan				0.00
Total NHCRWA - Int. on Legal Fee Loan				0.00
NHCRWA - Int. on Pumpage Loan				0.00
Total NHCRWA - Int. on Pumpage Loan				0.00
TECQ				0.00
Total TECQ				0.00
Interest Expense - Other				0.00
Total Interest Expense - Other				0.00
Total Interest Expense			0.09	0.09
Lab Fees				0.00
Beaumont Place - Lab Fees				0.00
Bill	10/02/2015	DSHS	1,639.05	1,639.05
Bill	10/02/2015	DSHS	871.45	2,510.50
Bill	10/02/2015	DSHS	975.30	3,485.80
Total Beaumont Place - Lab Fees			3,485.80	3,485.80

2:16 PM

01/23/17

Accrual Basis

Suburban Utility Company
General Ledger
As of December 31, 2015

Type	Date	Name	Amount	Balance
Castlewood - Lab Fees				0.00
Total Castlewood - Lab Fees				0.00
Cypress Bend - Lab Fees				0.00
Total Cypress Bend - Lab Fees				0.00
Reservoir Acres - Lab Fees				0.00
Bill	10/02/2015	DSHS	871.45	871.45
Total Reservoir Acres - Lab Fees			871.45	871.45
Lab Fees - Other				0.00
Total Lab Fees - Other				0.00
Total Lab Fees			4,357.25	4,357.25
Late Charges				0.00
Total Late Charges				0.00
Licenses and Permits				0.00
Total Licenses and Permits				0.00
Maintenance and Repairs				0.00
Total Maintenance and Repairs				0.00
Manangement Compensation				0.00
Mike Martin				0.00
Check	07/03/2015	MBC WS	725.00	725.00
Check	07/09/2015	MBC WS	725.00	1,450.00
Check	07/16/2015	MBC WS	725.00	2,175.00
Check	07/16/2015	MBC WS	725.00	2,900.00
Check	07/16/2015	MBC WS	725.00	3,625.00
Check	08/07/2015	MBC WS	725.00	4,350.00
Check	08/14/2015	MBC WS	725.00	5,075.00
Check	08/21/2015	MBC WS	725.00	5,800.00
Check	08/28/2015	MBC WS	725.00	6,525.00
Check	09/04/2015	MBC WS	725.00	7,250.00
Check	09/11/2015	MBC WS	725.00	7,975.00
Check	09/18/2015	MBC WS	725.00	8,700.00
Check	09/25/2015	MBC WS	725.00	9,425.00
Check	10/01/2015	MBC WS	725.00	10,150.00
Check	11/20/2015	MBC WS	725.00	10,875.00
Check	11/25/2015	MBC WS	725.00	11,600.00
Check	12/03/2015	MBC WS	725.00	12,325.00
Check	12/10/2015	MBC WS	725.00	13,050.00
Check	12/18/2015	MBC WS	725.00	13,775.00
Check	12/24/2015	MBC WS	725.00	14,500.00
Check	12/28/2015	MBC WS	725.00	15,225.00
Check	12/28/2015	MBC WS	4,350.00	19,575.00
Total Mike Martin			19,575.00	19,575.00
Mitch Martin				0.00
Check	07/03/2015	MBC WS	725.00	725.00
Check	07/09/2015	MBC WS	725.00	1,450.00
Check	07/16/2015	MBC WS	725.00	2,175.00
Check	07/16/2015	MBC WS	725.00	2,900.00
Check	07/16/2015	MBC WS	725.00	3,625.00
Check	08/07/2015	MBC WS	725.00	4,350.00
Check	08/14/2015	MBC WS	725.00	5,075.00
Check	08/21/2015	MBC WS	725.00	5,800.00
Check	08/28/2015	MBC WS	725.00	6,525.00
Check	09/04/2015	MBC WS	725.00	7,250.00
Check	09/11/2015	MBC WS	725.00	7,975.00
Check	09/18/2015	MBC WS	725.00	8,700.00
Check	09/25/2015	MBC WS	725.00	9,425.00
Check	10/01/2015	MBC WS	725.00	10,150.00
Check	11/20/2015	MBC WS	725.00	10,875.00
Check	11/25/2015	MBC WS	725.00	11,600.00
Check	12/03/2015	MBC WS	725.00	12,325.00

2:16 PM

01/23/17

Accrual Basis

Suburban Utility Company
General Ledger
As of December 31, 2015

Type	Date	Name	Amount	Balance
Check	12/10/2015	MBC WS	725.00	13,050.00
Check	12/18/2015	MBC WS	725.00	13,775.00
Check	12/24/2015	MBC WS	725.00	14,500.00
Check	12/28/2015	MBC WS	725.00	15,225.00
Check	12/28/2015	MBC WS	4,350.00	19,575.00
Total Mitch Martin			19,575.00	19,575.00
Manangement Compensation - Other				0.00
Total Manangement Compensation - Other				0.00
Total Manangement Compensation			39,150.00	39,150.00
Martin Utility Inc.				0.00
Total Martin Utility Inc				0.00
Materials				0.00
Bill	07/01/2015	MBC WS	665.48	665.48
Bill	08/03/2015	MBC WS	2,915.33	3,580.81
Bill	09/01/2015	MBC WS	1,339.65	4,920.46
Bill	10/01/2015	MBC WS	2,243.08	7,163.54
Bill	11/02/2015	MBC WS	260.72	7,424.26
Bill	12/01/2015	MBC WS	1,377.36	8,801.62
Total Materials			8,801.62	8,801.62
Miscellaneous				0.00
Total Miscellaneous				0.00
NHCRWA - Legal Fees				0.00
Total NHCRWA - Legal Fees				0.00
OFFICE EXPENSE				0.00
Bank Fees				0.00
Monthly Service Charges				0.00
Check	07/01/2015	Bnk Srvc Chrg	94.20	94.20
Check	08/03/2015	Bnk Srvc Chrg	70.80	165.00
Check	09/01/2015	Bnk Srvc Chrg	49.40	214.40
Check	10/01/2015	Bnk Srvc Chrg	109.00	323.40
Check	11/02/2015	Bnk Srvc Chrg	132.00	455.40
Check	12/01/2015	Bnk Srvc Chrg	161.40	616.80
Total Monthly Service Charges			616.80	616.80
Returned Check Fees				0.00
Check	07/09/2015	Ret Chk Fee	5.00	5.00
Check	07/27/2015	Ret Chk Fee	5.00	10.00
Check	10/16/2015	Ret Chk Fee	5.00	15.00
Check	10/22/2015	Ret Chk Fee	5.00	20.00
Check	10/23/2015	Ret Chk Fee	5.00	25.00
Check	10/28/2015	Ret Chk Fee	5.00	30.00
Check	11/12/2015	Ret Chk Fee	5.00	35.00
Check	11/18/2015	Ret Chk Fee	5.00	40.00
Check	11/20/2015	Ret Chk Fee	5.00	45.00
Check	12/17/2015	Ret Chk Fee	5.00	50.00
Check	12/18/2015	Ret Chk Fee	5.00	55.00
Check	12/28/2015	Ret Chk Fee	5.00	60.00
Total Returned Check Fees			60.00	60.00
Bank Fees - Other				0.00
Total Bank Fees - Other				0.00
Total Bank Fees			676.80	676.80
Billing				0.00
Bill	07/01/2015	MBC WS	5,328.00	5,328.00
Bill	08/03/2015	MBC WS	5,352.00	10,680.00
Bill	09/01/2015	MBC WS	5,388.00	16,068.00
Bill	10/01/2015	MBC WS	5,404.00	21,472.00
Bill	11/02/2015	MBC WS	5,400.00	26,872.00

2:16 PM

01/23/17

Accrual Basis

Suburban Utility Company
General Ledger
As of December 31, 2015

Type	Date	Name	Amount	Balance
Bill	12/01/2015	MBC WS	5,416.00	32,288.00
Total Billing			32,288.00	32,288.00
Disconnection Notices				0.00
Bill	07/01/2015	MBC WS	895.00	895.00
Bill	08/03/2015	MBC WS	635.00	1,530.00
Bill	09/01/2015	MBC WS	690.00	2,220.00
Bill	10/01/2015	MBC WS	700.00	2,920.00
Bill	11/02/2015	MBC WS	865.00	3,785.00
Bill	12/01/2015	MBC WS	885.00	4,670.00
Total Disconnection Notices			4,670.00	4,670.00
Other				0.00
Bill	07/01/2015	MBC WS	6,660.00	6,660.00
Total Other			6,660.00	6,660.00
Postage and Delivery				0.00
Bill	07/15/2015	Postmaster	74.00	74.00
Total Postage and Delivery			74.00	74.00
OFFICE EXPENSE - Other				0.00
Total OFFICE EXPENSE - Other				0.00
Total OFFICE EXPENSE			44,368.80	44,368.80
Payroll Expenses				0.00
Total Payroll Expenses				0.00
Penalty & Interest				0.00
Total Penalty & Interest				0.00
Printing and Reproduction				0.00
Total Printing and Reproduction				0.00
Professional Fees				0.00
Accounting				0.00
Total Accounting				0.00
Engineering Fees				0.00
Total Engineering Fees				0.00
Legal Fees				0.00
Dickinson Law Firm				0.00
Bill	07/02/2015	The Dickinson Law ..	1,541.92	1,541.92
Bill	11/30/2015	The Dickinson Law ..	1,512.00	3,053.92
Total Dickinson Law Firm			3,053.92	3,053.92
Jones Law Firm				0.00
Total Jones Law Firm				0.00
Law Office of Les Romo				0.00
Bill	07/02/2015	Law Office of Les R...	3,073.34	3,073.34
Bill	08/05/2015	Law Office of Les R .	3,314.35	6,387.69
Bill	09/23/2015	Law Office of Les R...	4,343.32	10,731.01
Bill	10/13/2015	Law Office of Les R .	3,903.33	14,634.34
Bill	11/27/2015	Law Office of Les R...	3,079.32	17,713.66
Total Law Office of Les Romo			17,713.66	17,713.66
Other				0.00
Check	10/07/2015	Patrick Keel	1,700.00	1,700.00
Total Other			1,700.00	1,700.00
Legal Fees - Other				0.00
Total Legal Fees - Other				0.00

2:16 PM

01/23/17

Accrual Basis

Suburban Utility Company
General Ledger
As of December 31, 2015

Type	Date	Name	Amount	Balance
Total Legal Fees			22,467.58	22,467.58
Rate Consultant				0.00
Bill	07/02/2015	B & D ENVIRONME ..	500.00	500.00
Bill	10/15/2015	B & D ENVIRONME ..	1,500.00	2,000.00
Total Rate Consultant			2,000.00	2,000.00
Professional Fees - Other				0.00
Total Professional Fees - Other				0.00
Total Professional Fees			24,467.58	24,467.58
Property Taxes				0.00
Aldine ISD				0.00
CW-096.329.000.0147				0.00
Total CW-096.329.000.0147				0.00
GL-079.141.007.0184				0.00
Total GL-079.141.007.0184				0.00
Aldine ISD - Other				0.00
Total Aldine ISD - Other				0.00
Total Aldine ISD				0.00
Cypress-Fairbanks ISD				0.00
CB-095.431.000.0046				0.00
Total CB-095.431.000.0046				0.00
Cypress-Fairbanks ISD - Other				0.00
Total Cypress-Fairbanks ISD - Other				0.00
Total Cypress-Fairbanks ISD				0.00
Harris County				0.00
BPD-075-008-033-0397				0.00
Total BPD-075-008-033-0397				0.00
BPF-075-008-048-0835				0.00
Total BPF-075-008-048-0835				0.00
CB-095-431-000-0046				0.00
Total CB-095-431-000-0046				0.00
CW-096-329-000-0147				0.00
Total CW-096-329-000-0147				0.00
GL-079-141-007-0184				0.00
Total GL-079-141-007-0184				0.00
RA-044-043-000-0071				0.00
Total RA-044-043-000-0071				0.00
Harris County - Other				0.00
Total Harris County - Other				0.00
Total Harris County				0.00
Legal				0.00
Total Legal				0.00
Penalty & Interest				0.00
Total Penalty & Interest				0.00
Sheldon ISD				0.00
BP3-075.008.033.0397				0.00
Check	07/10/2015	Sheldon Independen ..	1,000.00	1,000.00
Check	08/10/2015	Sheldon Independen ..	1,000.00	2,000.00
Check	09/10/2015	Sheldon Independen...	1,000.00	3,000.00
Check	10/10/2015	Sheldon Independen...	1,000.00	4,000.00
Check	11/10/2015	Sheldon Independen. .	1,000.00	5,000.00

2:16 PM

01/23/17

Accrual Basis

Suburban Utility Company
General Ledger
As of December 31, 2015

Type	Date	Name	Amount	Balance
Check	12/10/2015	Sheldon Independen.	1,000.00	6,000.00
Total BP3-075 008 033.0397			6,000 00	6,000 00
BP4-075.008.048.0835				0.00
Total BP4-075.008.048 0835				0.00
RA-044.043.000.0071				0 00
Total RA-044.043.000.0071				0.00
Sheldon ISD - Other				0 00
Total Sheldon ISD - Other				0.00
Total Sheldon ISD			6,000 00	6,000.00
Tax				0.00
Total Tax				0.00
Property Taxes - Other				0.00
Total Property Taxes - Other				0 00
Total Property Taxes			6,000.00	6,000.00
Regulatory Expense				0.00
Fines and Penalties				0.00
Total Fines and Penalties				0.00
NHCRWA				0.00
Late Payment Penalty & Interest				0.00
Well Nos 2002 & 2003 (CB)				0.00
Total Well Nos 2002 & 2003 (CB)				0 00
Late Payment Penalty & Interest - Other				0 00
Total Late Payment Penalty & Interest - Other				0 00
Total Late Payment Penalty & Interest				0.00
Pumpage Fees				0.00
Well Nos 2002 & 2003 (CB)				0.00
Total Well Nos 2002 & 2003 (CB)				0.00
Pumpage Fees - Other				0.00
Total Pumpage Fees - Other				0.00
Total Pumpage Fees				0.00
NHCRWA - Other				0.00
Total NHCRWA - Other				0.00
Total NHCRWA				0.00
Rate Case Expense				0.00
Total Rate Case Expense				0 00
TCEQ				0.00
2011-0499-UTL-E				0.00
Total 2011-0499-UTL-E				0.00
TCEQ Water Assessments				0.00
Total TCEQ Water Assessments				0 00
Water System Fees				0.00
Beaumont Place				0.00
Total Beaumont Place				0.00
Castlewood				0.00
Total Castlewood				0.00
Cypress Bend				0.00
Total Cypress Bend				0.00
Reservoir Acres				0.00

2:16 PM

01/23/17

Accrual Basis

Suburban Utility Company
General Ledger
As of December 31, 2015

Type	Date	Name	Amount	Balance
Total Reservoir Acres				0.00
Water System Fees - Other				0.00
Check	12/24/2015	TCEQ	2,691.80	2,691.80
Total Water System Fees - Other			2,691.80	2,691.80
Total Water System Fees			2,691.80	2,691.80
TCEQ - Other				0.00
Total TCEQ - Other				0.00
Total TCEQ			2,691.80	2,691.80
TDH				0.00
TDH Laboratory Services				0.00
TDH-BM-21010098				0.00
Total TDH-BM-21010098				0.00
TDH-CB-21010119				0.00
Total TDH-CB-21010119				0.00
TDH-CW-21010111				0.00
Total TDH-CW-21010111				0.00
TDH-RA-21010197				0.00
Total TDH-RA-21010197				0.00
TDH Laboratory Services - Other				0.00
Total TDH Laboratory Services - Other				0.00
Total TDH Laboratory Services				0.00
TDH - Other				0.00
Total TDH - Other				0.00
Total TDH				0.00
Water Well Permit Fees				0.00
HGCSD				0.00
BP - Well No's 1993 & 1994				0.00
Bill	07/07/2015	HGCSD-1993	100.00	100.00
Bill	11/13/2015	HGCSD-1993	1,160.00	1,260.00
Total BP - Well No's 1993 & 1994			1,260.00	1,260.00
CB - Well No's 2002 & 2003				0.00
Total CB - Well No's 2002 & 2003				0.00
CW - WELL NO. 2001				0.00
Total CW - WELL NO. 2001				0.00
RA - Well No. 4285				0.00
Bill	07/07/2015	HGCSD-4285	50.00	50.00
Bill	11/13/2015	HGCSD-4285	560.00	610.00
Total RA - Well No. 4285			610.00	610.00
HGCSD - Other				0.00
Total HGCSD - Other				0.00
Total HGCSD			1,870.00	1,870.00
Water Well Permit Fees - Other				0.00
Total Water Well Permit Fees - Other				0.00
Total Water Well Permit Fees			1,870.00	1,870.00
Regulatory Expense - Other				0.00
Total Regulatory Expense - Other				0.00
Total Regulatory Expense			4,561.80	4,561.80

2:16 PM

01/23/17

Accrual Basis

Suburban Utility Company
General Ledger
As of December 31, 2015

Type	Date	Name	Amount	Balance
Rent				0.00
Total Rent				0.00
Repairs & Maintenance				0.00
Auto Dialer				0.00
Check	07/01/2015	ATT	141.95	141.95
Check	08/05/2015	ATT	131.88	273.83
Check	09/01/2015	ATT	134.25	408.08
Check	10/15/2015	ATT	134.21	542.29
Check	11/04/2015	ATT	144.26	686.55
Check	12/18/2015	ATT	144.08	830.63
Total Auto Dialer			830.63	830.63
Grounds Maintenance				0.00
Bill	07/01/2015	MBC WS	724.50	724.50
Bill	08/03/2015	MBC WS	839.50	1,564.00
Bill	09/01/2015	MBC WS	920.00	2,484.00
Bill	10/01/2015	MBC WS	770.50	3,254.50
Bill	11/02/2015	MBC WS	862.50	4,117.00
Bill	12/01/2015	MBC WS	690.00	4,807.00
Total Grounds Maintenance			4,807.00	4,807.00
Well Meter Accuracy Testing				0.00
Total Well Meter Accuracy Testing				0.00
Repairs & Maintenance - Other				0.00
Bill	07/01/2015	MBC WS	4,205.98	4,205.98
Bill	08/03/2015	MBC WS	4,959.57	9,165.55
Bill	09/01/2015	MBC WS	3,982.91	13,148.46
Bill	09/27/2015	MBC WS	1,780.07	14,928.53
Bill	10/01/2015	MBC WS	56.71	14,985.24
Bill	10/30/2015	MBC WS	15,350.49	30,335.73
Bill	11/02/2015	MBC WS	2,174.74	32,510.47
Bill	12/01/2015	MBC WS	3,442.35	35,952.82
Total Repairs & Maintenance - Other			35,952.82	35,952.82
Total Repairs & Maintenance			41,590.45	41,590.45
Southwest Engineers (TWDB)				0.00
Total Southwest Engineers (TWDB)				0.00
Travel, Dining & Ent.				0.00
Entertainment				0.00
Total Entertainment				0.00
Meals				0.00
Total Meals				0.00
Travel				0.00
Total Travel				0.00
Travel, Dining & Ent. - Other				0.00
Total Travel, Dining & Ent. - Other				0.00
Total Travel, Dining & Ent.				0.00
Uncategorized Expenses				0.00
Total Uncategorized Expenses				0.00
Interest Income				0.00
Total Interest Income				0.00
Other Income				0.00
Engineering Fees				0.00
Total Engineering Fees				0.00
PROPERTY DAMAGES				0.00

2:16 PM

01/23/17

Accrual Basis

Suburban Utility Company

General Ledger

As of December 31, 2015

Type	Date	Name	Amount	Balance
Total PROPERTY DAMAGES				0.00
Other Income - Other				0 00
Total Other Income - Other				0.00
Total Other Income				0.00
Deposit Correction				0.00
Total Deposit Correction				0 00
Other Expenses				0 00
Total Other Expenses				0.00
No acct				0.00
Total no acct				0.00
TOTAL			0.00	0.00

2:16 PM

01/23/17

Accrual Basis

Suburban Utility Company
General Ledger
As of June 30, 2016

Type	Date	Name	Amount	Balance
CHASE BANK				0 00
Total CHASE BANK				0.00
FIRST NATIONAL BANK				-2,883.67
Total FIRST NATIONAL BANK				-2,883.67
Plains Capital Bank				32,384.30
Check	01/04/2016	Bank Svc Chrg	-179 00	32,205.30
Deposit	01/06/2016	Deposit	4,156.18	36,361.48
Deposit	01/06/2016	Deposit	4,483 19	40,844.67
Deposit	01/06/2016	Deposit	5,613 01	46,457.68
Deposit	01/07/2016	Deposit	6,179 64	52,637.32
Deposit	01/08/2016	Deposit	3,221 76	55,859.08
Deposit	01/08/2016	Deposit	4,319.21	60,178 29
Check	01/08/2016	MBC WS	-1,450.00	58,728 29
Check	01/08/2016	MBC WS	-7,850.00	50,878.29
Check	01/08/2016	ATT	-134.02	50,744 27
Check	01/10/2016	Sheldon Independen	-1,000.00	49,744 27
Check	01/11/2016	CITY OF HOUSTON	-3,726 71	46,017.56
Deposit	01/12/2016	Deposit	6,285 77	52,303.33
Bill Pmt -Check	01/15/2016	NHCRWA	-2,956.00	49,347.33
Check	01/15/2016	Ret Chk Fee	-5.00	49,342.33
Check	01/15/2016	Returned Item(s)	-52.77	49,289.56
Check	01/15/2016	MBC WS	-1,450.00	47,839 56
Check	01/15/2016	MBC WS	-7,850.00	39,989 56
Deposit	01/19/2016	Deposit	5,512.32	45,501.88
Deposit	01/20/2016	Deposit	4,677.54	50,179 42
Check	01/20/2016	ATT	-144.20	50,035 22
Deposit	01/22/2016	Deposit	3,563.27	53,598.49
Check	01/22/2016	MBC WS	-1,450 00	52,148.49
Check	01/22/2016	MBC WS	-7,850 00	44,298 49
Bill Pmt -Check	01/26/2016	Law Office of Les R...	-1,022.31	43,276.18
Check	01/26/2016	Returned Item(s)	-28.23	43,247 95
Deposit	01/27/2016	Deposit	5,521 25	48,769.20
Check	01/27/2016	MBC WS	-6,536 83	42,232.37
Check	01/27/2016	HCPT	-3,240 22	38,992 15
Check	01/27/2016	SHELDON I.S.D. - T ..	-1,957 32	37,034 83
Check	01/27/2016	Cypress Fairbanks I...	-925.32	36,109.51
Check	01/27/2016	SHELDON I.S.D. - T.	-757 13	35,352 38
Check	01/27/2016	SHELDON I.S.D. - T.	-191 87	35,160 51
Check	01/27/2016	Ret Chk Fee	-5 00	35,155.51
Check	01/27/2016	Ret Chk Fee	-5 00	35,150.51
Check	01/27/2016	Ret Chk Fee	-5 00	35,145.51
Check	01/27/2016	Ret Chk Fee	-5 00	35,140.51
Check	01/27/2016	Cypress Fairbanks I..	-1.00	35,139 51
Check	01/27/2016	Aldine Independent	-1,219.25	33,920.26
Check	01/29/2016	MBC WS	-1,450 00	32,470.26
Check	01/29/2016	MBC WS	-7,850 00	24,620.26
Bill Pmt -Check	02/01/2016	The Dickinson Law ..	-1,512.00	23,108 26
Deposit	02/01/2016	Deposit	7,483.61	30,591.87
Check	02/01/2016	Bank Svc Chrg	-191 00	30,400.87
Check	02/01/2016	TCEQ	-6,717.81	23,683 06
Deposit	02/04/2016	Deposit	2,444 72	26,127.78
Deposit	02/04/2016	Deposit	6,720 74	32,848.52
Check	02/04/2016	Ret Chk Fee	-5.00	32,843 52
Check	02/04/2016	Returned Item(s)	-40.17	32,803 35
Check	02/05/2016	Alice Dolan	-148 18	32,655.17
Deposit	02/05/2016	Deposit	2,900.62	35,555 79
Check	02/05/2016	MBC WS	-1,450 00	34,105.79
Check	02/05/2016	MBC WS	-7,850.00	26,255 79
Check	02/08/2016	CITY OF HOUSTON	-3,933.90	22,321.89
Check	02/10/2016	Sheldon Independen..	-1,000.00	21,321.89
Check	02/10/2016	Plains Capital Bank	-10,000.00	11,321.89
Bill Pmt -Check	02/10/2016	NHCRWA	-2,830.00	8,491.89
Deposit	02/10/2016	Deposit	4,022.02	12,513.91
Deposit	02/10/2016	Deposit	4,630 76	17,144.67
Deposit	02/12/2016	Deposit	3,379.84	20,524 51
Check	02/16/2016	MBC WS	-1,450.00	19,074.51
Check	02/16/2016	MBC WS	-7,850 00	11,224.51

2:16 PM

01/23/17

Accrual Basis

Suburban Utility Company
General Ledger
As of June 30, 2016

Type	Date	Name	Amount	Balance
Check	02/18/2016	Harris-Galveston Su ..	-650.00	10,574.51
Deposit	02/18/2016	Deposit	6,777.67	17,352.18
Deposit	02/19/2016	Deposit	3,055.90	20,408.08
Check	02/19/2016	MBC WS	-1,450.00	18,958.08
Check	02/19/2016	MBC WS	-7,850.00	11,108.08
Deposit	02/23/2016	Deposit	2,677.65	13,785.73
Deposit	02/23/2016	Deposit	3,060.23	16,845.96
Deposit	02/25/2016	Deposit	3,532.44	20,378.40
Check	02/25/2016	MBC WS	-1,450.00	18,928.40
Check	02/25/2016	MBC WS	-7,850.00	11,078.40
Deposit	02/26/2016	Deposit	2,274.69	13,353.09
Check	02/26/2016	Ret Chk Fee	-5.00	13,348.09
Check	02/26/2016	Returned Item(s)	-36.26	13,311.83
Check	02/26/2016	MBC WS	-2,784.92	10,526.91
Check	02/26/2016	ATT	-153.42	10,373.49
Deposit	03/01/2016	Deposit	9,503.99	19,877.48
Check	03/01/2016	Bnk Srvc Chrg	-197.00	19,680.48
Bill Pmt -Check	03/04/2016	DSHS	-881.29	18,799.19
Deposit	03/04/2016	Deposit	6,441.69	25,240.88
Deposit	03/04/2016	Deposit	1,943.00	27,183.88
Check	03/04/2016	MBC WS	-7,850.00	19,333.88
Check	03/04/2016	MBC WS	-1,450.00	17,883.88
Check	03/04/2016	Returned Item(s)	-29.00	17,854.88
Check	03/04/2016	Ret Chk Fee	-5.00	17,849.88
Deposit	03/09/2016	Deposit	9,178.93	27,028.81
Check	03/10/2016	- Sheldon Independen...	-1,000.00	26,028.81
Bill Pmt -Check	03/10/2016	NHCRWA	-2,634.00	23,394.81
Check	03/10/2016	MBC WS	-7,850.00	15,544.81
Check	03/10/2016	MBC WS	-1,450.00	14,094.81
Check	03/11/2016	Harris-Galveston Su. .	-200.00	13,894.81
Check	03/11/2016	Harris-Galveston Su...	-200.00	13,694.81
Check	03/11/2016	Plains Capital Bank	-3,958.33	9,736.48
Deposit	03/11/2016	Deposit	5,453.19	15,189.67
Check	03/11/2016	CITY OF HOUSTON	-4,245.95	10,943.72
Check	03/16/2016	Returned Item(s)	-25.40	10,918.32
Check	03/16/2016	Ret Chk Fee	-5.00	10,913.32
Deposit	03/17/2016	Deposit	931.49	11,844.81
Deposit	03/17/2016	Deposit	1,204.57	13,049.38
Deposit	03/17/2016	Deposit	1,967.28	15,016.66
Deposit	03/17/2016	Deposit	4,153.01	19,169.67
Bill Pmt -Check	03/21/2016	T & K ELECTRIC	-1,000.00	18,169.67
Check	03/22/2016	Gloria M. Lopez	-22.39	18,147.28
Deposit	03/22/2016	Deposit	3,640.83	21,788.11
Deposit	03/22/2016	Deposit	4,725.63	26,513.74
Check	03/22/2016	MBC WS	-7,850.00	18,663.74
Check	03/22/2016	MBC WS	-1,450.00	17,213.74
Check	03/24/2016	MBC WS	-7,850.00	9,363.74
Check	03/24/2016	MBC WS	-1,450.00	7,913.74
Deposit	03/25/2016	Deposit	5,293.57	13,207.31
Deposit	03/29/2016	Deposit	6,516.15	19,723.46
Check	03/31/2016	MBC WS	-3,094.65	16,628.81
Deposit	04/01/2016	Deposit	5,026.43	21,655.24
Check	04/01/2016	Bnk Srvc Chrg	-226.80	21,428.44
Check	04/01/2016	MBC WS	-1,450.00	19,978.44
Check	04/01/2016	MBC WS	-7,850.00	12,128.44
Check	04/04/2016	ATT	-151.15	11,977.29
Deposit	04/05/2016	Deposit	8,794.19	20,771.48
Check	04/06/2016	CITY OF HOUSTON	-4,015.75	16,755.73
Check	04/07/2016	MBC WS	-1,450.00	15,305.73
Check	04/07/2016	MBC WS	-7,850.00	7,455.73
Bill Pmt -Check	04/08/2016	NHCRWA	-2,592.00	4,863.73
Deposit	04/08/2016	Deposit	7,041.54	11,905.27
Check	04/10/2016	Sheldon Independen...	-1,000.00	10,905.27
Check	04/11/2016	Plains Capital Bank	-3,958.33	6,946.94
Bill Pmt -Check	04/12/2016	T & K ELECTRIC	-2,268.87	4,678.07
Deposit	04/13/2016	Deposit	3,075.81	7,753.88
Check	04/18/2016	Heriberto Cobos	-650.00	7,103.88
Deposit	04/20/2016	Deposit	3,066.38	10,170.26

2:16 PM

01/23/17

Accrual Basis

Suburban Utility Company

General Ledger

As of June 30, 2016

Type	Date	Name	Amount	Balance
Deposit	04/20/2016	Deposit	5,484.33	15,654.59
Deposit	04/21/2016	Deposit	4,267.03	19,921.62
Check	04/22/2016	MBC WS	-1,450.00	18,471.62
Check	04/22/2016	MBC WS	-7,850.00	10,621.62
Deposit	04/27/2016	Deposit	2,740.00	13,361.62
Deposit	04/27/2016	Deposit	3,978.11	17,339.73
Deposit	04/27/2016	Deposit	4,129.02	21,468.75
Check	04/28/2016	MBC WS	-1,450.00	20,018.75
Check	04/28/2016	MBC WS	-7,850.00	12,168.75
Check	04/29/2016	Ret Chk Fee	-5.00	12,163.75
Check	04/29/2016	Returned Item(s)	-54.29	12,109.46
Deposit	05/02/2016	Deposit	4,155.44	16,264.90
Deposit	05/02/2016	Deposit	7,854.28	24,119.18
Check	05/02/2016	Ret Chk Fee	-5.00	24,114.18
Check	05/02/2016	Returned Item(s)	-31.36	24,082.82
Check	05/02/2016	ATT	-150.93	23,931.89
Check	05/02/2016	Bank Svc Chrg	-163.00	23,768.89
Deposit	05/03/2016	Deposit	5,086.43	28,855.32
Check	05/03/2016	MBC WS	-1,450.00	27,405.32
Check	05/03/2016	MBC WS	-7,850.00	19,555.32
Check	05/04/2016	MBC WS	-3,178.01	16,377.31
Deposit	05/05/2016	Deposit	8,949.04	25,326.35
Check	05/05/2016	MBC WS	-1,450.00	23,876.35
Check	05/05/2016	MBC WS	-7,850.00	16,026.35
Bill Pmt -Check	05/09/2016	NHCRWA	-2,858.00	13,168.35
Check	05/10/2016	Sheldon Independen...	-1,000.00	12,168.35
Check	05/11/2016	Plains Capital Bank	-3,958.33	8,210.02
Bill Pmt -Check	05/11/2016	B & D ENVIRONME	-1,500.00	6,710.02
Deposit	05/11/2016	Deposit	4,610.37	11,320.39
Deposit	05/11/2016	Deposit	6,835.94	18,156.33
Check	05/12/2016	CITY OF HOUSTON	-3,484.58	14,671.75
Check	05/12/2016	MBC WS	-1,450.00	13,221.75
Check	05/12/2016	MBC WS	-7,850.00	5,371.75
Deposit	05/13/2016	Deposit	5,989.21	11,360.96
Check	05/16/2016	Deposit Correction	-30.00	11,330.96
Check	05/18/2016	MBC WS	-2,431.26	8,899.70
Deposit	05/19/2016	Deposit	7,958.52	16,858.22
Check	05/20/2016	MBC WS	-1,450.00	15,408.22
Check	05/20/2016	MBC WS	-7,850.00	7,558.22
Check	05/24/2016	Ret Chk Fee	-5.00	7,553.22
Check	05/24/2016	Returned Item(s)	-106.56	7,446.66
Deposit	05/25/2016	Deposit	8,007.37	15,454.03
Check	05/26/2016	MBC WS	-1,450.00	14,004.03
Check	05/26/2016	MBC WS	-7,850.00	6,154.03
Deposit	05/31/2016	Deposit	4,031.01	10,185.04
Deposit	05/31/2016	Deposit	4,215.59	14,400.63
Check	05/31/2016	Ret Chk Fee	-5.00	14,395.63
Check	05/31/2016	Returned Item(s)	-30.00	14,365.63
Check	06/01/2016	Bank Svc Chrg	-1.00	14,364.63
Check	06/01/2016	Bank Svc Chrg	-237.20	14,127.43
Check	06/02/2016	MBC WS	-1,450.00	12,677.43
Check	06/02/2016	MBC WS	-7,850.00	4,827.43
Check	06/02/2016	ATT	-151.12	4,676.31
Deposit	06/03/2016	Deposit	7,077.88	11,754.19
Deposit	06/06/2016	Deposit	4,606.98	16,361.17
Check	06/06/2016	CITY OF HOUSTON	-3,138.50	13,222.67
Check	06/10/2016	Plains Capital Bank	-3,958.33	9,264.34
Bill Pmt -Check	06/10/2016	NHCRWA	-3,511.20	5,753.14
Deposit	06/13/2016	Deposit	5,514.49	11,267.63
Deposit	06/13/2016	Deposit	6,136.28	17,403.91
Check	06/14/2016	MBC WS	-1,450.00	15,953.91
Check	06/14/2016	MBC WS	-7,850.00	8,103.91
Deposit	06/15/2016	Deposit	6,813.31	14,917.22
Check	06/17/2016	MBC WS	-1,450.00	13,467.22
Check	06/17/2016	MBC WS	-7,850.00	5,617.22
Check	06/20/2016	Ret Chk Fee	-5.00	5,612.22
Check	06/20/2016	Deposit Correction	-50.00	5,562.22
Check	06/20/2016	MBC WS	-2,282.25	3,279.97

2:16 PM

01/23/17

Accrual Basis

Suburban Utility Company
General Ledger
As of June 30, 2016

Type	Date	Name	Amount	Balance
Deposit	06/21/2016	Deposit	6,817.21	10,097.18
Deposit	06/24/2016	Deposit	5,465.97	15,563.15
Check	06/26/2016	Spirit of Texas Bank	-16,585.46	-1,022.31
Total Plains Capital Bank			-33,406.61	-1,022.31
Spirit of Texas Bank				0.00
Check	06/10/2016	Sheldon Independen ..	-1,000.00	-1,000.00
Check	06/26/2016	Spirit of Texas Bank	16,585.46	15,585.46
Deposit	06/28/2016	Deposit	1,924.95	17,510.41
Deposit	06/28/2016	Deposit	6,870.02	24,380.43
Check	06/29/2016	MBC WS	-1,450.00	22,930.43
Check	06/29/2016	MBC WS	-7,850.00	15,080.43
Check	06/30/2016	CITY OF HOUSTON	-3,386.64	11,693.79
Total Spirit of Texas Bank			11,693.79	11,693.79
Suburban CIP Account				-18,821.89
Total Suburban CIP Account				-18,821.89
Accounts Receivable				1,000.00
Suspense Account # 1				0.00
Total Suspense Account # 1				0.00
Accounts Receivable - Other				1,000.00
Total Accounts Receivable - Other				1,000.00
Total Accounts Receivable				1,000.00
Inventory Asset				1,000.00
Total Inventory Asset				1,000.00
Undeposited Funds				0.00
Total Undeposited Funds				0.00
Fixed Assets				64,696.87
Accumulated Depreciation				-593,852.00
Total Accumulated Depreciation				-593,852.00
Field Equipment				418,779.81
Bill	03/21/2016	T & K ELECTRIC	1,000.00	419,779.81
Bill	04/12/2016	T & K ELECTRIC	2,268.87	422,048.68
Total Field Equipment			3,268.87	422,048.68
Furniture & Office Equipment				6,482.00
Total Furniture & Office Equipment				6,482.00
Land				6,232.00
Total Land				6,232.00
Pumps & Pump Houses				21,409.39
Total Pumps & Pump Houses				21,409.39
Water Lines				182,626.67
Total Water Lines				182,626.67
Water Tanks				23,019.00
Total Water Tanks				23,019.00
Fixed Assets - Other				0.00
Total Fixed Assets - Other				0.00
Total Fixed Assets			3,268.87	67,965.74
Accounts Payable				-43,222.50
Bill	01/04/2016	MBC WS	-36,476.57	-79,699.07
Bill	01/08/2016	Law Office of Les R.	-1,022.31	-80,721.38
Check	01/08/2016	MBC WS	7,850.00	-72,871.38
Bill	01/15/2016	NHCRWA	-2,956.00	-75,827.38
Bill Pmt -Check	01/15/2016	NHCRWA	2,956.00	-72,871.38
Check	01/15/2016	MBC WS	7,850.00	-65,021.38

2:16 PM

01/23/17

Accrual Basis

Suburban Utility Company

General Ledger

As of June 30, 2016

Type	Date	Name	Amount	Balance
Check	01/22/2016	MBC WS	7,850.00	-57,171.38
Bill Pmt -Check	01/26/2016	Law Office of Les R .	1,022.31	-56,149.07
Check	01/29/2016	MBC WS	7,850.00	-48,299.07
Bill Pmt -Check	02/01/2016	The Dickinson Law ...	1,512.00	-46,787.07
Bill	02/01/2016	NHCRWA	-2,830.00	-49,617.07
Bill	02/01/2016	MBC WS	-36,460.58	-86,077.65
Bill	02/02/2016	DSHS	-279.35	-86,357.00
Bill	02/02/2016	DSHS	-279.35	-86,636.35
Bill	02/02/2016	DSHS	-322.59	-86,958.94
Check	02/05/2016	MBC WS	7,850.00	-79,108.94
Bill	02/05/2016	T & K ELECTRIC	-86.60	-79,195.54
Bill Pmt -Check	02/10/2016	NHCRWA	2,830.00	-76,365.54
Check	02/16/2016	MBC WS	7,850.00	-68,515.54
Check	02/19/2016	MBC WS	7,850.00	-60,665.54
Check	02/25/2016	MBC WS	7,850.00	-52,815.54
Bill	03/01/2016	MBC WS	-36,509.05	-89,324.59
Bill	03/03/2016	NHCRWA	-2,634.00	-91,958.59
Bill Pmt -Check	03/04/2016	DSHS	881.29	-91,077.30
Check	03/04/2016	MBC WS	7,850.00	-83,227.30
Bill Pmt -Check	03/10/2016	NHCRWA	2,634.00	-80,593.30
Check	03/10/2016	MBC WS	7,850.00	-72,743.30
Bill	03/21/2016	T & K ELECTRIC	-1,000.00	-73,743.30
Bill Pmt -Check	03/21/2016	T & K ELECTRIC	1,000.00	-72,743.30
Check	03/22/2016	MBC WS	7,850.00	-64,893.30
Check	03/24/2016	MBC WS	7,850.00	-57,043.30
Bill	03/28/2016	MBC WS	-2,260.17	-59,303.47
Check	04/01/2016	MBC WS	7,850.00	-51,453.47
Bill	04/01/2016	MBC WS	-36,301.78	-87,755.25
Bill	04/04/2016	MBC WS	-7,515.05	-95,270.30
Bill	04/06/2016	B & D ENVIRONME.	-500.00	-95,770.30
Bill	04/07/2016	NHCRWA	-2,592.00	-98,362.30
Check	04/07/2016	MBC WS	7,850.00	-90,512.30
Bill Pmt -Check	04/08/2016	NHCRWA	2,592.00	-87,920.30
Bill	04/12/2016	T & K ELECTRIC	-2,268.87	-90,189.17
Bill Pmt -Check	04/12/2016	T & K ELECTRIC	2,268.87	-87,920.30
Bill	04/13/2016	MBC WS	-883.45	-88,803.75
Bill	04/18/2016	B & D ENVIRONME...	-1,000.00	-89,803.75
Check	04/22/2016	MBC WS	7,850.00	-81,953.75
Check	04/28/2016	MBC WS	7,850.00	-74,103.75
Bill	05/02/2016	MBC WS	-36,204.77	-110,308.52
Check	05/03/2016	MBC WS	7,850.00	-102,458.52
Check	05/05/2016	MBC WS	7,850.00	-94,608.52
Bill	05/05/2016	MBC WS	-1,153.75	-95,762.27
Bill Pmt -Check	05/09/2016	NHCRWA	2,858.00	-92,904.27
Bill	05/10/2016	NHCRWA	-2,858.00	-95,762.27
Bill Pmt -Check	05/11/2016	B & D ENVIRONME...	1,500.00	-94,262.27
Check	05/12/2016	MBC WS	7,850.00	-86,412.27
Bill	05/16/2016	Fluid Meter Sales & ..	-205.68	-86,617.95
Bill	05/16/2016	Fluid Meter Sales & ...	-205.68	-86,823.63
Check	05/20/2016	MBC WS	7,850.00	-78,973.63
Check	05/26/2016	MBC WS	7,850.00	-71,123.63
Bill	06/01/2016	MBC WS	-40,947.04	-112,070.67
Bill	06/02/2016	NHCRWA	-3,511.20	-115,581.87
Check	06/02/2016	MBC WS	7,850.00	-107,731.87
Bill	06/07/2016	The Dickinson Law ..	-324.02	-108,055.89
Bill Pmt -Check	06/10/2016	NHCRWA	3,511.20	-104,544.69
Check	06/14/2016	MBC WS	7,850.00	-96,694.69
Check	06/17/2016	MBC WS	7,850.00	-88,844.69
Check	06/29/2016	MBC WS	7,850.00	-80,994.69
Total Accounts Payable			-37,772.19	-80,994.69
Customer Deposits				-41,560.00
Check	03/22/2016	Gloria M Lopez	50.00	-41,510.00
Check	04/18/2016	Heriberto Cobos	50.00	-41,460.00
Total Customer Deposits			100.00	-41,460.00
Improvement Liabilities				-28,300.00

2:16 PM

01/23/17

Accrual Basis

Suburban Utility Company
General Ledger
As of June 30, 2016

Type	Date	Name	Amount	Balance
Plant Improvements				-5,800.00
Total Plant Improvements				-5,800.00
Water Main Improvements				-22,500.00
Total Water Main Improvements				-22,500.00
Improvement Liabilities - Other				0.00
Total Improvement Liabilities - Other				0.00
Total Improvement Liabilities				-28,300.00
Loans				-1,009.76
TCEQ Water Assess. Fees Loan				-2,344.72
Total TCEQ Water Assess. Fees Loan				-2,344.72
TCEQ Water System Fees Loan				1,334.96
Total TCEQ Water System Fees Loan				1,334.96
Loans - Other				0.00
Total Loans - Other				0.00
Total Loans				-1,009.76
Payroll Liabilities				0.00
Total Payroll Liabilities				0.00
Property Tax Payable				-187,139.03
Total Property Tax Payable				-187,139.03
Shareholder Loan				0.00
Total Shareholder Loan				0.00
TCEQ Water Assessments Payable				0.00
Total TCEQ Water Assessments Payable				0.00
TCEQ Water System Fees Payable				0.00
Total TCEQ Water System Fees Payable				0.00
TDH Regulatory Expense Payable				8,621.56
Total TDH Regulatory Expense Payable				8,621.56
NHCRWA Legal Fee Loan				0.00
Total NHCRWA Legal Fee Loan				0.00
NHCRWA Pumpage Fee Loan				0.00
Total NHCRWA Pumpage Fee Loan				0.00
Opening Bal Equity				0.00
Total Opening Bal Equity				0.00
Owner's Capital				-1,000.00
Draws				0.00
Total Draws				0.00
Investments				0.00
Total Investments				0.00
Owner's Capital - Other				-1,000.00
Total Owner's Capital - Other				-1,000.00
Total Owner's Capital				-1,000.00
Paid In Capital				-71,981.81
Total Paid In Capital				-71,981.81
Retained Earnings				167,379.80
Total Retained Earnings				167,379.80
Sales & Services				-296,565.20
Final Bill				0.00
Total Final Bill				0.00

2:16 PM

01/23/17

Accrual Basis

Suburban Utility Company
General Ledger
As of June 30, 2016

Type	Date	Name	Amount	Balance
Reconnection Fees				0.00
Total Reconnection Fees				0.00
Tap Fees				0.00
Check	04/18/2016	Heriberto Cobos	600.00	600.00
Total Tap Fees			600.00	600.00
Transfer Fees				0.00
Total Transfer Fees				0.00
Water Sales				-296,565.20
Adjustments				1,505.34
Check	01/15/2016	Returned Item(s)	52.77	1,558.11
Check	01/26/2016	Returned Item(s)	28.23	1,586.34
Check	02/04/2016	Returned Item(s)	40.17	1,626.51
Check	02/05/2016	Alice Dolan	148.18	1,774.69
Check	02/26/2016	Returned Item(s)	36.26	1,810.95
Check	03/04/2016	Returned Item(s)	29.00	1,839.95
Check	03/16/2016	Returned Item(s)	25.40	1,865.35
Check	03/22/2016	Gloria M. Lopez	-28.33	1,837.02
Check	04/29/2016	Returned Item(s)	54.29	1,891.31
Check	05/02/2016	Returned Item(s)	31.36	1,922.67
Check	05/16/2016	Deposit Correction	30.00	1,952.67
Check	05/24/2016	Returned Item(s)	106.56	2,059.23
Check	05/31/2016	Returned Item(s)	30.00	2,089.23
Check	06/20/2016	Deposit Correction	50.00	2,139.23
Total Adjustments			633.89	2,139.23
Deposits				-298,070.54
Deposit	01/06/2016	Deposit	-4,156.18	-302,226.72
Deposit	01/06/2016	Deposit	-4,483.19	-306,709.91
Deposit	01/06/2016	Deposit	-5,613.01	-312,322.92
Deposit	01/07/2016	Deposit	-6,179.64	-318,502.56
Deposit	01/08/2016	Deposit	-3,221.76	-321,724.32
Deposit	01/08/2016	Deposit	-4,319.21	-326,043.53
Deposit	01/12/2016	Deposit	-6,285.77	-332,329.30
Deposit	01/19/2016	Deposit	-5,512.32	-337,841.62
Deposit	01/20/2016	Deposit	-4,677.54	-342,519.16
Deposit	01/22/2016	Deposit	-3,563.27	-346,082.43
Deposit	01/27/2016	Deposit	-5,521.25	-351,603.68
Deposit	02/01/2016	Deposit	-7,483.61	-359,087.29
Deposit	02/04/2016	Deposit	-2,444.72	-361,532.01
Deposit	02/04/2016	Deposit	-6,720.74	-368,252.75
Deposit	02/05/2016	Deposit	-2,900.62	-371,153.37
Deposit	02/10/2016	Deposit	-4,022.02	-375,175.39
Deposit	02/10/2016	Deposit	-4,630.76	-379,806.15
Deposit	02/12/2016	Deposit	-3,379.84	-383,185.99
Deposit	02/18/2016	Deposit	-6,777.67	-389,963.66
Deposit	02/19/2016	Deposit	-3,055.90	-393,019.56
Deposit	02/23/2016	Deposit	-2,677.65	-395,697.21
Deposit	02/23/2016	Deposit	-3,060.23	-398,757.44
Deposit	02/25/2016	Deposit	-3,532.44	-402,289.88
Deposit	02/26/2016	Deposit	-2,274.69	-404,564.57
Deposit	03/01/2016	Deposit	-9,503.99	-414,068.56
Deposit	03/04/2016	Deposit	-6,441.69	-420,510.25
Deposit	03/04/2016	Deposit	-1,943.00	-422,453.25
Deposit	03/09/2016	Deposit	-9,178.93	-431,632.18
Deposit	03/11/2016	Deposit	-5,453.19	-437,085.37
Deposit	03/17/2016	Deposit	-931.49	-438,016.86
Deposit	03/17/2016	Deposit	-1,204.57	-439,221.43
Deposit	03/17/2016	Deposit	-1,967.28	-441,188.71
Deposit	03/17/2016	Deposit	-4,153.01	-445,341.72
Deposit	03/22/2016	Deposit	-3,640.83	-448,982.55
Deposit	03/22/2016	Deposit	-4,725.63	-453,708.18
Deposit	03/25/2016	Deposit	-5,293.57	-459,001.75
Deposit	03/29/2016	Deposit	-6,516.15	-465,517.90
Deposit	04/01/2016	Deposit	-5,026.43	-470,544.33

2:16 PM

01/23/17

Accrual Basis

Suburban Utility Company

General Ledger

As of June 30, 2016

Type	Date	Name	Amount	Balance
Deposit	04/05/2016	Deposit	-8,794.19	-479,338.52
Deposit	04/08/2016	Deposit	-7,041.54	-486,380.06
Deposit	04/13/2016	Deposit	-3,075.81	-489,455.87
Deposit	04/20/2016	Deposit	-3,066.38	-492,522.25
Deposit	04/20/2016	Deposit	-5,484.33	-498,006.58
Deposit	04/21/2016	Deposit	-4,267.03	-502,273.61
Deposit	04/27/2016	Deposit	-2,740.00	-505,013.61
Deposit	04/27/2016	Deposit	-3,978.11	-508,991.72
Deposit	04/27/2016	Deposit	-4,129.02	-513,120.74
Deposit	05/02/2016	Deposit	-4,155.44	-517,276.18
Deposit	05/02/2016	Deposit	-7,854.28	-525,130.46
Deposit	05/03/2016	Deposit	-5,086.43	-530,216.89
Deposit	05/05/2016	Deposit	-8,949.04	-539,165.93
Deposit	05/11/2016	Deposit	-4,610.37	-543,776.30
Deposit	05/11/2016	Deposit	-6,835.94	-550,612.24
Deposit	05/13/2016	Deposit	-5,989.21	-556,601.45
Deposit	05/19/2016	Deposit	-7,958.52	-564,559.97
Deposit	05/25/2016	Deposit	-8,007.37	-572,567.34
Deposit	05/31/2016	Deposit	-4,031.01	-576,598.35
Deposit	05/31/2016	Deposit	-4,215.59	-580,813.94
Deposit	06/03/2016	Deposit	-7,077.88	-587,891.82
Deposit	06/06/2016	Deposit	-4,606.98	-592,498.80
Deposit	06/13/2016	Deposit	-5,514.49	-598,013.29
Deposit	06/13/2016	Deposit	-6,136.28	-604,149.57
Deposit	06/15/2016	Deposit	-6,813.31	-610,962.88
Deposit	06/21/2016	Deposit	-6,817.21	-617,780.09
Deposit	06/24/2016	Deposit	-5,465.97	-623,246.06
Deposit	06/28/2016	Deposit	-1,924.95	-625,171.01
Deposit	06/28/2016	Deposit	-6,870.02	-632,041.03
Total Deposits			-333,970.49	-632,041.03
Water Sales - Other				0.00
Total Water Sales - Other				0.00
Total Water Sales			-333,336.60	-629,901.80
Sales & Services - Other				0.00
Total Sales & Services - Other				0.00
Total Sales & Services			-332,736.60	-629,301.80
APS				0.00
Total APS				0.00
Ask Accountant - TBD				0.00
Total Ask Accountant - TBD				0.00
Automobile Expense				0.00
Total Automobile Expense				0.00
Cash Discounts				0.00
Total Cash Discounts				0.00
Chemicals				6,484.07
Bill	01/04/2016	MBC WS	495.77	6,979.84
Bill	02/01/2016	MBC WS	804.52	7,784.36
Bill	03/01/2016	MBC WS	367.24	8,151.60
Bill	04/01/2016	MBC WS	447.21	8,598.81
Bill	05/02/2016	MBC WS	281.04	8,879.85
Bill	06/01/2016	MBC WS	687.88	9,567.73
Total Chemicals			3,083.66	9,567.73
CIP Expenditures				0.00
Total CIP Expenditures				0.00
Construction				0.00
Total Construction				0.00
Consumers Water Company				0.00

2:16 PM

01/23/17

Accrual Basis

Suburban Utility Company
General Ledger
As of June 30, 2016

Type	Date	Name	Amount	Balance
Total Consumers Water Company				0.00
Contract Labor				161,440.00
MBC - Operations				0.00
Total MBC - Operations				0.00
Operations Expense				161,440.00
Bill	01/04/2016	MBC WS	27,080.00	188,520.00
Bill	02/01/2016	MBC WS	27,120.00	215,640.00
Bill	03/01/2016	MBC WS	27,140.00	242,780.00
Bill	04/01/2016	MBC WS	27,060.00	269,840.00
Bill	05/02/2016	MBC WS	26,980.00	296,820.00
Bill	06/01/2016	MBC WS	27,000.00	323,820.00
Total Operations Expense			162,380.00	323,820.00
Contract Labor - Other				0.00
Total Contract Labor - Other				0.00
Total Contract Labor			162,380.00	323,820.00
Contributions				0.00
Total Contributions				0.00
Depreciation Expense				0.00
Total Depreciation Expense				0.00
Dues and Subscriptions				0.00
Total Dues and Subscriptions				0.00
Electric Utilities				29,820.52
ConEdison Solutions				29,820.52
Check	01/27/2016	MBC WS	6,536.83	36,357.35
Check	02/26/2016	MBC WS	2,784.92	39,142.27
Check	03/31/2016	MBC WS	3,094.65	42,236.92
Check	05/04/2016	MBC WS	3,178.01	45,414.93
Total ConEdison Solutions			15,594.41	45,414.93
Constellation 9				0.00
Check	05/18/2016	MBC WS	2,431.26	2,431.26
Check	06/20/2016	MBC WS	2,282.25	4,713.51
Total Constellation 9			4,713.51	4,713.51
Electric				0.00
Beaumont Place				0.00
Danvers Plant				0.00
1-271-616-3				0.00
Total 1-271-616-3				0.00
238-001-796-9019				0.00
Total 238-001-796-9019				0.00
Danvers Plant - Other				0.00
Total Danvers Plant - Other				0.00
Total Danvers Plant				0.00
Flagstaff Plant				0.00
021-804-040-5019				0.00
Total 021-804-040-5019				0.00
1-213-803-8				0.00
Total 1-213-803-8				0.00
Flagstaff Plant - Other				0.00
Total Flagstaff Plant - Other				0.00
Total Flagstaff Plant				0.00
Beaumont Place - Other				0.00

2:16 PM

01/23/17

Accrual Basis

Suburban Utility Company
General Ledger
As of June 30, 2016

Type	Date	Name	Amount	Balance
Total Beaumont Place - Other				0.00
Total Beaumont Place				0.00
Castlewood				0.00
031-834-600-4613				0.00
Total 031-834-600-4613				0.00
1-501-065-5				0.00
Total 1-501-065-5				0.00
Castlewood - Other				0.00
Total Castlewood - Other				0.00
Total Castlewood				0.00
Cypress Bend - Electricity				0.00
1-193-035-1				0.00
Total 1-193-035-1				0.00
515-767-018-0515				0.00
Total 515-767-018-0515				0.00
Cypress Bend - Electricity - Other				0.00
Total Cypress Bend - Electricity - Other				0.00
Total Cypress Bend - Electricity				0.00
Reservoir Acres				0.00
021-804-152-8017				0.00
Total 021-804-152-8017				0.00
1-211-676-0				0.00
Total 1-211-676-0				0.00
Reservoir Acres - Other				0.00
Total Reservoir Acres - Other				0.00
Total Reservoir Acres				0.00
Electric - Other				0.00
Total Electric - Other				0.00
Total Electric				0.00
First Choice Power				0.00
Met.#S23680527-Danvers Dr.				0.00
Total Met.#S23680527-Danvers Dr.				0.00
Met.#S30084835 Flagstaff Lane				0.00
Total Met.#S30084835 Flagstaff Lane				0.00
Met.#S55292722-Jackstone Drive				0.00
Total Met.#S55292722-Jackstone Drive				0.00
Met.#S72976558-Balmorhea Ave.				0.00
Total Met.#S72976558-Balmorhea Ave.				0.00
Met.#W760527390-Hamblin Rd.				0.00
Total Met.#W760527390-Hamblin Rd.				0.00
First Choice Power - Other				0.00
Total First Choice Power - Other				0.00
Total First Choice Power				0.00
Water				0.00
Total Water				0.00
Electric Utilities - Other				0.00
Total Electric Utilities - Other				0.00

2:16 PM
01/23/17
Accrual Basis

Suburban Utility Company
General Ledger
As of June 30, 2016

Type	Date	Name	Amount	Balance
Total Electric Utilities			20,307.92	50,128.44
Equipment Delivery				0.00
Total Equipment Delivery				0.00
Equipment Rental				0.00
Total Equipment Rental				0.00
Franchise Taxes				0.00
Total Franchise Taxes				0.00
Groundwater Pumpage Fees				46,359.15
City of Houston				24,727.15
Check	01/11/2016	CITY OF HOUSTON	3,726.71	28,453.86
Check	02/08/2016	CITY OF HOUSTON	3,933.90	32,387.76
Check	03/11/2016	CITY OF HOUSTON	4,245.95	36,633.71
Check	04/06/2016	CITY OF HOUSTON	4,015.75	40,649.46
Check	05/12/2016	CITY OF HOUSTON	3,484.58	44,134.04
Check	06/06/2016	CITY OF HOUSTON	3,138.50	47,272.54
Check	06/30/2016	CITY OF HOUSTON	3,386.64	50,659.18
Total City of Houston			25,932.03	50,659.18
NHCRWA				21,632.00
Bill	01/15/2016	NHCRWA	2,956.00	24,588.00
Bill	02/01/2016	NHCRWA	2,830.00	27,418.00
Bill	03/03/2016	NHCRWA	2,634.00	30,052.00
Bill	04/07/2016	NHCRWA	2,592.00	32,644.00
Bill	05/10/2016	NHCRWA	2,858.00	35,502.00
Bill	06/02/2016	NHCRWA	3,511.20	39,013.20
Total NHCRWA			17,381.20	39,013.20
Groundwater Pumpage Fees - Other				0.00
Total Groundwater Pumpage Fees - Other				0.00
Total Groundwater Pumpage Fees			43,313.23	89,672.38
Insurance				0.00
Disability Insurance				0.00
Total Disability Insurance				0.00
Insurance - Other				0.00
Total Insurance - Other				0.00
Total Insurance				0.00
Interest Expense				0.09
Customer Deposits				0.09
Check	03/22/2016	Gloria M. Lopez	0.72	0.81
Total Customer Deposits			0.72	0.81
Finance Charge				0.00
Total Finance Charge				0.00
Loan Interest				0.00
Total Loan Interest				0.00
Mortgage				0.00
Total Mortgage				0.00
NHCRWA - Int. on Legal Fee Loan				0.00
Total NHCRWA - Int. on Legal Fee Loan				0.00
NHCRWA - Int. on Pumpage Loan				0.00
Total NHCRWA - Int. on Pumpage Loan				0.00
TECQ				0.00
Total TECQ				0.00
Interest Expense - Other				0.00

2:16 PM

01/23/17

Accrual Basis

Suburban Utility Company
General Ledger
As of June 30, 2016

Type	Date	Name	Amount	Balance
Total Interest Expense - Other				0.00
Total Interest Expense			0.72	0.81
Lab Fees				4,357.25
Beaumont Place - Lab Fees				3,485.80
Bill	02/02/2016	DSHS	279.35	3,765.15
Bill	02/02/2016	DSHS	279.35	4,044.50
Bill	02/02/2016	DSHS	322.59	4,367.09
Total Beaumont Place - Lab Fees			881.29	4,367.09
Castlewood - Lab Fees				0.00
Total Castlewood - Lab Fees				0.00
Cypress Bend - Lab Fees				0.00
Total Cypress Bend - Lab Fees				0.00
Reservoir Acres - Lab Fees				871.45
Total Reservoir Acres - Lab Fees				871.45
Lab Fees - Other				0.00
Total Lab Fees - Other				0.00
Total Lab Fees			881.29	5,238.54
Late Charges				0.00
Total Late Charges				0.00
Licenses and Permits				0.00
Total Licenses and Permits				0.00
Maintenance and Repairs				0.00
Total Maintenance and Repairs				0.00
Manangement Compensation				39,150.00
Mike Martin				19,575.00
Check	01/08/2016	MBC WS	725.00	20,300.00
Check	01/15/2016	MBC WS	725.00	21,025.00
Check	01/22/2016	MBC WS	725.00	21,750.00
Check	01/29/2016	MBC WS	725.00	22,475.00
Check	02/05/2016	MBC WS	725.00	23,200.00
Check	02/16/2016	MBC WS	725.00	23,925.00
Check	02/19/2016	MBC WS	725.00	24,650.00
Check	02/25/2016	MBC WS	725.00	25,375.00
Check	03/04/2016	MBC WS	725.00	26,100.00
Check	03/10/2016	MBC WS	725.00	26,825.00
Check	03/22/2016	MBC WS	725.00	27,550.00
Check	03/24/2016	MBC WS	725.00	28,275.00
Check	04/01/2016	MBC WS	725.00	29,000.00
Check	04/07/2016	MBC WS	725.00	29,725.00
Check	04/22/2016	MBC WS	725.00	30,450.00
Check	04/28/2016	MBC WS	725.00	31,175.00
Check	05/03/2016	MBC WS	725.00	31,900.00
Check	05/05/2016	MBC WS	725.00	32,625.00
Check	05/12/2016	MBC WS	725.00	33,350.00
Check	05/20/2016	MBC WS	725.00	34,075.00
Check	05/26/2016	MBC WS	725.00	34,800.00
Check	06/02/2016	MBC WS	725.00	35,525.00
Check	06/14/2016	MBC WS	725.00	36,250.00
Check	06/17/2016	MBC WS	725.00	36,975.00
Check	06/29/2016	MBC WS	725.00	37,700.00
Total Mike Martin			18,125.00	37,700.00
Mitch Martin				19,575.00
Check	01/08/2016	MBC WS	725.00	20,300.00
Check	01/15/2016	MBC WS	725.00	21,025.00
Check	01/22/2016	MBC WS	725.00	21,750.00
Check	01/29/2016	MBC WS	725.00	22,475.00
Check	02/05/2016	MBC WS	725.00	23,200.00

2:16 PM

01/23/17

Accrual Basis

Suburban Utility Company
General Ledger
As of June 30, 2016

Type	Date	Name	Amount	Balance
Check	02/16/2016	MBC WS	725.00	23,925.00
Check	02/19/2016	MBC WS	725.00	24,650.00
Check	02/25/2016	MBC WS	725.00	25,375.00
Check	03/04/2016	MBC WS	725.00	26,100.00
Check	03/10/2016	MBC WS	725.00	26,825.00
Check	03/22/2016	MBC WS	725.00	27,550.00
Check	03/24/2016	MBC WS	725.00	28,275.00
Check	04/01/2016	MBC WS	725.00	29,000.00
Check	04/07/2016	MBC WS	725.00	29,725.00
Check	04/22/2016	MBC WS	725.00	30,450.00
Check	04/28/2016	MBC WS	725.00	31,175.00
Check	05/03/2016	MBC WS	725.00	31,900.00
Check	05/05/2016	MBC WS	725.00	32,625.00
Check	05/12/2016	MBC WS	725.00	33,350.00
Check	05/20/2016	MBC WS	725.00	34,075.00
Check	05/26/2016	MBC WS	725.00	34,800.00
Check	06/02/2016	MBC WS	725.00	35,525.00
Check	06/14/2016	MBC WS	725.00	36,250.00
Check	06/17/2016	MBC WS	725.00	36,975.00
Check	06/29/2016	MBC WS	725.00	37,700.00
Total Mitch Martin			18,125.00	37,700.00
Manangement Compensation - Other				0.00
Total Manangement Compensation - Other				0.00
Total Manangement Compensation			36,250.00	75,400.00
Martin Utility Inc.				0.00
Total Martin Utility Inc				0.00
Materials				8,801.62
Bill	01/04/2016	MBC WS	922.35	9,723.97
Bill	02/01/2016	MBC WS	369.32	10,093.29
Bill	03/01/2016	MBC WS	1,015.91	11,109.20
Bill	04/01/2016	MBC WS	586.28	11,695.48
Bill	05/02/2016	MBC WS	229.17	11,924.65
Bill	06/01/2016	MBC WS	2,249.89	14,174.54
Total Materials			5,372.92	14,174.54
Miscellaneous				0.00
Total Miscellaneous				0.00
NHCRWA - Legal Fees				0.00
Total NHCRWA - Legal Fees				0.00
OFFICE EXPENSE				44,368.80
Bank Fees				676.80
Monthly Service Charges				616.80
Check	01/04/2016	Bnk Srvc Chrg	179.00	795.80
Check	02/01/2016	Bnk Srvc Chrg	191.00	986.80
Check	03/01/2016	Bnk Srvc Chrg	197.00	1,183.80
Check	04/01/2016	Bnk Srvc Chrg	226.80	1,410.60
Check	05/02/2016	Bnk Srvc Chrg	163.00	1,573.60
Check	06/01/2016	Bnk Srvc Chrg	237.20	1,810.80
Total Monthly Service Charges			1,194.00	1,810.80
Returned Check Fees				60.00
Check	01/15/2016	Ret Chk Fee	5.00	65.00
Check	01/27/2016	Ret Chk Fee	5.00	70.00
Check	01/27/2016	Ret Chk Fee	5.00	75.00
Check	01/27/2016	Ret Chk Fee	5.00	80.00
Check	01/27/2016	Ret Chk Fee	5.00	85.00
Check	02/04/2016	Ret Chk Fee	5.00	90.00
Check	02/26/2016	Ret Chk Fee	5.00	95.00
Check	03/04/2016	Ret Chk Fee	5.00	100.00
Check	03/16/2016	Ret Chk Fee	5.00	105.00
Check	04/29/2016	Ret Chk Fee	5.00	110.00

2:16 PM

01/23/17

Accrual Basis

Suburban Utility Company
General Ledger
As of June 30, 2016

Type	Date	Name	Amount	Balance
Check	05/02/2016	Ret Chk Fee	5 00	115.00
Check	05/24/2016	Ret Chk Fee	5 00	120.00
Check	05/31/2016	Ret Chk Fee	5 00	125.00
Check	06/20/2016	Ret Chk Fee	5.00	130.00
Total Returned Check Fees			70.00	130.00
Bank Fees - Other				0 00
Check	06/01/2016	Bank Svc Chrg	1 00	1 00
Total Bank Fees - Other			1 00	1.00
Total Bank Fees			1,265.00	1,941.80
Billing				32,288.00
Bill	01/04/2016	MBC WS	5,416.00	37,704.00
Bill	02/01/2016	MBC WS	5,424.00	43,128.00
Bill	03/01/2016	MBC WS	5,428.00	48,556.00
Bill	04/01/2016	MBC WS	5,412.00	53,968.00
Bill	05/02/2016	MBC WS	5,396.00	59,364.00
Bill	06/01/2016	MBC WS	5,400.00	64,764.00
Total Billing			32,476 00	64,764 00
Disconnection Notices				4,670.00
Bill	01/04/2016	MBC WS	820.00	5,490.00
Bill	02/01/2016	MBC WS	765.00	6,255.00
Bill	03/01/2016	MBC WS	755.00	7,010.00
Bill	04/01/2016	MBC WS	725.00	7,735.00
Bill	05/02/2016	MBC WS	675.00	8,410 00
Bill	06/01/2016	MBC WS	660.00	9,070.00
Total Disconnection Notices			4,400 00	9,070 00
Other				6,660.00
Total Other				6,660.00
Postage and Delivery				74.00
Total Postage and Delivery				74.00
OFFICE EXPENSE - Other				0 00
Total OFFICE EXPENSE - Other				0 00
Total OFFICE EXPENSE			38,141.00	82,509.80
Payroll Expenses				0.00
Total Payroll Expenses				0.00
Penalty & Interest				0.00
Total Penalty & Interest				0.00
Printing and Reproduction				0 00
Total Printing and Reproduction				0.00
Professional Fees				24,467.58
Accounting				0 00
Total Accounting				0.00
Engineering Fees				0.00
Total Engineering Fees				0 00
Legal Fees				22,467.58
Dickinson Law Firm				3,053.92
Bill	06/07/2016	The Dickinson Law ..	324 02	3,377.94
Total Dickinson Law Firm			324.02	3,377 94
Jones Law Firm				0.00
Total Jones Law Firm				0.00
Law Office of Les Romo				17,713.66

2:16 PM

01/23/17

Accrual Basis

Suburban Utility Company
General Ledger
As of June 30, 2016

Type	Date	Name	Amount	Balance
Bill	01/08/2016	Law Office of Les R...	1,022.31	18,735.97
Total Law Office of Les Romo			1,022.31	18,735.97
Other				1,700.00
Total Other				1,700.00
Legal Fees - Other				0.00
Total Legal Fees - Other				0.00
Total Legal Fees			1,346.33	23,813.91
Rate Consultant				2,000.00
Bill	04/06/2016	B & D ENVIRONME...	500.00	2,500.00
Bill	04/18/2016	B & D ENVIRONME.	1,000.00	3,500.00
Total Rate Consultant			1,500.00	3,500.00
Professional Fees - Other				0.00
Total Professional Fees - Other				0.00
Total Professional Fees			2,846.33	27,313.91
Property Taxes				6,000.00
Aldine ISD				0.00
CW-096.329.000.0147				0.00
Total CW-096.329.000.0147				0.00
GL-079.141.007.0184				0.00
Total GL-079.141.007.0184				0.00
Aldine ISD - Other				0.00
Check	01/27/2016	Aldine Independent ...	1,219.25	1,219.25
Total Aldine ISD - Other			1,219.25	1,219.25
Total Aldine ISD			1,219.25	1,219.25
Cypress-Fairbanks ISD				0.00
CB-095.431.000.0046				0.00
Total CB-095 431 000.0046				0.00
Cypress-Fairbanks ISD - Other				0.00
Check	01/27/2016	Cypress Fairbanks I. .	925.32	925.32
Check	01/27/2016	Cypress Fairbanks I .	1.00	926.32
Total Cypress-Fairbanks ISD - Other			926.32	926.32
Total Cypress-Fairbanks ISD			926.32	926.32
Harris County				0.00
BPD-075-008-033-0397				0.00
Total BPD-075-008-033-0397				0.00
BPF-075-008-048-0835				0.00
Total BPF-075-008-048-0835				0.00
CB-095-431-000-0046				0.00
Total CB-095-431-000-0046				0.00
CW-096-329-000-0147				0.00
Total CW-096-329-000-0147				0.00
GL-079-141-007-0184				0.00
Total GL-079-141-007-0184				0.00
RA-044-043-000-0071				0.00
Total RA-044-043-000-0071				0.00
Harris County - Other				0.00
Check	01/27/2016	HCPT	3,240.22	3,240.22

2:16 PM

01/23/17

Accrual Basis

Suburban Utility Company

General Ledger

As of June 30, 2016

Type	Date	Name	Amount	Balance
Total Harris County - Other			3,240.22	3,240.22
Total Harris County			3,240.22	3,240.22
Legal				0.00
Total Legal				0.00
Penalty & Interest				0.00
Total Penalty & Interest				0.00
Sheldon ISD				6,000.00
BP3-075.008.033.0397				6,000.00
Check	01/10/2016	Sheldon Independen. .	1,000.00	7,000.00
Check	02/10/2016	Sheldon Independen.	1,000.00	8,000.00
Check	03/10/2016	Sheldon Independen...	1,000.00	9,000.00
Check	04/10/2016	Sheldon Independen.	1,000.00	10,000.00
Check	05/10/2016	Sheldon Independen.	1,000.00	11,000.00
Check	06/10/2016	Sheldon Independen.	1,000.00	12,000.00
Total BP3-075.008.033.0397			6,000.00	12,000.00
BP4-075.008.048.0835				0.00
Total BP4-075 008 048.0835				0.00
RA-044.043.000.0071				0.00
Total RA-044 043.000 0071				0.00
Sheldon ISD - Other				0.00
Check	01/27/2016	SHELDON I.S.D. - T ..	1,957.32	1,957.32
Check	01/27/2016	SHELDON I.S.D. - T ..	757.13	2,714.45
Check	01/27/2016	SHELDON I.S.D. - T...	191.87	2,906.32
Total Sheldon ISD - Other			2,906.32	2,906.32
Total Sheldon ISD			8,906.32	14,906.32
Tax				0.00
Total Tax				0.00
Property Taxes - Other				0.00
Total Property Taxes - Other				0.00
Total Property Taxes			14,292.11	20,292.11
Regulatory Expense				4,561.80
Fines and Penalties				0.00
Check	02/10/2016	Plains Capital Bank	10,000.00	10,000.00
Check	03/11/2016	Plains Capital Bank	3,958.33	13,958.33
Check	04/11/2016	Plains Capital Bank	3,958.33	17,916.66
Check	05/11/2016	Plains Capital Bank	3,958.33	21,874.99
Check	06/10/2016	Plains Capital Bank	3,958.33	25,833.32
Total Fines and Penalties			25,833.32	25,833.32
NHCRWA				0.00
Late Payment Penalty & Interest				0.00
Well Nos 2002 & 2003 (CB)				0.00
Total Well Nos 2002 & 2003 (CB)				0.00
Late Payment Penalty & Interest - Other				0.00
Total Late Payment Penalty & Interest - Other				0.00
Total Late Payment Penalty & Interest				0.00
Pumpage Fees				0.00
Well Nos 2002 & 2003 (CB)				0.00
Total Well Nos 2002 & 2003 (CB)				0.00
Pumpage Fees - Other				0.00
Total Pumpage Fees - Other				0.00

2:16 PM

01/23/17

Accrual Basis

Suburban Utility Company
General Ledger
As of June 30, 2016

Type	Date	Name	Amount	Balance
Total Pumpage Fees				0 00
NHCRWA - Other				0.00
Total NHCRWA - Other				0.00
Total NHCRWA				0.00
Rate Case Expense				0 00
Total Rate Case Expense				0.00
TCEQ				2,691 80
2011-0499-UTL-E				0 00
Total 2011-0499-UTL-E				0.00
TCEQ Water Assessments				0.00
Total TCEQ Water Assessments				0 00
Water System Fees				2,691.80
Beaumont Place				0.00
Total Beaumont Place				0.00
Castlewood				0 00
Total Castlewood				0 00
Cypress Bend				0 00
Total Cypress Bend				0.00
Reservoir Acres				0.00
Total Reservoir Acres				0.00
Water System Fees - Other				2,691 80
Check	02/01/2016	TCEQ	6,717.81	9,409.61
Total Water System Fees - Other			6,717.81	9,409 61
Total Water System Fees			6,717.81	9,409.61
TCEQ - Other				0.00
Total TCEQ - Other				0.00
Total TCEQ			6,717 81	9,409.61
TDH				0 00
TDH Laboratory Services				0.00
TDH-BM-21010098				0.00
Total TDH-BM-21010098				0.00
TDH-CB-21010119				0.00
Total TDH-CB-21010119				0 00
TDH-CW-21010111				0.00
Total TDH-CW-21010111				0.00
TDH-RA-21010197				0 00
Total TDH-RA-21010197				0 00
TDH Laboratory Services - Other				0.00
Total TDH Laboratory Services - Other				0.00
Total TDH Laboratory Services				0.00
TDH - Other				0.00
Total TDH - Other				0.00
Total TDH				0 00
Water Well Permit Fees				1,870.00
HGCSD				1,870.00
BP - Well No's 1993 & 1994				1,260.00
Check	02/18/2016	Harris-Galveston Su...	650 00	1,910.00
Check	03/11/2016	Harris-Galveston Su...	200 00	2,110.00

2:16 PM

01/23/17

Accrual Basis

Suburban Utility Company
General Ledger
As of June 30, 2016

Type	Date	Name	Amount	Balance
Total BP - Well No's 1993 & 1994			850 00	2,110.00
CB - Well No's 2002 & 2003				0.00
Total CB - Well No's 2002 & 2003				0.00
CW - WELL NO. 2001				0.00
Check	03/11/2016	Harris-Galveston Su..	200.00	200.00
Total CW - WELL NO. 2001			200 00	200.00
RA - Well No. 4285				610.00
Total RA - Well No 4285				610 00
HGCSD - Other				0.00
Total HGCSD - Other				0.00
Total HGCSD			1,050.00	2,920.00
Water Well Permit Fees - Other				0.00
Total Water Well Permit Fees - Other				0.00
Total Water Well Permit Fees			1,050.00	2,920.00
Regulatory Expense - Other				0 00
Total Regulatory Expense - Other				0 00
Total Regulatory Expense			33,601.13	38,162.93
Rent				0 00
Total Rent				0.00
Repairs & Maintenance				41,590.45
Auto Dialer				830.63
Check	01/08/2016	ATT	134.02	964.65
Check	01/20/2016	ATT	144.20	1,108.85
Check	02/26/2016	ATT	153 42	1,262.27
Check	04/04/2016	ATT	151.15	1,413.42
Check	05/02/2016	ATT	150.93	1,564.35
Check	06/02/2016	ATT	151 12	1,715 47
Total Auto Dialer			884.84	1,715.47
Grounds Maintenance				4,807.00
Bill	01/04/2016	MBC WS	517.50	5,324.50
Bill	02/01/2016	MBC WS	575.00	5,899.50
Bill	03/01/2016	MBC WS	287 50	6,187.00
Bill	04/01/2016	MBC WS	759.00	6,946 00
Bill	05/02/2016	MBC WS	402.50	7,348.50
Bill	06/01/2016	MBC WS	1,334.00	8,682 50
Total Grounds Maintenance			3,875.50	8,682.50
Well Meter Accuracy Testing				0 00
Bill	05/16/2016	Fluid Meter Sales & ...	205.68	205.68
Bill	05/16/2016	Fluid Meter Sales & .	205.68	411.36
Total Well Meter Accuracy Testing			411.36	411.36
Repairs & Maintenance - Other				35,952.82
Bill	01/04/2016	MBC WS	1,224 95	37,177.77
Bill	02/01/2016	MBC WS	1,402.74	38,580.51
Bill	02/05/2016	T & K ELECTRIC	86.60	38,667.11
Bill	03/01/2016	MBC WS	1,515.40	40,182 51
Bill	03/28/2016	MBC WS	2,260 17	42,442.68
Bill	04/01/2016	MBC WS	1,312 29	43,754.97
Bill	04/04/2016	MBC WS	7,515.05	51,270.02
Bill	04/13/2016	MBC WS	883 45	52,153 47
Bill	05/02/2016	MBC WS	2,241.06	54,394.53
Bill	05/05/2016	MBC WS	1,153.75	55,548.28
Bill	06/01/2016	MBC WS	3,615.27	59,163 55

2:16 PM

01/23/17

Accrual Basis

Suburban Utility Company

General Ledger

As of June 30, 2016

Type	Date	Name	Amount	Balance
Total Repairs & Maintenance - Other			23,210.73	59,163.55
Total Repairs & Maintenance			28,382.43	69,972.88
Southwest Engineers (TWDB)				0.00
Total Southwest Engineers (TWDB)				0.00
Travel, Dining & Ent.				0.00
Entertainment				0.00
Total Entertainment				0.00
Meals				0.00
Total Meals				0.00
Travel				0.00
Total Travel				0.00
Travel, Dining & Ent. - Other				0.00
Total Travel, Dining & Ent. - Other				0.00
Total Travel, Dining & Ent.				0.00
Uncategorized Expenses				0.00
Total Uncategorized Expenses				0.00
Interest Income				0.00
Total Interest Income				0.00
Other Income				0.00
Engineering Fees				0.00
Total Engineering Fees				0.00
PROPERTY DAMAGES				0.00
Total PROPERTY DAMAGES				0.00
Other Income - Other				0.00
Total Other Income - Other				0.00
Total Other Income				0.00
Deposit Correction				0.00
Total Deposit Correction				0.00
Other Expenses				0.00
Total Other Expenses				0.00
No acct				0.00
Total no acct				0.00
TOTAL			0.00	0.00