

Law Office of Les Romo  
307 Shannon Lane  
Georgetown, TX 78628  
512-868-5600

Invoice submitted to:  
M.B.C. Water Systems, Inc.  
27493 Hanna Road, Suite No. 1  
Conroe TX 77385

November 27, 2015

Invoice #1877

Professional Services

	<u>Hrs/Rate</u>	<u>Amount</u>
10/14/2015 Phone call from Ty Embrey: Status of YES Prep School case, PUC, notice, CCN, procedure, Staff, response, payment, procedure.	0.42 200.00/hr	83.33
10/16/2015 Review proposed Judgment from Petrick in Suburban case, compare to Mediated Settlement Agreement, review Consumers pleadings, message from Bret Fenner: Notices.	0.58 200.00/hr	116.67
10/19/2015 Phone call from Bret Fenner: Consumers, death of Mitch & Mike's grandmother, notices in Consumers, extension, review proposed Suburban Judgment, Message to Emily Petrick & Amy Davis: Proposed Suburban Judgment, required changes; Phone call with Jessica Gray: Consumers, notice, extension, agreement.	1.00 200.00/hr	200.00
10/20/2015 Draft Motion for Extension of Time to provide notice, amend Order No. 8, file with PUC, serve parties.	1.00 200.00/hr	200.00
Review revised Final Judgment in Suburban case, messages to and from Emily Petrick, Judgment, Messages to and from Jessica Gray: Order No. 8, meeting, attempt to resolve PUC concerns.	0.58 200.00/hr	116.67
10/22/2015 Review and send messages with Jessica Morgan, Ty, Mitch & Mike: YES Prep re: Order, maps, evidence, information for PUC.	0.67 200.00/hr	133.33
10/23/2015 Review and send messages with Emily Petric, Clients: Judgment in Suburban case, changes.	0.50 200.00/hr	100.00
10/28/2015 Review PUC Staff Response to Order No. 8, recommendation for approval of YES Prep School CCN application, Message to Clients: PUC Response to Order No. 8.	0.50 200.00/hr	100.00

	<u>Hrs/Rate</u>	<u>Amount</u>
10/30/2015 Review message from Mike Martin: Newspaper, Patton Village, review report, message to Mke and Mitch: Newspaper, response.	0.50 200.00/hr	100.00
11/2/2015 Review Consumer case documents, PUC schedule, information from PUC, rate application, notice to customers,.	0.58 200.00/hr	116.67
11/3/2015 Review TCEQ letter and proposed Agreed Order re: Patton Village; Message to All: Proposed Order, penalty, deadline concerns	0.50 200.00/hr	100.00
11/4/2015 Review and send messages with Jessica, Consumers, rate case, Messages with Bret Fenner: Consumers, time, responses, notice to customers.	0.50 200.00/hr	100.00
11/9/2015 Review Affidavit from Client: Proof of Notice to customers in Consumers rate case; Phone call with Bret Fenner: Notice to Clients, Review copies of notices to customers; Draft Notice of Compliance with Order No. 8 and Proof of Notice to Customers in Consumers case, file with PUC	2.00 200.00/hr	400.00
11/10/2015 Review and send messages with Jessica Morgan, Ty Embry, Cleints, YES P, evidence, proposed information, order.	0.58 200.00/hr	116.67
11/13/2015 Review message from Bret Fenner: YES P, Consumers, notice, PUC.	0.42 200.00/hr	83.33
11/15/2015 Review notice and and proposed order for YES Prep School proposed facts, order; Messages with Jessica Morgan and Ty Embrey: Notice and Order.	1.00 200.00/hr	200.00
11/16/2015 Review Consumers file, rate case, prepare for meeting with PUC.	0.40 200.00/hr	80.00
Travel and and from Meeting with PUC staff for Consumers meeting. (Travel rate: \$190/hour)	1.00 190.00/hr	190.00
Meeting with PUC staff and attorneys, Consumers rate case, areas of concern.	1.00 200.00/hr	200.00
Review and send messges with Ty Embry, Jessica: YES P, Order, terms, evidence.	0.42 200.00/hr	83.33
11/17/2015 Review letter from Laurus Holdings attorney, Client's CCN, Message from Client; Message to Jason: Client, Laurus Holdings; Review PUC Consumer Rate case file, letters of protests from customers, requests for hearing..	1.00 200.00/hr	200.00
For professional services rendered	15.15	\$3,020.00
Additional Charges :		
10/20/2015 Delivery Cost: Filing of Motion to Extend Time deadlines in Consumers case re: Order No. 8 with PUC.		20.00
11/9/2015 Delivery Cost: Serve pleading in Consumers case with PUC.		20.00

	<u>Amount</u>
11/9/2015 Copying cost: For Notice of Compliance with Ordre No. 8 and Proof of Notice to Customers in Consumers Case. (276 pages at \$0.07/page)	19.32
Total costs	<u>\$59.32</u>
Total amount of this bill	<u>\$3,079.32</u>
Previous balance	\$3,903.33
10/29/2015 Credit	<u>(\$3,903.33)</u>
Total payments and adjustments	<u>(\$3,903.33)</u>
Balance due	<u><u>\$3,079.32</u></u>

Thank you for your business. We now accept VISA, MasterCard, Discover and American Express credit cards as payment for services. If you wish to use a credit card for payment, please contact our office to arrange the payment of your balance due. Please pay the balance due at your earliest convenience.

Law Office of Les Romo  
307 Shannon Lane  
Georgetown, TX 78628

512-868-5600

Invoice submitted to:  
M.B.C. Water Systems, Inc.  
27493 Hanna Road, Suite No. 1  
Conroe TX 77385

January 08, 2016

Invoice #1882

Professional Services

	<u>Hrs/Rate</u>	<u>Amount</u>
11/30/2015 Review Order No. 9 in YES Prep case, Phone call from Staff Attorney: Consumers case, notice, status of case, procedure; Search PUC site Consumers case.	0.67 200.00/hr	133.33
Review Second Amended Petition, Plea to Jurisdiction in State vs. Community case; Review case law, TCEQ rules.	2.00 200.00/hr	400.00
12/1/2015 Review message from Ty Embrey: PUC, notice of approval of settlement, payment check, Message to Client: YES Prep, PUC approval, check, Phone call with Ty Embrey: Settlement, PUC, payment check to Client.	0.58 200.00/hr	116.67
12/3/2015 Phone call from A.J. from PUC: Questions about notices to customers for Consumers rate case, return check information; Phone call to Bret Fenner. Consumers, customer notices, PUC staff approval, Message to AJ: Customer notices, need language, extension on Staff recommendation, re-notice; review Consumers rate case information; PUC site..	1.00 200.00/hr	200.00
12/7/2015 Review message from Ty Embrey: PUC order, report, Phone call from AJ with PUC: Consumers, Staff response, extension, Phone call with Bret Fenner: Consumers, notice, changes, Review PUC report, Review Order No 9 in Consumers rate case; Review State's pleadings in Community case..	1.50 200.00/hr	300.00
12/10/2015 Review State's amended summary judgment, plea to jurisdiction, Research: Admin Orders, defense, state enforcement.	2.75 200.00/hr	550.00
12/14/2015 Phone call from AJ Smullens; Consumers, notice, "error" PUC staff; Phone call with Bret Fenner: Consumers notice, PUC staff, discussions approval of notice; Phone call with AJ: Notice, PUC staff approval, options, deadlines.	0.58 200.00/hr	116.67

	<u>Hrs/Rate</u>	<u>Amount</u>
12/21/2015 Review case law, Admin Orders, state, work on discovery to state in Community lawsuit.	2.00 200.00/hr	400.00
1/5/2016 Work on discovery to state in Consumers case, review PUC rules, TCEQ, Message to Clients: Consumers, Community.	1.42 200.00/hr	283.33
For professional services rendered	12.50	\$2,500.00
Previous balance		\$3,079.32
12/14/2015 Payment - Thank You		(\$3,079.32)
Total payments and adjustments		(\$3,079.32)
Balance due		<u>\$2,500.00</u>

Thank you for your business. We now accept VISA, MasterCard, Discover and American Express credit cards as payment for services. If you wish to use a credit card for payment, please contact our office to arrange the payment of your balance due. Please pay the balance due at your earliest convenience.

Date: 5/21/2015  
Invoice # 05/15

B & D Environmental, Inc.  
P.O. Box 500264  
Austin, Texas 78750  
(512) 264-9124  
Email: bretfenner@yahoo.com

Suburban Utility Company  
P.O. Box 455  
Spring, Texas 77383  
(281) 444-7747  
Customer ID: Suburban

Job	Payment Terms	Due Date
Regulatory Filings - PUC	Due on receipt	

Quantity	Description	Unit Price	Line Total
1	5/20/15: Prepared and submitted a pass-through rate increase request to the PUC for an increase in City of Houston's GRP fee	\$	500.00

Subtotal \$ 500.00  
Sales Tax 0  
Total \$ 500.00

Make all checks payable to B & D Environmental, Inc.

**Thank you for your business!**

Date: 10/15/2015  
Invoice # 10/15

B & D Environmental, Inc.  
913 Hyde Park Dr.  
Round Rock, Texas 78665  
(512) 264-9124  
Email: brettfeffer@yahoo.com

To: Suburban Utility Company  
P.O. Box 455  
Spring, Texas 77383  
(281) 444-7747  
Customer ID: Suburban

Job	Payment Terms	Due Date
Regulatory Assistance	Due on receipt	

Quantity	Description	Unit Price	Line Total
10 Hours	10/02/15: Attended mediation for Settlement Agreement on Summary Judgement Request of the State of Texas	\$ 150 / hour	\$ 1,500.00

Subtotal	\$	1,500.00
Sales Tax		0
Total	\$	1,500.00

Make all checks payable to B & D Environmental, Inc.

**Thank you for your business!**

# INVOICE

Date: 4/18/2016  
Invoice # 04/16

B & D Environmental, Inc.  
913 Hyde Park Drive  
Round Rock, Texas 78665  
(512) 264-9124  
Email: bretfenner@yahoo.com

Suburban Utility Company  
P.O. Box 455  
Spring, Texas 77383  
(281) 444-7747  
Customer ID: Suburban

Job	Payment Terms	Due Date
Regulatory Filings - TECQ	Due on receipt	

Quantity	Description	Unit Price	Line Total
1	04/14/16: Prepared and submitted revised EPP form for the Beaumont Place Subdivision		\$ 250.00
1	04/14/16: Prepared and submitted revised EPP form for the Castlewood Subdivision		\$ 250.00
1	04/14/16: Prepared and submitted revised EPP form for the Cypress Bend Subdivision		\$ 250.00
1	04/14/16: Prepared and submitted revised EPP form for the Reservoir Acres Subdivision		\$ 250.00

**Subtotal** \$ 1,000.00  
**Sales Tax** 0  
**Total** \$ 1,000.00

Make all checks payable to B & D Environmental, Inc.

**Thank you for your business!**



# INVOICE

Date: 10/15/2015  
Invoice # 10/15

B & D Environmental, Inc.  
913 Hyde Park Dr.  
Round Rock, Texas 78665  
(512) 264-9124  
Email: bretfenner@yahoo.com

To: Suburban Utility Company  
P.O. Box 455  
Spring, Texas 77383  
(281) 444-7747  
Customer ID: Suburban

Job	Payment terms	Due date
Regulatory Assistance	Due on receipt	

Quantity	Description	Unit Price	Line Total
10 Hours	10/02/15: Attended mediation for Settlement Agreement on Summary Judgement Request of the State of Texas	\$ 150 / hour	\$ 1,500.00
<b>Subtotal</b>			\$ 1,500.00
<b>Sales Tax</b>			0
<b>Total</b>			\$ 1,500.00

Make all checks payable to B & D Environmental, Inc.

**Thank you for your business!**

# ATTACHMENT 1-21

## CALCULATION OF CLASS C & D WATER COMPANY<sup>2</sup> RATES OF RETURN (ROR) & RATES OF MARGIN (ROM)<sup>3</sup>

- 💧 Rates are calculated using both return-on-ratebase and rate of margin methods.
- 💧 The method that produces the higher result is used.
- 💧 ROR is set at a level above or below the recommended ranges, if warranted.
- 💧 Where little or no rate base exists, the ROM is used.
- 💧 The ROM is applied to Operating Expenses to determine the estimated dollar return, which is then compared with the average dollar ROR on rate base.
- 💧 Calculations are based on the assumption that there is a comparable relationship between authorized Class B ROR and ROM and Class C and D ROR and ROM.
- 💧 Class C and D water operations, finances, and risks are more similar to those of the Class B water companies, than with Class A water utilities.

### Data Used in Determining the Rates of Return and Rates of Margin for Class C and Class D Water Utilities

Year	Recommended ROR Range		Actual Interest Rates from the Federal Reserve			
			U.S. Treasuries			
	Class C Water	Class D Water	90-Day	1-Year	5-Year	30-Year
2014	10.20% - 11.20%	10.80% - 11.80%	0.03%	0.12%	1.64%	3.34%
2015	10.20% - 11.20%	10.80% - 11.80%	0.05%	0.32%	1.53%	2.84%
2016 (As of 03/2016)	9.60% - 10.60%	10.20% - 11.20%	0.26%	0.54%	1.52%	2.86%
			Forecast Interest Rates from IHS Global Insight			
Forecast for 2017 (As of 02/2016)			1.37%	1.40%	1.99%	3.20%

Calculation of Rate of Margin ("ROM")	Inputs	ROM	
		Class C	Class D
Average Class B Rate of Margin ("ROM")	20.74%		
Average Class B Rate of Return ("ROR")	9.76%		
Average Class C ROR	10.10%		
Average Class D ROR	10.70%		
Average Class C ROM = Average Class B ROM * (Average Class C ROR/Average Class B ROR)		21.47%	
Average Class D ROM = Average Class B ROM * (Average Class D ROR/Average Class B ROR)			22.75%

<sup>2</sup> Class C water utilities have 501 to 2,000 customers; Class D water utilities have 500 or less customers.

<sup>3</sup> Pursuant to D.92-03-093, Ordering Paragraph 8 and Resolution W-4524.

## PUBLIC UTILITIES COMMISSION

505 VAN NESS AVENUE

SAN FRANCISCO, CA 94102-3298



March 28, 2016

RE: Rates of Return and Rates of Margin for Class C and Class D Water Utilities

TO: COMMISSION

By this memorandum, the Division of Water and Audits (DWA) updates its recommended Rates of Return and Rates of Margin for Class C and D water utilities.<sup>1</sup> These updates have been calculated in accordance with Resolution W-4524, which revised the Standard Practice that addresses how the rate of return and rate of margin are calculated for Class C and D water utilities.

DWA considered a number of factors in determining the rates of return. DWA assessed the movement in actual and forecasted interest rates over the last year's (lower actual rates that are forecast to recover to near recent historical). In addition, DWA took into account the high operational risks faced by Class C and Class D water utilities and the constant level of authorized rates of return for Class A water utilities averaging 8.51%.

In determining the rates of margin for Class C and D water utilities, DWA considered the Class B water utilities most recent authorized average rates of return of 9.76%, their most recent authorized equivalent average rate of margin of 20.74%, and the recommended rates of return for Class C and D water utilities, as calculated.

For 2016, DWA-recommends that the following rates of return and rates of margin be used for Class C and Class D water utilities informal general rate cases (supporting documentation is attached):

	<b>Rates of Return (ROR)</b>	<b>Rates of Margin (ROM)</b>
<b>Class C</b>	<b>9.60% to 10.60%</b>	<b>21.47%</b>
<b>Class D</b>	<b>10.20% to 11.20%</b>	<b>22.75%</b>

If you have any questions regarding the Rates of Return or Rates of Margin recommendations, please contact Ramon Go of the Division of Water and Audits at (415) 703-1350, or [rhg@cpuc.ca.gov](mailto:rhg@cpuc.ca.gov).

Sincerely,

/s/RAMI KAHLONRami Kahlon, Director  
Division of Water and Audits/s/KAYODE KAJOPAIYEKayode Kajopaiye, Chief  
Utility Audit, Finance, & Compliance Branch

Attachment

<sup>1</sup> As required by D.92-03-093, in Phase I of I.90-11-033 (Water Risk OII).

# ATTACHMENT 1-24





# Southwest Engineers

Civil · Environmental · Planning

307 Saint Lawrence Street  
Gonzales, Texas 78629

Phone (830) 672-7546  
Fax (830) 672-2034

www.swengineers.com  
TBPE No. F-1909

## Statement

May 15, 2013

Mr. Mitchell "Mitch" Martin  
M.B.C. Systems, Inc.  
27493 Hanna Road  
Conroe, TX 77385

Project: 0362-006-10 MBC Water System - 2011 TWDB DWSRF Proj

### Outstanding Invoices

Invoice Number	Date	Amount Invoiced	Amount Received	Balance Due	Days Past Due
0100663	10/31/2010	35,433.75	29,602.66	5,831.09	927
0100746	11/30/2010	10,123.75		10,123.75	897
0100847	12/31/2010	57,042.25		57,042.25	866
0110046	1/31/2011	27,719.25		27,719.25	835
0110113	2/28/2011	15,537.50		15,537.50	807
0110186	3/31/2011	7,434.91		7,434.91	776
0110266	4/30/2011	1,265.00		1,265.00	746
0110349	5/31/2011	1,875.00		1,875.00	715
0110426	6/30/2011	1,937.50		1,937.50	685
0110493	7/31/2011	9,046.25		9,046.25	654
0110527	8/31/2011	187.50		187.50	623
<b>Statement Totals</b>		<b>167,602.66</b>	<b>29,602.66</b>	<b>138,000.00</b>	



428 MARTIN ST  
HOUSTON TX 77018  
713-692-6233 Phone  
713-692-6014 Fax

# Invoice

Date	Invoice #
6/23/2014	40925

Bill To
M B C WATER SYSTEMS INC 27493 HANNA ROAD STE #2 CONROE TX 77385

Ship To
Mike 713-248-1465

P.O. Number		Rep	Ship Date	Ship Via	F.O.B.	Del. Ticket #	
		RP	6/10/2014	WILL CALL		37785	
Item	Qty	Description			Price Each	List	Amount
Misc	1	5DB2-T/O,Cent.Pump 3" x 2" w/ 5 hp 3 ph ODP Motor ~ 100			1,372.00		1,372.00T
FECPA2-075DB2-T/ODP	1	75DB2-T/O,Cent.Pump 3" x 2" w/ 7 1/2 hp 3 ph ODP Motor ~ 100			1,398.60	2,331.00	1,398.60T
FECPA2-10DB2-T/ODP	1	10DB2-T/O,Cent.Pump 3" x 2" w/ 10 hp 3 ph ODP Motor ~ 100			1,613.00	2,688.00	1,613.00T

Terms	Due Date
Net 30	7/23/2014

Phone #	Fax #
713-692-6233	713-692-6014



# T & K Electric

12518 Anmar Drive  
Cleveland, TX 77328  
281-593-1289 or 281-414-3707  
TECL # 20866

Reservoir Acres Water Plant

Invoice # M691

8119 Jackstone

Date 2/17/2014

Description	Material			
	Quantity	Unit Price	Per	Amount
20' Treated Pole	1	\$95.98	E	\$95.98
200A 3PH Meter Socket	1	\$235.00	E	\$235.00
200A 250V 3PH Fusible Disconnect Nema 3	1	\$471.78	E	\$471.78
200A 250V Fuse	3	\$39.75	E	\$119.25
2" Unit RT Hub	1	\$7.42	E	\$7.42
2" RT Hub	1	\$23.24	E	\$23.24
2" RT EMT Connector	1	\$9.27	E	\$9.27
2" EMT	1	\$18.27	E	\$18.27
2" x Close Nipple	1	\$4.13	E	\$4.13
2" Lock Nut	2	\$0.78	E	\$1.56
2" Plastic Bushing	1	\$0.49	E	\$0.49
2" Pipe Hanger	2	\$1.04	E	\$2.08
2" Weather Head	1	\$8.73	E	\$8.73
3/0 THHN	68	\$3.22	FT	\$218.96
# 4 Bare	8	\$0.93	FT	\$7.44
5/8" x 8' Ground Rod	1	\$12.34	E	\$12.34
3/4" Acorn Ground Clamp	1	\$3.50	E	\$3.50
Point of Attachment	1	\$11.61	E	\$11.61
Total Material				\$1,251.05
Labor				
Build Meter Pole	3.5	\$80.00	HR	\$280.00
	0	\$80.00	HR	\$0.00
Total Labor				\$280.00
Sub-Total				\$1,531.05
Tax 0.0825				\$126.31
Total				\$1,657.36

King Solomon's Iron Bar  
9067 Simmons Rd.  
Conroe, TX 77385  
281-387-1915

053679

# INVOICE

[illegible]



428 MARTIN ST  
HOUSTON TX 77018  
713-692-6233 Phone  
713-692-6014 Fax

# Invoice

Date	Invoice #
5/18/2012	27287

Bill To
M B C WATER SYSTEMS INC 27493 HANNA ROAD STE #2 CONROE TX 77385

Ship To
Will Call
Res. Acres

P.O. Number		Rep	Ship Date	Ship Via	F.O.B.	Del. Ticket #	
Mike		DED	5/4/2012	WILL CALL		24612	
Item	Qty	Description			Price Each	List	Amount
FE6-TP10HPTX	1	2363128120, 10Hp F.E. 6" 3ph.w/230/460V Chips S.F.			1,469.00	2,554.00	1,469.00T
Unitra-SP150-05	1	10hp, 5 Stage, 150 GPM, 3" discharge, 6" S.S. PE			1,325.00	2,407.00	1,325.00T

We appreciate your business. Thank you!

**Subtotal** \$2,794.00

**Sales Tax (8.25%)** \$230.51

**Total** \$3,024.51

**Payments/Credits** \$0.00

Terms	Due Date
Net 30	6/17/2012

Phone #	Fax #
713-692-6233	



428 MARTIN ST  
HOUSTON TX 77018  
713-692-6233 Phone  
713-692-6014 Fax

# Invoice

Date	Invoice #
5/18/2012	27277

Bill To
M B C WATER SYSTEMS INC 27493 HANNA ROAD STE #2 CONROE TX 77385

Ship To
Res. Acres.

P.O. Number	Rep	Ship Date	Ship Via	F.O.B.	Del. Ticket #	
	DAF	5/3/2012	WILL CALL		24585	
Item	Qty	Description	Price Each	List	Amount	
Wi3J01-6-3Jwg	375	6-3 w/g Flat "Jacketed" Sub. Cable	2.55	4.24	956.25T	
Pipe-Galv3.00"	63	3" Galvanized 21' length A.S.T.M. A120 Thd. & Coupled, 294' per lift.	7.41	11.40	466.83T	
Elec-ADV-HSKit#6	2	f/ #6 Cable (4 wire),Heat Shrink Splice Kit	10.00	16.60	20.00T	
Acc-Tape2"	6	2" Pipe wrap tape	7.10	11.80	42.60T	
G-Bsh3.0x1.0	1	3" X 1" Galv. Hex Bushings, 12/bx	7.50	12.70	7.50T	
G-N1.0x12"	1	1" X 12" Galv. Nipples, 10/bx	3.80	6.33	3.80T	
G-Tee1.0	1	1" Galv. Tee ,20/bx	2.65	4.10	2.65T	

We appreciate your business. Thank you!

**Subtotal** \$1,499.63

**Sales Tax (8.25%)** \$123.73

**Total** \$1,623.36

**Payments/Credits** \$0.00

**Balance Due** \$1,623.36

Terms	Due Date
Net 30	6/17/2012

Phone #	Fax #
713-692-6233	713-692-6014

JOHNSON LAB & SUPPLY INC  
415 N. TENNESSEE ST  
PALESTINE, TEXAS  
75801  
Phone: (903)-720-3111

\*\*\*\*\*  
\* INVOICE \*  
\*\*\*\*\*

Invoice # 113308-000  
Inv Date: 07/14/05  
Page # 1

## SOLD TO:

APS COMPANY  
27493 HANNA RD. #2  
CONROE TX 77385

## SHIP TO:

APS COMPANY  
27493 HANNA RD. #2  
CONROE TX 77385

P. O. #

Phone: (281)367-4480  
Fax:

Terms	Order#/Rel	Cust # SalesRep	Ship Via	Req-Dt	Reference
NET/30 DAYS	113308-000	100580 T. VAUGHAN	UPS	071005	

Stock #	Ordered	Shipped U/M	Unit Price	Unit Disc	Extension
FSC2383R 2 X 3 FC CLAMP	2	2 EACH	22.08		44.12
FSC2388R 2 X 6 FC CLAMP 2.38 00	2	2 EACH	40.87		81.84
F10003 3/4 CC X PJ CORP STOP	3	3 EACH	14.61		43.83
043232W 3/4 CMP X MN BALL VALVE	8	8 EACH	18.65		157.20
043232W 3/4 CMP X MN ANGLE BALL VALVE	8	8 EACH	18.37		164.98
08433 3/4 MIP X PJ MALE ADPT	6	6 EACH	6.53		39.18
C1433 3/4 FIP X PJ ADAPTER	6	6 EACH	6.87		41.22
C382325 3/4 X 2 1/2 METER CPLG	25	25 EACH	4.25		106.25
F1042512 3-4 X 12 1/2 FC CLAMP 3.98-4.25 00 RANGE	4	0 EACH	71.38		.00
F1026312 2 X 12 1/2 F C CLAMP 2.35 2.63 0. 0.	2	2 EACH	55.78		111.52
01200 RECT. PLASTIC METER BOX W/PLASTIC READER LID	24	24 EACH	12.10		290.40
MMT3 3 FLG TURBINE MASTER MT	3	2 EACH	668.12		1338.24
CF03 3 CI COMP FLG	6	5 EACH	10.26		51.30
FBS03 2, 2 1/2, & 3 BOLT NUT SETS FOR 2, 2 1/2 & 3 FLANGED FITTING	6	6 EACH	2.17		13.02

\*\*\* Continued on Next Page \*\*\*

#2480.10

REPLACEMENT COST OF WATER TREATMENT PLANT  
SERVING RESERVOIR ACRES AND HAMPTON OAKS

<u>NO.</u>	<u>ITEM</u>	<u>TOTAL</u>
17	5,000 Gallon Pressure Tank	\$ 3,500
18	Yard Piping, Valves and Fittings	1,200
19	Electrical Wiring & Controls	1,500
20	Land	1,500
21	6" Well w/15 HP Ruth Berry Pump (455 Ft. deep w/50 ft. Stainless Steel Screen)	19,840
22	4" Well w/5 HP Jacuzzi Motor (455 ft. deep w/40 ft. Stainless Steel Screen)	<u>14,876</u>
TOTAL		\$ 42,416

REPLACEMENT COSTS OF WATER DISTRIBUTION SYSTEM  
SERVING RESERVOIR ACRES AND HAMPTON OAKS

<u>NO.</u>	<u>ITEM</u>	<u>QUANTITY</u>	<u>UNIT PRICE</u>	<u>TOTAL</u>
1	1" PVC Water Line	500 L.F.	\$ 2.00	\$ 1,000
2	1 1/2" Galv. Water Line	150 L.F.	2.30	345
3	2" PVC Water Line	10,200 L.F.	2.80	28,560
4	2" Galv. Water Line	13,000 L.F.	3.00	39,000
5	3" PVC Water Line	1,100 L.F.	3.25	3,575
6	4" PVC Water Line	600 L.F.	4.50	2,700
7	4" A-C Water Line	600 L.F.	5.00	3,000
8	2" Gate Valves	14 Each	100.00	1,400
9	3" Gate Valves	2 Each	125.00	250
10	4" Gate Valves	1 Each	175.00	175
11	Elbow Offs	1 Each	60.00	60
12	Services w/Meters	126 Each	150.00	18,900
13	C. I. Fittings	0.6 Tons	1,200.00	720
14	2" Bore	480 L.F.	6.00	2,880
15	3" Bore	24 L.F.	6.50	156
16	4" Bore	48 L.F.	6.75	324
T O T A L				\$ 103,045

NOTE: A 24 foot bore was used for each street crossing.

MUNICIPAL ENVIRONMENTAL CONSULTANTS, INC.

8100 SOUTH KIRKWOOD - SUITE 228

HOUSTON, TEXAS 77072

PHONE: 713/498-4005

WALTER P. NASS, JR.  
PRESIDENT

December 20, 1976

RAY MARSH, P. E.  
VICE-PRESIDENT

HENRY C. WELCH, P. E.  
VICE-PRESIDENT

Suburban Utility Company Corporation  
11782 Eastex Freeway  
Houston, Texas 77039

ATTN: Mr. M. M. Martin, President

Dear Mr. Martin:

In compliance with your request, we have made an engineering appraisal of the water distribution system and water treatment plant facilities for Reservoir Acres and Hampton Oaks. We have made a physical check of the facilities at random places to determine locations of gate valves, line sizes and blow offs. Costs determined in this report are present day replacement costs of the system. The unit prices for these items were taken from current bid prices of jobs in the general area of the same general size.

Respectfully submitted,

*Ray Marsh*

Ray Marsh, P. E.



JOHNSON LAB & SUPPLY INC  
415 N. TENNESSEE ST  
PALESTINE, TEXAS  
75801  
Phone: (903)-729-3111

\*\*\*\*\*  
\* INVOICE \*  
\*\*\*\*\*

Invoice # 113308-000  
Inv Date: 07/14/05  
Page # 1

SOLD TO:

APS COMPANY  
27493 HANNA RD. #2  
CONROE TX 77385

SHIP TO:

APS COMPANY  
27493 HANNA RD. #2  
CONROE TX 77385

P. O. #

Phone: (281)367-4460  
Fax:

Terms	Order#/Rel	Cust # SalesRep	Ship Via	Req-Dt	Reference
NET/30 DAYS	113308-000	100560 T. VAUGHAN	UPS	071305	

Stock #	Ordered	Shipped	U/M	Unit Price	Unit Disc	Extension
FSC2383R 2 X 3 FC CLAMP	2	2	EACH	22.06		44.12
FSC2386R 2 X 6 FC CLAMP 2.38 00	2	2	EACH	40.97		81.94
F10003 3/4 CC X PJ CORP STOP	3	3	EACH	14.61		43.83
B43232W 3/4 CMP X MN BALL VALVE	8	8	EACH	19.65		157.20
BA43232W 3/4 CMP X MN ANGLE BALL VALVE	8	8	EACH	19.37		154.96
C8433 3/4 MIP X PJ MALE ADPT	6	6	EACH	6.53		39.18
C1433 3/4 FIP X PJ ADAPTER	6	6	EACH	6.87		41.22
C382325 3/4 X 2 1/2 METER CPLG	25	25	EACH	4.25		106.25
F1042512 3-4 X 12 1/2 FC CLAMP 3.96-4.25 00 RANGE	4	0	EACH	71.38		.00
F1026312 2 X 12 1/2 F C CLAMP 2.35 2.63 O. D.	2	2	EACH	55.76		111.52
D1200 RECT. PLASTIC METER BOX W/PLASTIC READER LID	24	24	EACH	12.10		290.40
MMT3 3 FLG TURBINE MASTER MT	3	2	EACH	668.12		1336.24
CF03 3 CI COMP FLG	6	5	EACH	10.26		51.30
FBS03 2, 2 1/2, & 3 BOLT NUT SETS FOR 2, 2 1/2 & 3 FLANGED FITTING *** Continued on Next Page ***	6	6	EACH	2.17		13.02

\$ 217.18 / 2  
= \$ 108.59

JOHNSON LAB & SUPPLY INC  
415 N. TENNESSEE ST  
PALESTINE, TEXAS  
75801  
Phone: (903)-729-3111

\*\*\*\*\*  
\* INVOICE \*  
\*\*\*\*\*

Invoice # 120606-000  
Inv Date: 08/20/06  
Page # 1

SOLD TO:

APS COMPANY  
27493 HANNA RD. #2  
CONROE TX 77385

SHIP TO:

APS COMPANY  
27493 HANNA RD. #2  
CONROE TX 77385

P.O. #

Phone: (713)367-4065  
Fax:

Terms	Order#/Ref	Cust # SalesRep	Ship Via	Req-Dt	Reference
NET/30 DAYS	120606-000	100560 T. VAUGHAN	UPS	081906	

Stock #	Ordered	Shipped U/M	Unit Price	Unit Disc	Extension
MMT2S	1	0	EACH 570.83		.00
2 USG TURBINE METER WITH BUILT IN STRAINER					
1504	1	1	EACH 41.84		41.84
PAIR 2 METER FLG W/ACC WITH BOLTS AND GASKETS UPS#1Z74010X0347388638					

Sub Total	41.84
FREIGHT	9.78
Total	51.62

SCANNED  
SEP 26 2006

LAB & SUPPLY INC  
TENNESSEE ST  
FINE, TEXAS

Phone: (903)-729-3111

SOLD TO:

APS COMPANY  
27493 HANNA RD. #2  
CONROE TX 77385

\*\*\*\*\*  
\* INVOICE \*  
\*\*\*\*\*

Invoice # 120608-001  
Inv Date: 07/12/06  
Page # 1

SHIP TO:

APS COMPANY  
27493 HANNA RD. #2  
CONROE TX 77385

P. O. #

Phone: (713)367-4085  
Fax:

Terms	Order#/Ref	Cust # SalesRep	Ship Via	Req-Dt	Reference
NET/30 DAYS	120608-001	100580 T. VAUGHAN	UPS	081906	

Stock #	Ordered	Shipped U/M	Unit Price	Unit Disc	Extension
MMT2S	1	1 EACH	570.63		570.63
2 USG TURBINE METER WITH BUILT IN STRAINER					

Sub Total 570.63

FREIGHT 11.20

Total 581.83

SCANNED  
SEP 26 2006

**T & K ELECTRIC**  
12518 Antmar Dr.  
CLEVELAND, TEXAS 77328  
TECL#20866

281-593-1289  
Cell: 281-414-3707

# ELECTRICAL

Work Order/Invoice

1421

10

SUBURBAN UTILITY CO.

DATE OF ORDER	TEL
ORDER GIVEN BY	POSTAL ADDRESS
STARTING DATE 2-15-06	DAYWORK <input type="checkbox"/> CONTRACT <input type="checkbox"/> EXTRA <input type="checkbox"/>
CYPRESS BEND WATER PLANT	
WORK LOCATION	
REVISED DATE	NO. OF PAGES

DESCRIPTION OF WORK	QTY	UNIT	PRICE	AMOUNT
<b>PAID CK #1066</b>				
CONNECT NEW SERVICE	11		55.00	605.00
			<b>TOTAL LABOR</b>	<b>605.00</b>
10' 2" PVC	7		68	7.68
1' 2" 90° PVC	2		40	2.40
1' 2" 45° PVC	3		00	3.00
3' 2" PVC GROUNDING	1		26	2.16
1' 2" MALE ADAPTER	1		96	.96
7' 2" LOCKWIRE	7		60	4.20
2' 2" BUSHING	2		60	7.20
260' 3/4" THHN	260		3.10	806.00
65' 4" THHN	65		1.03	66.95
3' 200A 250V FUSE	3		26.40	79.20
			<b>TOTAL MATERIALS</b>	<b>772.55</b>
			<b>TOTAL LABOR</b>	<b>605.00</b>
			<b>TAX</b>	<b>157.75</b>
			<b>TOTAL</b>	<b>1535.25</b>

Thank You!



REPLACEMENT COST OF WATER TREATMENT PLANT  
SERVING CYPRESS BEND

<u>NO.</u>	<u>ITEM</u>	<u>TOTAL</u>
13	5,000 Gallon Pressure Tank	\$ 3,500
14	Yard Piping, Valves and Fittings	1,200
15	Electrical Wiring and Controls	1,100
16	Land	2,500
17	4" Water Well, 5 HP Submersible Pump (426 feet deep, 15 feet Stainless Steel Screen)	6,597
18	6" Water Well, 10 HP Submersible Pump (650 feet deep, 20 feet Stainless Steel Screen)	17,771
19	6" Water Well, 15 HP Ruth Berry Submersible pump (650 feet deep, 20 feet Stainless Steel Screen)	21,465
TOTAL		\$ 54,153

# REPLACEMENT COSTS OF WATER DISTRIBUTION SYSTEM

## SERVING CYPRESS BEND

<u>NO.</u>	<u>ITEM</u>	<u>QUANTITY</u>	<u>UNIT PRICE</u>	<u>TOTAL</u>
1	2" Galv. Water Line	8,300 L.F. ✓	\$ 2.75	\$ 22,825
2	2" C. I. Water Line	5,400 L.F. ✓	6.00	32,400
3	4" C. I. Water Line	2,530 L.F. ✓	9.00	22,770
4	4" A-C Water Line	1,530 L.F. ✓	5.00	7,650
5	6" A-C Water Line	800 L.F. ✓	5.50	4,400
6	2" Gate Valves	10 Each	100.00	1,000
7	4" Gate Valves	2 Each	175.00	350
8	Services w/Meters	118 Each	150.00	17,700
9	C. I. Fittings	1.5 Tons	1,200.00	1,800
10	2" Bore	364 L.F.	6.00	2,304
11	4" Bore	96 L.F.	6.75	648
12	6" Bore	24 L.F.	7.25	174
T O T A L				\$ 114,021

NOTE: A 24 foot bore was used for each street crossing.

MUNICIPAL ENVIRONMENTAL CONSULTANTS, INC.

8100 SOUTH KIRKWOOD - SUITE 228

HOUSTON, TEXAS 77072

PHONE: 713/498-4005

WALTER P. NASS, JR.  
PRESIDENT

January 11, 1976

RAY MARSH, P. E.  
VICE-PRESIDENT

HENRY C. WELCH, P. E.  
VICE-PRESIDENT

Suburban Utility Company Corporation  
11782 Eastex Freeway  
Houston, Texas 77039

ATTN: Mr. M. M. Martin

Dear Mr. Martin:


In compliance with your request, we have made an engineering appraisal of the water distribution system and water treatment plant facilities for the Cypress Bend Subdivision. We have made a physical check of the facilities at random places to determine locations of gate valves and line sizes. Costs determined in this report are present day replacement costs of the system. The unit prices for these items were taken from current bid prices of jobs in the general area of the same general size.

Respectfully submitted,

*Ray Marsh*

Ray Marsh, P. E.





# Gulf Coast Pump & Supply

428 MARTIN DRIVE  
(713) 692-6233

HOUSTON, TEXAS 77018  
(FAX) (713) 692-6014

11/27/01

Martin Utilities

D  
I  
L  
T  
O

五、

mit 713248-148/231 292-4439 60

QTY ORDERED	QTY SHIPPED	PART NUMBER	DESCRIPTION	LIST PRICE	WHOLESALE PRICE	AMOUNT
1	1		372 2 Amps 3 w/ 110V Coil			563.00
1			2" Water Ck			530.00
2			2" Flange		11.10	22.20
4	4		3" x 7 Studs	373		1492.00
3			5/8 Nut 3	13		39.00
						685.20
						56.40
						743.60
PAID at # 3948						

WE THANK YOU FOR YOUR ORDER. THE ACCEPTANCE OF THIS ORDER IS CONDITIONAL ON ASSENT BY BUYER TO ALL OF THE CONDITIONS ON THE REVERSE SIDE HEREOF. YOUR ASSENT WILL BE ASSUMED UNLESS YOU NOTIFY US TO THE CONTRARY IMMEDIATELY UPON

**TOTAL**

WE THANK YOU FOR YOUR ORDER. THE ACCEPTANCE OF THIS ORDER IS CONDITIONAL ON ASSENT BY BUYER TO ALL OF THE CONDITIONS ON THE REVERSE SIDE HEREOF. YOUR ASSENT WILL BE ASSUMED UNLESS YOU NOTIFY US TO THE CONTRARY IMMEDIATELY UPON RECEIPT OF THIS INVOICE.

**TOTAL**

NOTE: 11 1/2% SERVICE CHARGE ON 30 DAY PAST DUE AMOUNT.

**CUSTOMER**

RECEIVED BY

# D R FOX CONSTRUCTION, LLC

4747 RESEARCH FOREST DRIVE  
SUITE 180, #275  
THE WOODLANDS, TX 77381

## Invoice

Date	Invoice #
1/12/2012	5119

Bill To
Suburban Utilities Attn: Mike Martin

P.O. No.	Terms	Due Date
	Due on receipt	1/12/2012

Description	Rate	Amount
Work has been completed on road repair at 7214 Lewiston In Beaumont Place.		
TOTAL LABOR, EQUIPMENT & MATERIALS	1,165.00	1,165.00T
Sales Tax	8.25%	96.11
It's been a pleasure working with you!		
Phone #	Fax #	E-mail
2818021637	9362734945	drfoxconstllc@yahoo.com
<b>Total</b>		\$1,261.11

# D R FOX CONSTRUCTION, LLC

4747 RESEARCH FOREST DRIVE  
SUITE 180, #275  
THE WOODLANDS, TX 77381

## Invoice

Date	Invoice #
3/21/2011	4768

Bill To
SUBURBAN UTILITIES ATTN: MIKE MARTIN

Bm

P.O. No.	Terms	Due Date
	Net 30	4/20/2011

Description	Rate	Amount
Work has been completed on sawcut, dig out, stabilizing, and asphalt of areas per drawing of Glen Falls on Verdun. (MAP ATTACHED)		
TOTAL LABOR, EQUIPMENT & MATERIALS	1,870.66	1,870.66
s Tax	8.25%	154.34
It's been a pleasure working with you!		
Phone #	Fax #	E-mail
2818021637	9362734945	drfoxconstllc@yahoo.com
Total		\$2,025.00

# T & K Electric

12518 Anmar Drive  
Cleveland, TX 77328  
281-593-1289 or 281-414-3707  
TECL # 20866

Suburban Utility Co.

Invoice # M700

Install Meter Pole

Beaumont Place - ~~Eaders Plant~~

*Danvers Plant 12709 Danvers*

Houston, Texas 77049

Date 4/10/2014

Description	Material			
	Quantity	Unit Price	Per	Amount
				\$0.00
				\$0.00
				\$0.00
				\$0.00
				\$0.00
				\$0.00
				\$0.00
				\$0.00
				\$0.00
				\$0.00
				\$0.00
				\$0.00
Total Material				\$0.00
Labor				
4/04/14 Over Time	5	\$120.00	HR	\$600.00
	0	\$80.00	HR	\$0.00
Total Labor				\$600.00
Sub-Total				\$600.00
Tax 0.0725				\$43.50
Total				\$643.50

# T & K Electric

BP

12518 Anmar Drive  
Cleveland, TX 77328  
281-593-1289 or 281-414-3707  
TECL # 20866

Suburban Utility Co.

Invoice # M702


Beaumont Place -Danvers Plant

12709 Danvers

Houston, Texas 77049

Date 4/24/2014

Description	Material			
	Quantity	Unit Price	Per	Amount
20' Treated Pole	1	\$95.98	E	\$95.98
200A 3PH Meter Socket	1	\$235.00	E	\$235.00
200A 250V 3PH Fusible Disconnect Nerr	1	\$471.78	E	\$471.78
200A 250V Fuse	2	\$39.75	E	\$79.50
2" Unit RT Hub	1	\$7.42	E	\$7.42
2" RT Hub	1	\$23.24	E	\$23.24
2" RT EMT Connector	1	\$9.27	E	\$9.27
2" EMT	1	\$18.27	E	\$18.27
2" x Close Nipple	1	\$4.13	E	\$4.13
2" Lock Nut	2	\$0.78	E	\$1.56
2" Plastic Bushing	1	\$0.49	E	\$0.49
2" Pipe Hanger	2	\$1.04	E	\$2.08
2" Weather Head	1	\$8.73	E	\$8.73
3/0 THHN	68	\$3.22	FT	\$218.96
Point of Attachment	1	\$11.61	E	\$11.61
Total Material				\$1,188.02
Labor				
Build Meter Pole	3.5	\$80.00	HR	\$280.00
	0	\$80.00	HR	\$0.00
Total Labor				\$280.00
Sub-Total				\$1,468.02
Tax 0 0825				\$121.11
Total				\$1,589.13



# Gulf Coast Pump & Supply

153479)

428 MARTIN DRIVE  
(713) 692-6233

HOUSTON, TEXAS 77018  
(FAX) (713) 692-6014.

# INVOICE

ALL TO

SECRET

MARTIN ~~SPORT~~ Utility

CUST. ORDER NO.		RESALE PRICE IN FILE	DATE ORDERED	SOLE BY	SHIP VIA	DATE SHIPPED	CASH	C.O.D.	CHARGE
		YES NO	1-11-7		W/C	1-11-7			
QTY. ORDERED	QTY. SHIPPED	PART NUMBER	DESCRIPTION			LIST PRICE	WHOLESALE PRICE	AMOUNT	
360	360		#6 Ticket				330	118800	
1	1		6x3 H.D. Well Sock					10700	
6	6		2" Tape				440	2640	
3	3		K-75				1250	3750	
1	1		150 SP/5-P T1230V					241500	
								377390	
							TAX	31135	
								408525	
<p style="text-align: center;">PAID</p> <p style="text-align: center;">360</p>									
<p>WE THANK YOU FOR YOUR ORDER. THE ACCEPTANCE OF THIS ORDER IS CONDITIONAL ON ASSENT BY BUYER TO ALL OF THE CONDITIONS ON THE REVERSE SIDE HEREOF. YOUR ASSENT WILL BE ASSUMED UNLESS YOU NOTIFY US TO THE CONTRARY IMMEDIATELY UPON</p>									
							<p><b>TOTAL</b></p>		

WE THANK YOU FOR YOUR ORDER. THE ACCEPTANCE OF THIS ORDER IS CONDITIONAL ON ASSENT BY BUYER TO ALL OF THE CONDITIONS ON THE REVERSE SIDE HEREOF. YOUR ASSENT WILL BE ASSUMED UNLESS YOU NOTIFY US TO THE CONTRARY IMMEDIATELY UPON RECEIPT OF THIS INVOICE.

NOTE: 1 1/2% SERVICE CHARGE ON 30 DAY PAST DUE AMOUNT



428 MARTIN ST  
HOUSTON TX 77018  
713-692-6233 Phone  
713-692-6014 Fax

# Invoice

Date	Invoice #
12/29/2010	17931

Bill To
M B C WATER SYSTEMS INC 27493 HANNA ROAD STE #2 CONROE TX 77385

Ship To
Will Call

P.O. Number		Rep	Ship Date	Ship Via	F.O.B.	Del. Ticket #
		DED	12/28/2010	WILL CALL		15768
Item	Qty	Description			Price Each	Amount
FECPA2-10DB2-T/ODP	1	10DB2-T/O,Cent.Pump 3" x 2" w/ 10 hp 3 ph ODP Motor			1,392.60	1,392.60T
Elec-Siem-14FUF32AC	1	Siemens Size 2 ESP 200 Starter w/ 13 - 52 amp overload 240 - 480V Coil			585.00	585.00T
Misc	1	After Hours roll out plus pump build.			50.00	50.00T
We appreciate your business. Thank you!				<b>Subtotal</b> \$2,027.60		

Terms	Due Date
Net 30	1/28/2011

Phone #	Fax #
713-692-6233	713-692-6014

<b>Sales Tax (8.25%)</b>	\$167.29
<b>Total</b>	\$2,194.89
<b>Payments/Credits</b>	\$0.00
<b>Balance Due</b>	\$2,194.89



428 MARTIN ST  
HOUSTON TX 77018  
713-692-6233 Phone  
713-692-6014 Fax

# Invoice

Date	Invoice #
6/28/2010	14950

Bill To
M B C WATER SYSTEMS INC 27493 HANNA ROAD STE #2 CONROE TX 77385

Ship To
B?

P.O. Number	Rep	Ship Date	Ship Via	F.O.B.	Del. Ticket #
	CRC	6/21/2010	WILL CALL		12876
Item	Qty	Description	Price Each	List	Amount
FE6-TP10HPT2	1	10Hp F.E. 6" 3ph. 230v motor S.F.w/Subtrol	1,276.00	2239.00	1,276.00T
Unitra-SP-9009	1	10 hp, 9 stage, 90 GPM, 3 " discharge, 6" stainless steel pump end	1,505.00	2808.00	1,505.00T
Acc-PdopeJLqt	1	1 Quart Jet Lube V-2	28.90	48.15	28.90T
Elec-HSKit#6	1	f/ #6 Cable (4 wire),Heat Shrink Splice Kit	10.00	16.60	10.00T
Elec-HSKit#8	1	f/ #8 Cable (4 wire),Heat Shrink Splice Kit	8.80	14.70	8.80T
Acc-Tape2"	3	2" Pipe wrap tape	5.50	9.20	16.50T
We appreciate your business. Thank you!			Subtotal \$2,845.20		
			Sales Tax (8.25%) \$234.73		
			Total \$3,079.93		
			Payments/Credits \$0.00		
			Balance Due \$3,079.93		

Terms	Due Date
Net 30	7/28/2010

Phone #	Fax #
713-692-6233	713-692-6014





428 MARTIN ST  
HOUSTON TX 77018  
713-692-6233 Phone  
713-692-6014 Fax

# Invoice

Date	Invoice #
6/23/2014	40925

Bill To
M B C WATER SYSTEMS INC 27493 HANNA ROAD STE #2 CONROE TX 77385

Ship To
Mike 713-248-1465

P.O. Number	Rep	Ship Date	Ship Via	F.O.B	Del. Ticket #
	RP	6/10/2014	WILL CALL		37785
Item	Qty	Description	Price Each	List	Amount
Misc	1	5DB2-T/O,Cent.Pump 3" x 2" w/ 5 hp 3 ph ODP Motor ~ CW	1,372.00		1,372.00T
FECPA2-075DB2-T/ODP	1	75DB2-T/O,Cent.Pump 3" x 2" w/ 7 1/2 hp 3 ph ODP Motor ~ FA	1,398.60	2,331.00	1,398.60T
FECPA2-10DB2-T/ODP	1	10DB2-T/O,Cent.Pump 3" x 2" w/ 10 hp 3 ph ODP Motor ~ CM	1,613.00	2,688.00	1,613.00T

We appreciate your business. Thank you!

**Subtotal** \$4,383.60

**Sales Tax (8.25%)** \$361.66

**Total** \$4,745.26

**Payments/Credits** \$0.00

**Balance Due** \$4,745.26

Terms	Due Date
Net 30	7/23/2014

Phone #	Fax #
713-692-6233	713-692-6014

# REPLACEMENT COSTS OF WATER DISTRIBUTION SYSTEM

## SERVING BEAUMONT PLACE

<u>NO.</u>	<u>ITEM</u>	<u>QUANTITY</u>	<u>UNIT PRICE</u>	<u>TOTAL</u>
1	2" C. I. Water Line	14,600 L.F.	\$ 6.00	\$ 87,000
2	6" C. I. Water Line	6,500 L.F.	13.00	84,500
3	8" C. I. Water Line	5,000 L.F.	20.00	100,000
4	3" PVC Water Line	24,000 L.F.	3.25	78,000
5	6" PVC Water Line	1,600 L.F.	5.50	8,800
6	3" A-C Water Line	4,700 L.F.	3.50	16,450
7	2" Gate Valves	23 Each	100.00	2,300
8	3" Gate Valves	13 Each	125.00	1,625
9	6" Gate Valves	9 Each	200.00	1,800
10	8" Gate Valves	5 Each	275.00	1,375
11	Fire Hydrants	16 Each	475.00	7,600
12	Services w/Meters	380 Each	150.00	57,000
13	C. I. Fittings	4.9 Tons	1,200.00	5,880
14	2" Bore	552 L.F.	6.00	3,312
15	3" Bore	1,152 L.F.	6.50	7,488
16	6" Bore	336 L.F.	7.25	2,436
17	8" Bore	192 L.F.	9.00	1,728
18	2" Galv. Water Line	1,300 L.F.	2.75	3,575
T O T A L				\$ 470,869

NOTE: A 24 foot bore was used for each street and pipeline crossing.

REPLACEMENT COSTS OF WATER TREATMENT PLANTS  
SERVING BEAUMONT PLACE

<u>NO.</u>	<u>WATER PLANT NUMBER 1</u>	
19	5,000 Gallon Pressure Tank	\$ 3,300
20	Yard Piping, Valves and Fittings	1,200
21	Electrical Wiring	1,200
22	Chain Link Fence w/Gate	1,500
23	Land	2,000
24	Chlorinator	1,200
25	150 GPM 4" Well, 11 Stage Pump, 15 HP, 3 Phase, 220 Volt Motor (397 feet deep, 30 feet Stainless Steel Screen, 4")	12,000
26	150 GPM 6" X 4" Well, 6 Stage Pump, 15 HP, 3 Phase, 220 Volt Motor (466 feet deep, 60 feet Stainless Steel Screen, 6")	<u>14,000</u>
T O T A L		\$ 36,400

	<u>WATER PLANT NUMBER 2</u>	
27	5,000 Gallon Pressure Tank	\$ 3,300
28	Yard Piping, Valves and Fittings	1,400
29	Electrical Wiring	2,500
30	Chain Link Fence w/Gate	2,200
31	Land	2,000
32	Chlorinator	1,200
33	775 Barrel Ground Storage Tank	35,000
34	Wood Pump House	1,500
35	2 - Booster Pumps, 3,500 RPM, 60 Cycle, 3 Phase, 20 HP Motors	8,000
36	100 GPM 6" X 4" Well, 23 Stage Pump, 15 HP, 3 Phase, 220 Volt Motor (404 feet deep, 63 feet Stainless Steel Screen, 6")	<u>12,000</u>
T O T A L		\$ 69,100

MUNICIPAL ENVIRONMENTAL CONSULTANTS, INC.

8100 SOUTH KIRKWOOD - SUITE 228

HOUSTON, TEXAS 77072

PHONE: 713/498-4005

WALTER P. NASS, JR.  
PRESIDENT

December 9, 1976

RAY MARSH, P. E.  
VICE-PRESIDENT

HENRY C. WELCH, P. E.  
VICE-PRESIDENT

Suburban Utility Company Corporation  
11782 Eastex Freeway  
Houston, Texas 77039

ATTN: Mr. M. M. Martin, President

Dear Mr. Martin:

In compliance with your request, we have made an engineering appraisal of the water distribution system and water treatment plant facilities for the Beaumont Place Subdivision. We have made a physical check of the facilities at random places to determine locations of gate valves, line sizes and fire hydrants. Costs determined in this report are present day replacement costs of the system. The unit prices for these items were taken from current bid prices of jobs in the general area of the same general size.

Respectfully submitted,

*Ray Marsh*

Ray Marsh, P. E.

# ATTACHMENT 1-19

DSHS CENTRAL LAB MC2004  
P O BOX 149347

AUSTIN, TX 78714-9347

BEAUMONT PLACE  
C/O SUBURBAN UTILITY CO  
PO BOX 455  
SPRING, TX 77383-0455

Account # CEN.CD1151\_092015 PWS ID#1010098 Date: 10/02/2015

Page:

*This is your statement for 2015*

DESCRIPTION	Amount
Previous Charges ----->	364.12
Payments Received ----->	
Adjustments ----->	
Net Balance from Prior Periods ----->	364.12
Charges this period ----->	1274.93
Total Balance Due ----->	1639.05

DSHS CENTRAL LAB MC2004  
P O BOX 149347

AUSTIN, TX 78714-9347

CASTLEWOOD SUBDIVISION (092015)  
C/O SUBURBAN UTILITY CO  
PO BOX 455  
SPRING, TX 77383-0455

Account # CEN.CD1155\_092015 PWS ID#1010111 Date: 10/02/2015 Page:

*This is your statement for 2015*

DESCRIPTION	Amount
-------------	--------

Charges this period -----> 871.45

Total Balance Due -----> 871.45

DSHS CENTRAL LAB MC2004  
P O BOX 149347

AUSTIN, TX 78714-9347

CYPRESS BEND SUBDIVISION (092015)  
PO BOX 455  
SPRING, TX 77383-0455

Account # CEN.CD1161\_092015 PWS ID#1010119 Date: 10/02/2015 Page:  
*This is your statement for 2015*

DESCRIPTION	Amount
-------------	--------

Charges this period ----->	975.30
----------------------------	--------

Total Balance Due ----->	975.30
--------------------------	--------



DSHS CENTRAL LAB MC2004  
P O BOX 149347

AUSTIN, TX 78714-9347

RESERVOIR ACRES SUBDIVISION (012016)  
PO BOX 455  
SPRING, TX 77383-0455

Account # CEN.CD1178\_012016 PWS ID#1010197 Date: 02/02/2016

Page:

*This is your statement for 2016*

DESCRIPTION	Amount
Previous Charges ----->	1150.80
Payments Received ----->	-871.45
Adjustments ----->	
Net Balance from Prior Periods ----->	279.35

DSHS CENTRAL LAB MC2004  
P O BOX 149347

AUSTIN, TX 78714-9347

BEAUMONT PLACE (012016)  
C/O SUBURBAN UTILITY CO  
PO BOX 455  
SPRING, TX 77383-0455

Account # CEN.CD1151\_012016 PWS ID#1010098 Date: 02/02/2016

Page:

*This is your statement for 2016*

DESCRIPTION	Amount
Previous Charges ----->	1918.40
Payments Received ----->	-1639.05
Adjustments ----->	
Net Balance from Prior Periods ----->	279.35

DSHS CENTRAL LAB MC2004  
P O BOX 149347

AUSTIN, TX 78714-9347

CASTLEWOOD SUBDIVISION (012016)  
C/O SUBURBAN UTILITY CO  
PO BOX 455  
SPRING, TX 77383-0455

Account # CEN.CD1155\_012016 PWS ID#1010111 Date: 02/02/2016

Page:

*This is your statement for 2016*

DESCRIPTION	Amount
-------------	--------

Charges this period -----> 322.59

Total Balance Due -----> 322.59

-----

DSHS CENTRAL LAB MC2004  
P O BOX 149347

AUSTIN, TX 78714-9347

RESERVOIR ACRES SUBDIVISION  
PO BOX 455  
SPRING, TX 77383-0455

Account # CEN.CD1178\_092015 PWS ID#1010197 Date: 10/02/2015 Page:

*This is your statement for 2015*

DESCRIPTION	Amount
Previous Charges ----->	182.06
Payments Received ----->	
Adjustments ----->	
Net Balance from Prior Periods ----->	182.06
Charges this period ----->	689.39
Total Balance Due ----->	871.45



TEXAS COMMISSION ON  
ENVIRONMENTAL QUALITY

# INVOICE

COMPANY: RESERVOIR ACRES SUBDIVISION  
ACCOUNT: 91010197

DETACH BOTTOM PORTION AND RETURN ORIGINAL COUPON WITH PAYMENT

PAGE 1


ACCOUNT NO.	INCLUDES PAYMENTS THROUGH:	COLL. COST RECOVERY	LATE FEES	BALANCE DUE
91010197	NOV02,15	0.00	0.00	449.35

INVOICE DATE	INVOICE NO.	DESCRIPTION	AMOUNT	BALANCE
NOV30,15	PHS0159521	REG_NUMBER 1010197 FY16 WATER SYSTEM FEE	449.35	449.35

This fee is based on data reported from the last inspection. Please call 512-239-4691 for assistance with the calculation of your fee.

449.35

See REVERSE SIDE for Explanation of Charges and TCEQ Contact Telephone Numbers.

PLEASE PAY THIS AMOUNT   
INCLUDE ACCOUNT NUMBER ON CHECK



TEXAS COMMISSION ON  
ENVIRONMENTAL QUALITY

# INVOICE

COMPANY: BEAUMONT PLACE  
ACCOUNT: 91010098

DETACH BOTTOM PORTION AND RETURN ORIGINAL COUPON WITH PAYMENT

PAGE 1


ACCOUNT NO:	INCLUDES PAYMENTS THROUGH:	COLL COST RECOVERY	LATE FEES	BALANCE DUE
91010098	NOV02,15	0.00	0.00	1,029.85

INVOICE DATE	INVOICE NO.	DESCRIPTION	AMOUNT	BALANCE
NOV30,15	PHS0159490	REG_NUMBER 1010098 FY16 WATER SYSTEM FEE	1,029.85	1,029.85

This fee is based on data reported from the last inspection. Please call 512-239-4691 for assistance with the calculation of your fee.

1,029.85

See REVERSE SIDE for Explanation of Charges and TCEQ Contact Telephone Numbers.

PLEASE PAY THIS AMOUNT   
INCLUDE ACCOUNT NUMBER ON CHECK



# INVOICE

DETACH BOTTOM PORTION AND RETURN ORIGINAL COUPON WITH PAYMENT

PAGE 1


ACCOUNT NO.	INCLUDES PAYMENTS THROUGH:	COLL COST RECOVERY:	LATE FEES	BALANCE DUE
91010119	NOV02, 15	0.00	0.00	490.20

INVOICE DATE	INVOICE NO.	DESCRIPTION	AMOUNT	BALANCE
NOV30, 15	PHS0159500	REG_NUMBER 1010119 FY16 WATER SYSTEM FEE	490.20	490.20

This fee is based on data reported from the last inspection. Please call 512-239-4691 for assistance with the calculation of your fee.

490.20

See REVERSE SIDE for Explanation of Charges and TCEQ Contact Telephone Numbers.

PLEASE PAY THIS AMOUNT   
INCLUDE ACCOUNT NUMBER ON CHECK

**DETACH BOTTOM PORTION AND RETURN ORIGINAL COUPON WITH PAYMENT**

PAGE 1


ACCOUNT NO.	INCLUDES PAYMENTS THROUGH:	COLL COST RECOVERY	LATE FEES	BALANCE DUE
91010111	NOV02,15	0.00	0.00	722.40

INVOICE DATE	INVOICE NO.	DESCRIPTION	AMOUNT	BALANCE
NOV30,15	PHS0159494	REG_NUMBER 1010111 FY16 WATER SYSTEM FEE	722.40	722.40

This fee is based on data reported from the last inspection. Please call 512-239-4691 for assistance with the calculation of your fee.

722.40



See REVERSE SIDE for Explanation of Charges and TCEQ Contact Telephone Numbers.

PLEASE PAY THIS AMOUNT   
INCLUDE ACCOUNT NUMBER ON CHECK



# Revenue and Regulatory Assessment Report For PUBLIC UTILITY

ACCOUNT: 10835

Revenue and Regulatory Assessment Report for the Calendar Year 2015	
1. Enter total revenues from retail water and sewer service in year 2015	1. 671,781.23
2. Enter amount collected OR multiply item 1 by 0.01	2. 6,717.81
3. Late payment penalty: 5% - If paid after January 30th and before March 1st - multiply line 2 by 0.05 10% - If paid after March 1st - multiply line 2 by 0.10	3. 
4. Late payment interest, 1% per month if paid after March 31st: a. Multiply line 2 by 0.01 = monthly interest due, then b. Multiply monthly interest due by the number of months payment is made after March 31, rounded to the nearest month.	4. 
5. Amount due and payable (Add lines 2, 3, and 4).	5. 6,717.81

☐ Please note if the utility was inactive for more than a month during the year or experienced other circumstances which affected revenues (attach an additional page if necessary):

I declare that the ~~above~~ information is ~~true~~ and ~~correct~~ to the best of my knowledge and belief.

Signature Michael Martin Date 1/29/16  
Preparer's name Michael Martin Phone number 201-444-7747  
(Please Print)

VIPP Form WC04C5 / TCEQ-20098

Calendar Year 2015  
REVENUE & REGULATORY ASSESSMENT REPORT  
For PUBLIC UTILITY

PLEASE RETURN ENTIRE ORIGINAL FORM  
WITH CHECK OR MONEY ORDER PAYABLE TO:



TEXAS COMMISSION ON  
ENVIRONMENTAL QUALITY

AMOUNT ENCLOSED	ACCOUNT NO.
6,717.81	10835

☐ CHECK HERE IF YOUR ADDRESS OR YOUR PHONE NUMBER  
HAVE CHANGED. PLEASE INDICATE ADDRESS OR PHONE  
NUMBER CHANGE ON BACK.

**PAYMENTS NOT RECEIVED BY JANUARY 30,  
WILL RECEIVE A NOTICE OF VIOLATION**

**Abstract**

SUBURBAN UTILITY

PO BOX 455

SPRING, TX 77383-0455

0000010835 1533242 000000000000130163

# ILLUSTRATION



# Permit Fee Statement

No. 261760

Harris-Galveston Subsidence District  
1660 West Bay Area Blvd.  
Friendswood, Texas 77546-2640  
Phone: (281) 486-1105 Fax: (281) 218-3700

PLEASE RETURN BOTTOM PORTION OF STATEMENT WITH YOUR PAYMENT

Suburban Utility Company  
ATTN: Michael Martin  
C/O: Beaumont Place Subdivision  
P.O. Box 455  
Spring, Texas 77383

PAYMENT DUE: \$1,160.00

PAYMENT DUE WITHIN 45 DAYS OF BILLING DATE —————> BILLING DATE: 11/13/2015

AGGREGATE LEAD WELL NO. : 1993 & 1994 NO. OF WELLS: 2

TERM November 1, 2015 Through October 31, 2016

AMOUNT PERMITTED: 58 MILLION GALLONS.

PERMIT FEE RATE: \$20.00 - PER MILLION GALLONS

MINIMUM BILLING AMOUNT \$20.00 PER YEAR

THE BOARD OF DIRECTORS HAS AUTHORIZED THE ISSUANCE OF THE PERMIT(S) UPON RECEIPT OF YOUR REMITTANCE. SHOULD PAYMENT NOT BE RECEIVED WITHIN FORTYFIVE (45) DAYS, YOU MAY BE CONSIDERED TO BE WITHDRAWING GROUNDWATER WITHOUT A VALID PERMIT WHICH IS A VIOLATION OF THE LAW SUBJECT TO A PENALTY OF \$50 TO \$5000 FOR EACH VIOLATION AND FOR EACH DAY OF VIOLATION IN ACCORDANCE WITH SECTION 151.164, WATER CODE



# Permit Fee Statement

No. 261761

Harris-Galveston Subsidence District

1660 West Bay Area Blvd.

Friendswood, Texas 77546-2640

Phone: (281) 486-1105 Fax: (281) 218-3700

PLEASE RETURN BOTTOM PORTION OF STATEMENT WITH YOUR PAYMENT

Suburban Utility Company  
ATTN: Michael Martin  
C/O: ~~Beaumont Place Subdivision~~  
P.O. Box 455 *Res. Acres*  
Spring, Texas 77383

PAYMENT DUE: \$560.00

PAYMENT DUE WITHIN 45 DAYS OF BILLING DATE → BILLING DATE: 11/13/2015

AGGREGATE LEAD WELL NO. : 4285 NO. OF WELLS: 1

TERM November 1, 2015 Through October 31, 2016

AMOUNT PERMITTED: 28 MILLION GALLONS.

PERMIT FEE RATE: \$20.00 - PER MILLION GALLONS

MINIMUM BILLING AMOUNT \$20.00 PER YEAR

THE BOARD OF DIRECTORS HAS AUTHORIZED THE ISSUANCE OF THE PERMIT(S) UPON RECEIPT OF YOUR REMITTANCE. SHOULD PAYMENT NOT BE RECEIVED WITHIN FORTY FIVE (45) DAYS, YOU MAY BE CONSIDERED TO BE WITHDRAWING GROUNDWATER WITHOUT A VALID PERMIT WHICH IS A VIOLATION OF THE LAW SUBJECT TO A PENALTY OF \$50 TO \$5000 FOR EACH VIOLATION AND FOR EACH DAY OF VIOLATION IN ACCORDANCE WITH SECTION 151.164, WATER CODE

1879

**SUBURBAN UTILITY CO**

P.O. BOX 455  
 SPRING, TEXAS 77383-0455  
 (281) 444-7747



88-2141-1149

First National Bank  
 Member FDIC  
 E-Sign Check Fraud  
 Protection for Business

3/11/2016

PAY TO THE ORDER OF Harris-Galveston Subsidence District

\$ \*\*200.00

Two Hundred and 00/100\*\*\*\*\* DOLLARS

Harris-Galveston Subsidence District  
 1660 West Bay Area Blvd  
 Friendswood TX 77546-2640



*[Signature]*  
 AUTHORIZED SIGNATURE

MEMO

Bmt. Place - New Well Permit Application Fee

**SUBURBAN UTILITY CO**

1879

Harris-Galveston Subsidence District

3/11/2016

Bmt. Place - New Well Permit Application Fee

200.00

FIRST NATIONAL BA Bmt. Place - New Well Permit Application Fee

200.00

**SUBURBAN UTILITY CO**

1879

Harris-Galveston Subsidence District

3/11/2016

Bmt. Place - New Well Permit Application Fee

200.00

FIRST NATIONAL BA Bmt. Place - New Well Permit Application Fee

200.00

1878

**SUBURBAN UTILITY CO.**

P.O. BOX 455  
SPRING, TEXAS 77383-0455  
(281) 444-7747



**FIRST NATIONAL BANK**

CHECK VERIFICATION: 1-866-380-5255 CUSTOMER SERVICE: 1-877-380-5573

88-2141-1149

ETB Shield™ Check Fraud  
Protection for Business

3/11/2016

PAY TO THE  
ORDER OF

Harris-Galveston Subsidence District

\$ \*\*200.00

Two Hundred and 00/100

DOLLARS

Harris-Galveston Subsidence District  
1660 West Bay Area Blvd  
Friendswood TX 77546-2640



*[Signature]*  
AUTHORIZED SIGNATURE

MEMO

CW - New Well Permit Application Fee

**SUBURBAN UTILITY CO**

1878

Harris-Galveston Subsidence District

3/11/2016

CW - New Well Permit Application Fee

200.00

FIRST NATIONAL BA CW - New Well Permit Application Fee

200.00

**SUBURBAN UTILITY CO**

1878

Harris-Galveston Subsidence District

3/11/2016

CW - New Well Permit Application Fee

200.00

FIRST NATIONAL BA CW - New Well Permit Application Fee

200.00

# ATTACHMENT 1-25

# 2015 TAX STATEMENT



DAVID PIWONKA  
CYPRESS-FAIRBANKS ISD TAX ASSESSOR - COLLECTOR  
10494 JONES RD, SUITE 106  
HOUSTON, TEXAS 77065  
(281) 664-6300

**Certified Owner:**  
SUBURBAN UTILITIES CO  
PO BOX 455  
SPRING, TX 77383-0455

**Legal Description:**  
TR 46  
CAM REALTY COMPANY TRACT

Legal Acres: .1073  
Parcel Address: 12026 HAMBLIN RD

Account No: 095-431-000-0046

As of Date: 01/19/2016 Print Date: 01/19/2016

Market Value		Market Value	Assessed Value	Capped Value	Homesite Value	Agricultural Market Value	Non-Qualifying Value
Land	Improvement						
\$4,672	\$59,586	\$64,258	\$64,258	\$0	\$0	\$0	\$64,258

Taxing Unit	Delinq. Date	Assessed Value (100%)	Exemptions		Taxable Value	Tax Rate	2015 Tax
			Code	Value			
CYPRESS-FAIRBANKS ISD	02/01/16	\$64,258		\$0	\$64,258	1.440000	\$925.32

**Exemptions :**

**2015 Total Due: \$925.32**

## AMOUNT DUE IF PAID BY THE END OF:

02/01/2016 0%	02/29/2016 7%	03/31/2016 9%	05/02/2016 11%	05/31/2016 13%	06/30/2016 15%
\$925.32	\$990.09	\$1,008.60	\$1,027.11	\$1,045.61	\$1,064.12

PLEASE CONTACT THE HARRIS COUNTY APPRAISAL DISTRICT AT 713 957-7800 CONCERNING ANY CORRECTIONS OF OWNERSHIP, VALUATION OR EXEMPTIONS. OFFICE HOURS AT CYPRESS-FAIRBANKS ISD TAX OFFICE ARE: 7:30 AM-4:30 PM MONDAY THRU THURSDAY, 7:30 AM-4:00 PM FRIDAY IF YOU ARE 65 YEARS OF AGE OR OLDER OR ARE DISABLED AND THE PROPERTY DESCRIBED IN THIS DOCUMENT IS YOUR RESIDENCE HOMESTEAD, YOU SHOULD CONTACT THE APPRAISAL DISTRICT REGARDING ANY ENTITLEMENT YOU MAY HAVE TO A POSTPONEMENT IN THE PAYMENT OF THESE TAXES.

## School Information :

CYPRESS-FAIRBANKS ISD 2015 M&O 1.0400000 I&S .40000000 Total 1.4400000 2014 M&O 1.0400000 I&S .40000000 Total 1.4400000

TO PAY BY CREDIT CARD: WWW.CFISDTAX.COM OR 1-866-728-2168 (ENGLISH), 1-866-728-2169 (SPANISH)

MIKE SULLIVAN  
TAX ASSESSOR-COLLECTOR  
P.O. BOX 3547  
HOUSTON, TEXAS 77253-3547  
TEL: 713-274-8000



SURBURBAN UTILITY CO  
PO BOX 455  
SPRING TX 77383-0455

# 2015 Property Tax Statement Web Statement

Statement Date:	January 19, 2016
Account Number:	044-043-000-0071

Our records indicate that your statement has been requested by a tax agent

Taxing Jurisdiction	Exemptions	Taxable Value	Rate per \$100	Taxes
Harris County	0	53,697	0.419230	\$225.11
Harris County Flood Control Dist	0	53,697	0.027330	\$14.68
Port of Houston Authority	0	53,697	0.013420	\$7.21
Harris County Hospital District	0	53,697	0.170000	\$91.28
Harris County Dept. of Education	0	53,697	0.005422	\$2.91
San Jacinto College District	0	53,697	0.175783	\$94.39
Emergency Service Dist #60 (Fire)	0	53,697	0.050000	\$26.85
Emergency Service Dist #2 (EMS)	0	53,697	0.028012	\$15.04

Page: 1 of 1

Total 2015 Taxes Due By January 31, 2016:	\$477.47
Payments Applied To 2015 Taxes	\$0.00
Total Current Taxes Due (Including Penalties)	\$477.47
Prior Year(s) Delinquent Taxes Due (If Any)	\$0.00
<b>Total Amount Due For January 2016:</b>	<b>\$477.47</b>

Penalties for Paying Late	Rate	Current Taxes	Delinquent Taxes	Total
By February 29, 2016	7%	\$510.89	\$0.00	\$510.89
By March 31, 2016	9%	\$520.45	\$0.00	\$520.45
By April 30, 2016	11%	\$529.97	\$0.00	\$529.97
By May 31, 2016	13%	\$539.55	\$0.00	\$539.55
By June 30, 2016	15%	\$549.10	\$0.00	\$549.10

Property Description	
8119 JACKSTONE DR 77049 TR 10 ABST 619 T PATCHING .1500 AC	
Appraised Values	
Land - Market Value	8,168
Impr - Market Value	45,529
Total Market Value	53,697
Less Capped Mkt Value	0
Appraised Value	53,697
Exemptions/Deferrals	



Tax Bill Increase (Decrease) from 2010 to 2015: Appraised Value 35%, Taxable Value 35%, Tax Rate 0%, Tax Bill 35%.



MIKE SULLIVAN  
TAX ASSESSOR-COLLECTOR  
P.O. BOX 3547  
HOUSTON, TEXAS 77253-3547  
TEL: 713-274-8000



2015 Property Tax Statement  
Web Statement

Statement Date:	January 19, 2016
Account Number:	096-329-000-0147

Our records indicate that your statement has been requested by a tax agent.



SUBURBAN UTILITIES CO  
ATTN: TAX DEPT  
% MICKEY MARTIN  
PO BOX 455

Taxing Jurisdiction	Exemptions	Taxable Value	Rate per \$100	Taxes
Harris County	0	94,818	0.419230	\$397.51
Harris County Flood Control Dist	0	94,818	0.027330	\$25.91
Port of Houston Authority	0	94,818	0.013420	\$12.72
Harris County Hospital District	0	94,818	0.170000	\$161.19
Harris County Dept. of Education	0	94,818	0.005422	\$5.14
Lone Star College System	0	94,818	0.107900	\$102.31
Emergency Service Dist #25 (Fire)	0	94,818	0.100000	\$94.82
Emergency Service Dist #1 (EMS)	0	94,818	0.100000	\$94.82

Page: 1 of 1

Total 2015 Taxes Due By January 31, 2016:	\$894.42
Payments Applied To 2015 Taxes	\$0.00
Total Current Taxes Due (Including Penalties)	\$894.42
Prior Year(s) Delinquent Taxes Due (If Any)	\$0.00
<b>Total Amount Due For January 2016:</b>	<b>\$894.42</b>

Penalties for Paying Late:	Rate	Current Taxes	Delinquent Taxes	Total
By February 29, 2016	7%	\$957.03	\$0.00	\$957.03
By March 31, 2016	9%	\$974.91	\$0.00	\$974.91
By April 30, 2016	11%	\$992.81	\$0.00	\$992.81
By May 31, 2016	13%	\$1,010.70	\$0.00	\$1,010.70
By June 30, 2016	15%	\$1,028.59	\$0.00	\$1,028.59

Property Description	
2700 BALMORHEA AVE 77039 LT 147 CASTLEWOOD TRACT B U/R .1653 AC	
Appraised Values	
Land - Market Value	10,800
Impr - Market Value	84,018
Total Market Value	94,818
Less Capped Mkt Value	0
Appraised Value	94,818
Exemptions/Deferrals	



Tax Bill Increase (Decrease) from 2010 to 2015: Appraised Value -36%, Taxable Value -36%, Tax Rate -1%, Tax Bill -37%.

MIKE SULLIVAN  
TAX ASSESSOR-COLLECTOR  
P.O. BOX 3547  
HOUSTON, TEXAS 77253-3547  
TEL: 713-274-8000



2015 Property Tax Statement  
Web Statement

Statement Date:	January 19, 2016
Account Number:	095-431-000-0046

Our records indicate that your statement has been requested by a tax agent.



SUBURBAN UTILITIES CO  
PO BOX 455  
SPRING TX 77383-0455

Taxing Jurisdiction	Exemptions	Taxable Value	Rate per \$100	Taxes
Harris County	0	64,258	0.419230	\$269.39
Harris County Flood Control Dist	0	64,258	0.027330	\$17.56
Port of Houston Authority	0	64,258	0.013420	\$8.62
Harris County Hospital District	0	64,258	0.170000	\$109.24
Harris County Dept. of Education	0	64,258	0.005422	\$3.48
Lone Star College System	0	64,258	0.107900	\$69.33
Emergency Serv Dist #9-EMS/Fire	0	64,258	0.055000	\$35.34

Page: 1 of 1

Total 2015 Taxes Due By January 31, 2016:	\$512.96
Payments Applied To 2015 Taxes	\$0.00
Total Current Taxes Due (Including Penalties)	\$512.96
Prior Year(s) Delinquent Taxes Due (If Any) 2002 - 2007	\$8,997.60
Total Amount Due For January 2016:	\$9,510.56

Penalties for Paying Late	Rate	Current Taxes	Delinquent Taxes	Total
By February 29, 2016	7%	\$548.86	\$9,035.41	\$9,584.27
By March 31, 2016	9%	\$559.13	\$9,073.22	\$9,632.35
By April 30, 2016	11%	\$569.39	\$9,111.07	\$9,680.46
By May 31, 2016	13%	\$579.63	\$9,148.87	\$9,728.50
By June 30, 2016	15%	\$589.90	\$9,186.64	\$9,776.54

Property Description	
12026 HAMBLIN RD 77429 TR 46 CAM REALTY COMPANY TRACT .1073 AC	
Appraised Values	
Land - Market Value	4,672
Impr - Market Value	59,586
Total Market Value	64,258
Less Capped Mkt Value	0
Appraised Value	64,258
Exemptions/Deferrals	
Delinquent Taxes Exist	



Tax Bill Increase (Decrease) from 2010 to 2015: Appraised Value 5%, Taxable Value 5%, Tax Rate -2%, Tax Bill 3%.

MIKE SULLIVAN  
TAX ASSESSOR-COLLECTOR  
P.O. BOX 3547  
HOUSTON, TEXAS 77253-3547  
TEL: 713-274-8000



2015 Property Tax Statement  
Web Statement

Statement Date:	January 19, 2016
Account Number:	075-008-048-0835



SUBURBAN UTILITIES  
% MICKEY MARTIN  
PO BOX 455  
SPRING TX 77383-0455

Taxing Jurisdiction	Exemptions	Taxable Value	Rate per \$100	Taxes
Harris County	0	13,608	0.419230	\$57.05
Harris County Flood Control Dist	0	13,608	0.027330	\$3.72
Port of Houston Authority	0	13,608	0.013420	\$1.83
Harris County Hospital District	0	13,608	0.170000	\$23.13
Harris County Dept. of Education	0	13,608	0.005422	\$0.74
San Jacinto College District	0	13,608	0.175783	\$23.92
Emergency Service Dist #60 (Fire)	0	13,608	0.050000	\$6.80
Emergency Service Dist #2 (EMS)	0	13,608	0.028012	\$3.81

Page: 1 of 1

Total 2015 Taxes Due By January 31, 2016:	\$121.00
Payments Applied To 2015 Taxes	\$0.00
Total Current Taxes Due (Including Penalties)	\$121.00
Prior Year(s) Delinquent Taxes Due (If Any)	\$0.00
<b>Total Amount Due For January 2016</b>	<b>\$121.00</b>

Penalties for Paying Late	Rate	Current Taxes	Delinquent Taxes	Total
By February 29, 2016	7%	\$129.47	\$0.00	\$129.47
By March 31, 2016	9%	\$131.87	\$0.00	\$131.87
By April 30, 2016	11%	\$134.31	\$0.00	\$134.31
By May 31, 2016	13%	\$136.74	\$0.00	\$136.74
By June 30, 2016	15%	\$139.15	\$0.00	\$139.15

Property Description	
FLAGSTAFF 77049 LTS 835 & 836 BLK 48 BEAUMONT PLACE SEC 4 .5207 AC	
Appraised Values	
Land - Market Value	13,608
Impr - Market Value	0
Total Market Value	13,608
Less Capped Mkt Value	0
Appraised Value	13,608
Exemptions/Deferrals	



Tax Bill Increase (Decrease) from 2010 to 2015: Appraised Value 0%, Taxable Value 0%, Tax Rate 0%, Tax Bill 0%.

MIKE SULLIVAN  
TAX ASSESSOR-COLLECTOR  
P.O. BOX 3547  
HOUSTON, TEXAS 77253-3547  
TEL: 713-274-8000



2015 Property Tax Statement  
Web Statement

Statement Date:	January 19, 2016
Account Number:	075-008-033-0397

Our records indicate that your statement has been requested by a tax agent.



SUBURBAN UTILITY CO  
% MICKEY MARTIN  
PO BOX 455  
SPRING TX 77383-0455

Taxing Jurisdiction	Exemptions	Taxable Value	Rate per \$100	Taxes
Harris County	0	138,817	0.419230	\$581.96
Harris County Flood Control Dist	0	138,817	0.027330	\$37.94
Port of Houston Authority	0	138,817	0.013420	\$18.63
Harris County Hospital District	0	138,817	0.170000	\$235.99
Harris County Dept. of Education	0	138,817	0.005422	\$7.53
San Jacinto College District	0	138,817	0.175783	\$244.02
Emergency Service Dist #60 (Fire)	0	138,817	0.050000	\$69.41
Emergency Service Dist #2 (EMS)	0	138,817	0.028012	\$38.89

Property Description	
12709 DANVERS DR 77049 LT 397 BLK 33 BEAUMONT PLACE SEC 3 .2652 AC	
Appraised Values	
Land - Market Value	6,930
Imp - Market Value	131,887
Total Market Value	138,817
Less Capped Mkt Value	0
Appraised Value	138,817
Exemptions/Deferrals	

Page: 1 of 1

Total 2015 Taxes Due By January 31, 2016:	\$1,234.37
Payments Applied To 2015 Taxes	\$0.00
Total Current Taxes Due (Including Penalties)	\$1,234.37
Prior Year(s) Delinquent Taxes Due (If Any)	\$0.00
<b>Total Amount Due For January 2016</b>	<b>\$1,234.37</b>

Penalties for Paying Late	Rate	Current Taxes	Delinquent Taxes	Total
By February 29, 2016	7%	\$1,320.78	\$0.00	\$1,320.78
By March 31, 2016	9%	\$1,345.47	\$0.00	\$1,345.47
By April 30, 2016	11%	\$1,370.16	\$0.00	\$1,370.16
By May 31, 2016	13%	\$1,394.83	\$0.00	\$1,394.83
By June 30, 2016	15%	\$1,419.51	\$0.00	\$1,419.51

Tax Bill Increase (Decrease) from 2010 to 2015: Appraised Value -35%, Taxable Value -35%, Tax Rate 0%, Tax Bill -36%.

# SHELDON I.S.D. 2015 TAX STATEMENT

A. Howard - Tax Assessor/Collector  
11411 C.E. King Parkway, Suite A, Houston, TX 77044

PHONE (281) 727-2036

**TAXES ARE DUE UPON RECEIPT. TAXES WILL BECOME DELINQUENT**

**FEBRUARY 1, 2016 WITH PENALTY AND INTEREST AS FOLLOWS:**

FEBRUARY \_\_\_\_\_ 7%      APRIL \_\_\_\_\_ 11%      JUNE \_\_\_\_\_ 15%  
MARCH \_\_\_\_\_ 9%      MAY \_\_\_\_\_ 13%      JULY \_\_\_\_\_ 18% + 20% TAX COLLECTION FEE

\*Personal Property taxes remaining unpaid on April 1st will incur an additional Tax Collection Fee of 20% pursuant to Section 33.11 of the Texas Property Tax Code.

OWNER NAME AND ADDRESS	ACCOUNT NUMBER	PROPERTY DESCRIPTION
SUBURBAN UTILITY CO % MICKEY MARTIN PO BOX 455 SPRING TX 77383-0455	075/008/033/0397 DATE OF NOTICE 11/04/15 PARCEL ADDRESS	LT 39.7 BLK 33 BEAUMONT PLACE SEC 3 12709 DANVERS DR .2652 ACRES

*** IMPORTANT INFORMATION ***		
APPRaisal AND EXEMPTIONS	SHELDON I.S.D.	<p>Tax Office Business Hours Monday - Friday 8 00 a.m. - 4:00 p.m. Unless otherwise posted on the Tax Office door. A deposit drop box is available for your convenience</p> <p>Please contact the Harris County Appraisal District at (713) 957-7800 concerning any corrections in <u>OWNERSHIP</u>, <u>VALUATION</u> or <u>EXEMPTIONS</u>.</p> <p>If your mortgage company escrows money for payment of taxes, place your loan number on our statement and mail it to <u>THEM</u> for payment.</p> <p>Credit card and electronic check payments accepted, see reverse side of statement for payment details</p> <p>If you are over 65 years of age or older or are disabled and the property described in this document is your residence homestead, you should contact the appraisal district regarding any entitlement you may have to a postponement in the payment of these taxes.</p> <p>PTC 31.01: See five year history and comparison on reverse side.</p> <p>Sec. 31.031 Installment Payment of Certain Homestead Taxes. (a) If before the delinquency date, an individual who is disabled or at least 65 years of age pays at least one - fourth of the taxing unit's taxes imposed on the property that the person owns and occupies as a residence homestead, the person may pay the remaining taxes without penalty or interest in three equal installments. Please contact Sheldon ISD Tax Office at 281-727-2036 to sign an installment agreement.</p> <p>(See Schedule Below)</p>
LAND IMPROVEMENTS 100% APPRAISED 100% ASSESSED NET TAXABLE VALUE TAX RATE (PER \$100)  TOTAL TAX	6,930 131,887 138,817 138,817 138,817 \$ 1.410000  1,957.32	

TOTAL TAXES DUE BY  JANUARY 31, 2016  \$1,957.32	PLEASE NOTE OVER 65/DISABLED INSTALLMENT	
	A RECEIPT WILL BE MAILED ONLY ON REQUEST. WRITE YOUR ACCOUNT # ON YOUR CHECK OR MONEY ORDER MAKE PAYABLE TO: SHELDON I.S.D. TAX OFFICE FOR THE TOTAL AMOUNT DUE.	1st Due BY JAN 2016 2nd Due BY MAR 2016 3rd Due BY MAY 2016 4th Due BY JUL 2016

PLEASE DETACH AND RETURN BOTTOM PORTION WITH YOUR PAYMENT - PLEASE DO NOT STAPLE STUB TO CHECK.

# SHELDON I.S.D. 2015 TAX STATEMENT

A. Howard - Tax Assessor/Collector  
11411 C.E. King Parkway, Suite A, Houston, TX 77044

PHONE (281) 727-20

**TAXES ARE DUE UPON RECEIPT. TAXES WILL BECOME DELINQUENT**

**FEBRUARY 1, 2016 WITH PENALTY AND INTEREST AS FOLLOWS:**

FEBRUARY \_\_\_\_\_ 7%      APRIL \_\_\_\_\_ 11%      JUNE \_\_\_\_\_ 15%  
MARCH \_\_\_\_\_ 9%      MAY \_\_\_\_\_ 13%      JULY \_\_\_\_\_ 18% + 20% TAX COLLECTION FEE

\*Personal Property taxes remaining unpaid on April 1st will incur an additional Tax Collection Fee of 20% pursuant to Section 33.11 of the Texas Property Tax Code.

OWNER NAME AND ADDRESS	ACCOUNT NUMBER	PROPERTY DESCRIPTION
SURBURBAN UTILITY CO PO BOX 455 SPRING TX 77383-0455	044/043/000/0071 DATE OF NOTICE 11/04/15 PARCEL ADDRESS	TR 10 ABST 619 T PATCHING 811068 8119 JACKSTONE DR .1500 ACRES

APPRaisal AND EXEMPTIONS	SHELDON I.S.D.	*** IMPORTANT INFORMATION ***
LAND IMPROVEMENTS 100% APPRAISED 100% ASSESSED NET TAXABLE VALUE TAX RATE (PER \$100)  TOTAL TAX	8,168 45,529 53,697 53,697 53,697 \$1.410000  757.13	<p>Tax Office Business Hours Monday - Friday 8:00 a.m. - 4:00 p.m. Unless otherwise posted on the Tax Office door. A deposit drop box is available for your convenience.</p> <p>Please contact the Harris County Appraisal District at (713) 957-7800 concerning any corrections in <u>OWNERSHIP, VALUATION</u> or <u>EXEMPTIONS</u>.</p> <p>If your mortgage company escrows money for payment of taxes, place your loan number on our statement and mail it to <u>THEM</u> for payment</p> <p>Credit card and electronic check payments accepted, see reverse side of statement for payment details.</p> <p>If you are over 65 years of age or older or are disabled and the property described in this document is your residence homestead, you should contact the appraisal district regarding any entitlement you may have to a postponement in the payment of these taxes.</p> <p>PTC 31.01: See five year history and comparison on reverse side</p> <p>Sec. 31.031 Installment Payment of Certain Homestead Taxes. (a) If before the delinquency date, an individual who is disabled or at least 65 years of age pays at least one - fourth of the taxing unit's taxes imposed on the property that the person owns and occupies as a residence homestead, the person may pay the remaining taxes without penalty or interest in three equal installments. Please contact Sheldon ISD Tax Office at 281-727-2036 to sign an installment agreement.</p> <p>(See Schedule Below)</p>

TOTAL TAXES DUE BY	PLEASE NOTE	OVER 65/DISABLED INSTALLMENT
JANUARY 31, 2016  \$757.13	A RECEIPT WILL BE MAILED ONLY ON REQUEST. WRITE YOUR ACCOUNT # ON YOUR CHECK OR MONEY ORDER MAKE PAYABLE TO: SHELDON I.S.D. TAX OFFICE FOR THE TOTAL AMOUNT DUE.	1st Due BY JAN 2016 2nd Due BY MAR 2016 3rd Due BY MAY 2016 4th Due BY JUL 2016

PLEASE DETACH AND RETURN BOTTOM PORTION WITH YOUR PAYMENT - PLEASE DO NOT STAPLE STUB TO CHECK.

# SHELDON I.S.D. 2015 TAX STATEMENT

A. Howard - Tax Assessor/Collector  
11411 C.E. King Parkway, Suite A, Houston, TX 77044

PHONE (281) 727-20

**TAXES ARE DUE UPON RECEIPT. TAXES WILL BECOME DELINQUENT**

**FEBRUARY 1, 2016 WITH PENALTY AND INTEREST AS FOLLOWS:**

FEBRUARY \_\_\_\_\_ 7%      APRIL \_\_\_\_\_ 11%      JUNE \_\_\_\_\_ 15%  
MARCH \_\_\_\_\_ 9%      MAY \_\_\_\_\_ 13%      JULY \_\_\_\_\_ 18% + 20% TAX COLLECTION FEE

\*Personal Property taxes remaining unpaid on April 1st will incur an additional Tax Collection Fee of 20% pursuant to Section 33.11 of the Texas Property Tax Code.

OWNER NAME AND ADDRESS	ACCOUNT NUMBER	PROPERTY DESCRIPTION
SUBURBAN UTILITIES % MICKEY MARTIN PO BOX 455 SPRING TX 77383-0455	075/008/048/0835  DATE OF NOTICE 11/04/15 PARCEL ADDRESS	LTS 835 & 836 BLK 48 BEAUMONT PLACE SEC 4  FLAGSTAFF .5207 ACRES

<b>*** IMPORTANT INFORMATION ***</b>		
<b>APPRaisal AND EXEMPTIONS</b>	<b>SHELDON I. S. D.</b>	Tax Office Business Hours Monday - Friday 8:00 a.m. - 4:00 p.m. Unless otherwise posted on the Tax Office door A deposit drop box is available for your convenience. Please contact the Harris County Appraisal District at (713) 957-7800 concerning any corrections in <u>OWNERSHIP</u> , <u>VALUATION</u> or <u>EXEMPTIONS</u> . If your mortgage company escrows money for payment of taxes, place your loan number on our statement and mail it to <u>THEM</u> for payment. Credit card and electronic check payments accepted. see reverse side of statement for payment details. If you are over 65 years of age or older or are disabled and the property described in this document is your residence homestead, you should contact the appraisal district regarding any entitlement you may have to a postponement in the payment of these taxes. PTC 31.01: See five year history and comparison on reverse side Sec. 31.031 Installment Payment of Certain Homestead Taxes. (a) If before the delinquency date, an individual who is disabled or at least 65 years of age pays at least one - fourth of the taxing unit's taxes imposed on the property that the person owns and occupies as a residence homestead, the person may pay the remaining taxes without penalty or interest in three equal installments. Please contact Sheldon ISD Tax Office at 281-727-2036 to sign an installment agreement (See Schedule Below)
LAND	13,608	
100% APPRAISED	13,608	
100% ASSESSED	13,608	
NET TAXABLE VALUE	13,608	
TAX RATE (PER \$100)	\$1.410000	
TOTAL TAX	191.87	

<b>TOTAL TAXES DUE BY</b>		<b>PLEASE NOTE</b>	<b>OVER 65/DISABLED INSTALLMENT</b>
JANUARY 31, 2016 \$191.87		A RECEIPT WILL BE MAILED ONLY ON REQUEST. WRITE YOUR ACCOUNT # ON YOUR CHECK OR MONEY ORDER MAKE PAYABLE TO: SHELDON I.S.D. TAX OFFICE FOR THE TOTAL AMOUNT DUE.	1st Due BY JAN 2016 2nd Due BY MAR 2016 3rd Due BY MAY 2016 4th Due BY JUL 2016

PLEASE DETACH AND RETURN BOTTOM PORTION WITH YOUR PAYMENT - PLEASE DO NOT STAPLE STUB TO CHECK.

# ATTACHMENT 1-27



# System Totals Report

SUBURBAN UTILITY CO

Water Pumped This Month  
Water Sold This Month

4,050,000 Gallons  
2,850,000 Gallons

Reprinted System Totals Report for 01-14

	Amount (\$)	# Of Accounts
Total Water	18,411.85	490
Total Late Charge	1,250.00	250
Total Adjustments	-166.43	2
Total CIP Surcharge	29,400.00	490
Total 1% TCEQ FEE	184.07	490
<b>Total Current Charges</b>	<b>49,079.49</b>	<b>490</b>
Amount Past Due 1-30 Days	12,352.17	120
Amount Past Due 31-60 Days	1,524.79	59
Amount Past Due Over 60 Days	12,243.99	58
Amount Of Overpayments/Prepayments	-20,953.67	317
<b>Total Receivables</b>	<b>54,246.77</b>	<b>400</b>
Total Receipts On Account	50,033.93	402
Net Change in Deposits	0.00	0
Amount of All Deposits	19,125.00	362
Turned Off Accounts (Amount Owed)	0.00	148
Collection Accounts (Amount Owed)	0.00	
Number Of Unread (Turned On) Meters		43
Average Usage For Active Meters	5.745	533
Average Water Charge For Active Meters	34.54	490

Usage Groups	Gallons	# Of Accounts	Usage	Gallons	% Of Usage	% Of Sales
Over 50,000		0		0	0.00	0.00
40,001-50,000		1		41,000	1.44	0.64
30,001-40,000		1		33,000	1.16	0.53
20,001-30,000		6		136,000	4.77	4.11
10,001-20,000		50		691,000	24.25	16.00
8,001-10,000		40		374,000	13.12	9.49
6,001-8,000		56		419,000	14.70	12.14
4,001-6,000		115		638,000	22.39	22.19
2,001-4,000		114		399,000	14.00	19.65
1-2,000		75		119,000	4.18	11.01
Zero Usage		38		0	0.00	4.25
<b>Total Meters</b>		<b>533</b>		<b>2,850,000</b>	<b>100.00</b>	<b>100.00</b>

# System Totals Report

SUBURBAN UTILITY CO

Water Pumped This Month

5,103,000 Gallons

Water Sold This Month

3,625,000 Gallons

Reprinted System Totals Report for 02-14

	Amount (\$)	# Of Accounts
Total Water	19,816.15	487
Total Late Charge	1,220.22	300
Total Adjustments	336.29	4
Total CIP Surcharge	29,220.00	487
Total 1% TCEQ FEE	198.11	487
<b>Total Current Charges</b>	<b>50,790.77</b>	<b>487</b>
Amount Past Due 1-30 Days	12,642.02	165
Amount Past Due 31-60 Days	8,811.95	88
Amount Past Due Over 60 Days	13,060.10	59
Amount Of Overpayments/Prepayments	-14,549.57	236
<b>Total Receivables</b>	<b>70,755.27</b>	<b>456</b>

Total Receipts On Account	34,282.27	289
Net Change in Deposits	0.00	0
Amount of All Deposits	19,125.00	362

Turned Off Accounts (Amount Owed)	0.00	148
Collection Accounts (Amount Owed)	0.00	
Number Of Unread (Turned On) Meters		46
Average Usage For Active Meters	7,382	533
Average Water Charge For Active Meters	37.18	487

Usage Groups	Gallons	# Of Accounts	Usage	Gallons	% Of Usage	% Of Sales
Over 50,000		4	1,031,000		28.44	10.17
40,001-50,000		2	86,000		2.37	1.24
30,001-40,000		1	31,000		0.86	0.47
20,001-30,000		5	109,000		3.01	2.24
10,001-20,000		35	478,000		13.19	12.10
8,001-10,000		36	339,000		9.35	8.09
6,001-8,000		42	317,000		8.74	8.66
4,001-6,000		128	712,000		19.64	23.05
2,001-4,000		106	369,000		10.18	16.89
1-2,000		92	153,000		4.22	12.80
Zero Usage		40	0		0.00	4.29
<b>Total Meters</b>		<b>533</b>	<b>3,625,000</b>		<b>100.00</b>	<b>100.00</b>

# System Totals Report

SUBURBAN UTILITY CO

Water Pumped This Month  
Water Sold This Month

5,118,000 Gallons  
2,546,000 Gallons

Reprinted System Totals Report for 03-14

	Amount (\$)	# Of Accounts
Total Water	17,700.65	479
Total Late Charge	1,066.97	239
Total Adjustments	-1,534.44	2
Total 1% TCEQ FEE	176.82	479
<b>Total Current Charges</b>	<b>17,410.00</b>	<b>479</b>
Amount Past Due 1-30 Days	12,729.30	151
Amount Past Due 31-60 Days	6,887.38	96
Amount Past Due Over 60 Days	19,678.94	80
Amount Of Overpayments/Prepayments	-17,152.47	243
<b>Total Receivables</b>	<b>39,553.15</b>	<b>534</b>
Total Receipts On Account	48,612.12	380
Net Change in Deposits	0.00	0
Amount of All Deposits	19,125.00	362
Turned Off Accounts (Amount Owed)	0.00	148
Collection Accounts (Amount Owed)	0.00	
Number Of Unread (Turned On) Meters		54
Average Usage For Active Meters	5.304	533
Average Water Charge For Active Meters	33.21	479

Usage Groups	Gallons	# Of Accounts	Usage	Gallons	% Of Usage	% Of Sales
Over 50,000		1	197,000		7.74	3.29
40,001-50,000		0	0		0.00	0.00
30,001-40,000		2	71,000		2.79	1.17
20,001-30,000		4	96,000		3.77	2.10
10,001-20,000		28	383,000		15.04	11.08
8,001-10,000		23	216,000		8.48	5.74
6,001-8,000		58	433,000		17.01	13.19
4,001-6,000		103	582,000		22.86	20.65
2,001-4,000		118	411,000		16.14	21.50
1-2,000		108	157,000		6.17	16.72
Zero Usage		35	0		0.00	4.55
<b>Total Meters</b>		<b>533</b>	<b>2,546,000</b>		<b>100.00</b>	<b>100.00</b>

# System Totals Report

SUBURBAN UTILITY CO

Water Pumped This Month

4,069,000 Gallons

Water Sold This Month

2,720,000 Gallons

Reprinted System Totals Report for 04-14

	Amount (\$)	# Of Accounts
Total Water	17,857.90	475
Total Late Charge	707.57	179
Total Adjustments	231.20	4
Total 1% TCEQ FEE	178.47	475
<b>Total Current Charges</b>	<b>18,975.14</b>	<b>475</b>
Amount Past Due 1-30 Days	2,495.00	100
Amount Past Due 31-60 Days	4,031.08	71
Amount Past Due Over 60 Days	19,853.64	67
Amount Of Overpayments/Prepayments	-25,120.27	401
<b>Total Receivables</b>	<b>20,234.59</b>	<b>521</b>
Total Receipts On Account	38,293.70	345
Net Change in Deposits	0.00	0
Amount of All Deposits	19,125.00	362
Turned Off Accounts (Amount Owed)	0.00	148
Collection Accounts (Amount Owed)	0.00	
Number Of Unread (Turned On) Meters		58
Average Usage For Active Meters	5,714	533
Average Water Charge For Active Meters	33.50	475

Usage Groups	Gallons	# Of Accounts	Usage	Gallons	% Of Usage	% Of Sales
Over 50,000		0	0		0.00	0.00
40,001-50,000		2	83,000		3.05	1.34
30,001-40,000		2	62,000		2.28	1.03
20,001-30,000		8	188,000		6.91	5.79
10,001-20,000		38	509,000		18.71	12.18
8,001-10,000		34	320,000		11.76	8.68
6,001-8,000		54	400,000		14.71	11.90
4,001-6,000		118	665,000		24.45	23.52
2,001-4,000		104	361,000		13.27	18.26
1-2,000		88	132,000		4.85	13.44
Zero Usage		28	0		0.00	3.86
<b>Total Meters</b>		<b>533</b>	<b>2,720,000</b>		<b>100.00</b>	<b>100.00</b>

# System Totals Report

SUBURBAN UTILITY CO

Water Pumped This Month

3,897,000 Gallons

Water Sold This Month

3,210,000 Gallons

Reprinted System Totals Report for 05-14

	Amount (\$)	# Of Accounts
Total Water	17,825.50	476
Total Late Charge	546.73	143
Total Reconnect Fee	300.00	12
Total Adjustments	-728.58	5
Total 1% TCEQ FEE	178.23	476
<b>Total Current Charges</b>	<b>18,121.88</b>	<b>478</b>
Amount Past Due 1-30 Days	3,900.03	59
Amount Past Due 31-60 Days	1,280.39	64
Amount Past Due Over 60 Days	21,040.55	65
Amount Of Overpayments/Prepayments	-18,433.59	388
<b>Total Receivables</b>	<b>25,909.26</b>	<b>460</b>
Total Receipts On Account	12,447.21	252
Net Change in Deposits	-50.00	3
Amount of All Deposits	19,075.00	361
Turned Off Accounts (Amount Owed)	51.34	148
Collection Accounts (Amount Owed)	0.00	
Number Of Unread (Turned On) Meters		57
Average Usage For Active Meters	6.701	479
Average Water Charge For Active Meters	37.21	476

Usage Groups	Gallons	# Of Accounts	Usage	Gallons	% Of Usage	% Of Sales
Over 50,000		2	631,000		19.66	1.74
40,001-50,000		1	41,000		1.28	0.66
30,001-40,000		2	75,000		2.34	1.22
20,001-30,000		3	72,000		2.24	1.66
10,001-20,000		36	501,000		15.61	13.82
8,001-10,000		39	364,000		11.34	9.68
6,001-8,000		47	352,000		10.97	10.35
4,001-6,000		122	683,000		21.28	24.50
2,001-4,000		102	364,000		11.34	18.07
1-2,000		85	127,000		3.96	12.89
Zero Usage		40	0		0.00	5.42
<b>Total Meters</b>		<b>479</b>	<b>3,210,000</b>		<b>100.00</b>	<b>100.00</b>

# System Totals Report

SUBURBAN UTILITY CO

Water Pumped This Month  
Water Sold This Month

4,141,000 Gallons  
2,786,000 Gallons

Reprinted System Totals Report for 06-14

	Amount (\$)	# Of Accounts
Total Water	17,867.70	469
Total Late Charge	513.04	154
Total Reconnect Fee	50.00	2
Total Adjustments	50.00	1
Total 1% TCEQ FEE	178.61	469
<b>Total Current Charges</b>	<b>18,659.35</b>	<b>469</b>
Amount Past Due 1-30 Days	3,894.72	90
Amount Past Due 31-60 Days	1,344.93	37
Amount Past Due Over 60 Days	21,168.54	63
Amount Of Overpayments/Prepayments	-14,310.68	316
<b>Total Receivables</b>	<b>30,756.86</b>	<b>429</b>

Total Receipts On Account	13,811.75	282
Net Change in Deposits	0.00	0
Amount of All Deposits	19,125.00	362

Turned Off Accounts (Amount Owed)	0.00	148
Collection Accounts (Amount Owed)	0.00	
Number Of Unread (Turned On) Meters		64
Average Usage For Active Meters	5,940	533
Average Water Charge For Active Meters	33.52	469

Usage Groups	Gallons	# Of Accounts	Usage	Gallons	% Of Usage	% Of Sales
Over 50,000		0		0	0.00	0.00
40,001-50,000		1		45,000	1.62	0.72
30,001-40,000		1		39,000	1.40	0.63
20,001-30,000		7		160,000	5.74	3.24
10,001-20,000		55		791,000	28.39	19.83
8,001-10,000		34		319,000	11.45	8.54
6,001-8,000		53		398,000	14.29	12.26
4,001-6,000		97		552,000	19.81	19.39
2,001-4,000		101		358,000	12.85	17.70
1-2,000		82		124,000	4.45	12.69
Zero Usage		38		0	0.00	5.02
<b>Total Meters</b>		<b>533</b>		<b>2,786,000</b>	<b>100.00</b>	<b>100.00</b>

# System Totals Report

SUBURBAN UTILITY CO

Water Pumped This Month  
Water Sold This Month

4,782,000 Gallons  
2,990,000 Gallons

Reprinted System Totals Report for 07-14

	Amount (\$)	# Of Accounts
Total Water	18,290.35	467
Total Late Charge	611.13	170
Total Reconnect Fee	75.00	2
Total Adjustments	-32.25	1
Total 1% TCEQ FEE	182.90	467
<b>Total Current Charges</b>	<b>19,127.13</b>	<b>467</b>
Amount Past Due 1-30 Days	2,872.78	93
Amount Past Due 31-60 Days	2,964.92	53
Amount Past Due Over 60 Days	21,167.55	69
Amount Of Overpayments/Prepayments	-13,783.47	285
<b>Total Receivables</b>	<b>32,348.91</b>	<b>416</b>

Total Receipts On Account	17,535.08	328
Net Change in Deposits	0.00	0
Amount of All Deposits	19,225.00	364

Turned Off Accounts (Amount Owed)	0.00	148
Collection Accounts (Amount Owed)	0.00	
Number Of Unread (Turned On) Meters		66
Average Usage For Active Meters	6.388	533
Average Water Charge For Active Meters	34.32	467

Usage Groups	Gallons	# Of Accounts	Usage	Gallons	% Of Usage	% Of Sales
Over 50,000		0		0	0.00	0.00
40,001-50,000		3		140,000	4.68	2.68
30,001-40,000		1		34,000	1.14	0.54
20,001-30,000		12		292,000	9.77	5.64
10,001-20,000		50		680,000	22.74	17.12
8,001-10,000		42		403,000	13.48	10.27
6,001-8,000		68		502,000	16.79	14.58
4,001-6,000		99		554,000	18.53	19.59
2,001-4,000		75		261,000	8.73	12.75
1-2,000		82		124,000	4.15	12.40
Zero Usage		36		0	0.00	4.42
<b>Total Meters</b>		<b>533</b>		<b>2,990,000</b>	<b>100.00</b>	<b>100.00</b>

# System Totals Report

SUBURBAN UTILITY CO

Water Pumped This Month  
Water Sold This Month

4,785,000 Gallons  
3,005,000 Gallons

Reprinted System Totals Report for 08-14

	Amount (\$)	# Of Accounts
Total Water	18,261.20	465
Total Late Charge	770.27	202
Total Reconnect Fee	25.00	1
Total Adjustments	-146.18	5
Total 1% TCEQ FEE	182.60	465
<b>Total Current Charges</b>	<b>19,092.89</b>	<b>465</b>
Amount Past Due 1-30 Days	3,381.30	87
Amount Past Due 31-60 Days	1,534.46	51
Amount Past Due Over 60 Days	22,729.49	75
Amount Of Overpayments/Prepayments	-10,745.36	260
<b>Total Receivables</b>	<b>35,992.78</b>	<b>458</b>
Total Receipts On Account	15,449.02	307
Net Change in Deposits	0.00	0
Amount of All Deposits	19,175.00	363
Turned Off Accounts (Amount Owed)	0.00	149
Collection Accounts (Amount Owed)	0.00	
Number Of Unread (Turned On) Meters		67
Average Usage For Active Meters	6,448	532
Average Water Charge For Active Meters	34.33	465

Usage Groups	Gallons	# Of Accounts	Usage Gallons	% Of Usage	% Of Sales
Over 50,000		2	104,000	3.46	1.62
40,001-50,000		1	42,000	1.40	0.66
30,001-40,000		0	0	0.00	0.00
20,001-30,000		7	187,000	6.22	4.03
10,001-20,000		66	929,000	30.92	22.03
8,001-10,000		41	389,000	12.95	10.31
6,001-8,000		48	355,000	11.81	10.48
4,001-6,000		106	594,000	19.77	20.41
2,001-4,000		87	302,000	10.05	15.02
1-2,000		67	103,000	3.43	10.28
Zero Usage		41	0	0.00	5.16
<b>Total Meters</b>		<b>532</b>	<b>3,005,000</b>	<b>100.00</b>	<b>100.00</b>



# System Totals Report

SUBURBAN UTILITY CO

Water Pumped This Month  
Water Sold This Month

5,089,000 Gallons  
3,090,000 Gallons

Reprinted System Totals Report for 09-14

	Amount (\$)	# Of Accounts
Total Water	18,360.60	463
Total Late Charge	657.44	173
Total Reconnect Fee	550.00	22
Total Adjustments	20.14	9
Total 1% TCEQ FEE	183.59	463
<b>Total Current Charges</b>	<b>19,771.77</b>	<b>463</b>
Amount Past Due 1-30 Days	1,231.66	30
Amount Past Due 31-60 Days	754.39	23
Amount Past Due Over 60 Days	22,099.09	62
Amount Of Overpayments/Prepayments	-14,879.00	327
<b>Total Receivables</b>	<b>28,977.91</b>	<b>413</b>

Total Receipts On Account	26,786.64	417
Net Change in Deposits	0.00	0
Amount of All Deposits	19,225.00	364

Turned Off Accounts (Amount Owed)	0.00	149
Collection Accounts (Amount Owed)	0.00	
Number Of Unread (Turned On) Meters		69
Average Usage For Active Meters	6,659	532
Average Water Charge For Active Meters	34.51	463

Usage Groups	Gallons	# Of Accounts	Usage Gallons	% Of Usage	% Of Sales
Over 50,000		2	143,000	4.63	3.12
40,001-50,000		2	93,000	3.01	1.44
30,001-40,000		2	63,000	2.04	1.40
20,001-30,000		10	241,000	7.80	4.37
10,001-20,000		60	824,000	26.67	18.02
8,001-10,000		32	299,000	9.68	8.51
6,001-8,000		50	373,000	12.07	10.95
4,001-6,000		113	634,000	20.52	22.02
2,001-4,000		85	300,000	9.71	14.62
1-2,000		79	120,000	3.88	11.92
Zero Usage		29	0	0.00	3.63
<b>Total Meters</b>		<b>532</b>	<b>3,090,000</b>	<b>100.00</b>	<b>100.00</b>

# System Totals Report

SUBURBAN UTILITY CO

Water Pumped This Month

4,574,000 Gallons

Water Sold This Month

2,625,000 Gallons

Reprinted System Totals Report for 10-14

	Amount (\$)	# Of Accounts			
Total Water	17,344.60	459			
Total Late Charge	661.17	173			
Total Reconnect Fee	450.00	18			
Total Adjustments	-442.12	15			
Total 1% TCEQ FEE	173.38	459			
<b>Total Current Charges</b>	<b>18,187.03</b>	<b>459</b>			
Amount Past Due 1-30 Days	1,266.32	34			
Amount Past Due 31-60 Days	734.06	22			
Amount Past Due Over 60 Days	22,505.47	63			
Amount Of Overpayments/Prepayments	-15,305.67	353			
<b>Total Receivables</b>	<b>27,387.21</b>	<b>393</b>			
Total Receipts On Account	19,777.73	374			
Net Change in Deposits	0.00	0			
Amount of All Deposits	19,225.00	364			
Turned Off Accounts (Amount Owed)	0.00	149			
Collection Accounts (Amount Owed)	0.00				
Number Of Unread (Turned On) Meters		73			
Average Usage For Active Meters	5.718	532			
Average Water Charge For Active Meters	32.60	459			
<b>Usage Groups</b>	<b>Gallons</b>	<b># Of Accounts</b>	<b>Usage</b>	<b>Gallons</b>	<b>% Of Usage</b>
Over 50,000		1	100,000		3.81
40,001-50,000		0	0		0.00
30,001-40,000		1	35,000		1.33
20,001-30,000		10	243,000		9.26
10,001-20,000		34	461,000		17.56
8,001-10,000		29	277,000		10.55
6,001-8,000		53	398,000		15.16
4,001-6,000		117	650,000		24.76
2,001-4,000		96	331,000		12.61
1-2,000		83	130,000		4.95
Zero Usage		35	0		0.00
<b>Total Meters</b>		<b>532</b>	<b>2,625,000</b>		<b>100.00</b>
					<b>100.00</b>

# System Totals Report

SUBURBAN UTILITY CO

Water Pumped This Month  
Water Sold This Month

4,500,000 Gallons  
2,508,000 Gallons

Reprinted System Totals Report for 11-14

	Amount (\$)	# Of Accounts
Total Water	16,819.05	454
Total Late Charge	630.87	165
Total Adjustments	8,148.65	22
Total 1% TCEQ FEE	168.14	454
<b>Total Current Charges</b>	<b>25,766.71</b>	<b>454</b>
Amount Past Due 1-30 Days	2,861.15	42
Amount Past Due 31-60 Days	767.70	21
Amount Past Due Over 60 Days	20,853.11	57
Amount Of Overpayments/Prepayments	-14,176.68	335
<b>Total Receivables</b>	<b>36,071.99</b>	<b>442</b>
Total Receipts On Account	17,081.93	337
Net Change in Deposits	0.00	0
Amount of All Deposits	19,725.00	374
Turned Off Accounts (Amount Owed)	0.00	154
Collection Accounts (Amount Owed)	0.00	
Number Of Unread (Turned On) Meters		64
Average Usage For Active Meters	5.336	533
Average Water Charge For Active Meters	31.56	454

Usage Groups	Gallons	# Of Accounts	Usage	Gallons	% Of Usage	% Of Sales
Over 50,000		0		0	0.00	0.00
40,001-50,000		1		42,000	1.67	0.72
30,001-40,000		1		36,000	1.44	0.62
20,001-30,000		7		157,000	6.26	3.54
10,001-20,000		39		548,000	21.85	15.07
8,001-10,000		29		272,000	10.85	7.32
6,001-8,000		48		351,000	14.00	11.71
4,001-6,000		106		591,000	23.56	21.70
2,001-4,000		107		377,000	15.03	20.27
1-2,000		87		134,000	5.34	13.86
Zero Usage		45		0	0.00	5.20
<b>Total Meters</b>		<b>533</b>		<b>2,508,000</b>	<b>100.00</b>	<b>100.00</b>

# System Totals Report

SUBURBAN UTILITY CO

Water Pumped This Month  
Water Sold This Month

4,717,000 Gallons  
3,123,000 Gallons

Reprinted System Totals Report for 12-14

	Amount (\$)	# Of Accounts			
Total Water	19,255.15	497			
Total Late Charge	707.67	192			
Total Reconnect Fee	175.00	7			
Total Adjustments	16,046.74	60			
Total 1% TCEQ FEE	192.45	497			
<b>Total Current Charges</b>	<b>36,377.01</b>	<b>497</b>			
Amount Past Due 1-30 Days	7,486.83	47			
Amount Past Due 31-60 Days	527.39	19			
Amount Past Due Over 60 Days	17,212.85	49			
Amount Of Overpayments/Prepayments	-18,762.83	377			
<b>Total Receivables</b>	<b>42,841.25</b>	<b>453</b>			
Total Receipts On Account	29,607.75	424			
Net Change in Deposits	0.00	0			
Amount of All Deposits	21,425.00	408			
Turned Off Accounts (Amount Owed)	0.00	174			
Collection Accounts (Amount Owed)	0.00				
Number Of Unread (Turned On) Meters		24			
Average Usage For Active Meters	6,052	535			
Average Water Charge For Active Meters	35.99	497			
<b>Usage Groups</b>	<b>Gallons</b>	<b># Of Accounts</b>	<b>Usage</b>	<b>Gallons</b>	<b>% Of Usage</b>
Over 50,000		1	59,000		1.89
40,001-50,000		5	218,000		6.98
30,001-40,000		2	72,000		2.31
20,001-30,000		9	204,000		6.53
10,001-20,000		49	684,000		21.90
8,001-10,000		30	282,000		9.03
6,001-8,000		66	488,000		15.63
4,001-6,000		108	602,000		19.28
2,001-4,000		104	364,000		11.66
1-2,000		97	150,000		4.80
Zero Usage		45	0		0.00
<b>Total Meters</b>		<b>535</b>	<b>3,123,000</b>		<b>100.00</b>
					<b>% Of Sales</b>
					0.88
					3.72
					1.09
					3.86
					15.38
					6.97
					13.61
					19.27
					16.54
					13.03
					5.65

[illegible]

**4,771,000 Gallons**  
**2,941,000 Gallons**

	Amount (\$)	# Of Accounts
Total Water	19,218.70	511
Total Late Charge	837.85	232
Total Reconnect Fee	75.00	2
Total Adjustments	-134.21	14
Total 1% TCEQ FEE	192.06	511
<b>Total Current Charges</b>	<b>20,189.40</b>	<b>511</b>
Amount Past Due 1-30 Days	11,353.93	80
Amount Past Due 31-60 Days	5,154.06	30
Amount Past Due Over 60 Days	16,199.27	52
Amount Of Overpayments/Prepayments	-11,977.18	341
<b>Total Receivables</b>	<b>40,919.48</b>	<b>454</b>

Total Receipts On Account	22,111.17	394
Net Change in Deposits	0.00	0
Amount of All Deposits	21,575.00	411

Turned Off Accounts (Amount Owed)	0.00	181
Collection Accounts (Amount Owed)	0.00	
Number Of Unread (Turned On) Meters		12
Average Usage For Active Meters	5,688	529
Average Water Charge For Active Meters	36.33	511

Usage Groups	Gallons	# Of Accounts	Usage	Gallons	% Of Usage	% Of Sales
Over 50,000		4	280,000		9.52	4.20
40,001-50,000		0	0		0.00	0.00
30,001-40,000		3	112,000		3.81	1.69
20,001-30,000		6	148,000		5.03	3.43
10,001-20,000		41	539,000		18.33	12.49
8,001-10,000		24	226,000		7.68	5.52
6,001-8,000		47	346,000		11.76	9.66
4,001-6,000		127	714,000		24.28	23.72
2,001-4,000		120	410,000		13.94	19.39
1-2,000		106	166,000		5.64	15.48
Zero Usage		39	0		0.00	4.43
<b>Total Meters</b>		529	2,941,000		100.00	100.00

# System Totals Report

SUBURBAN UTILITY CO

Water Pumped This Month

5,072,000 Gallons

Water Sold This Month

2,812,000 Gallons

Reprinted System Totals Report for 02-15

	Amount (\$)	# Of Accounts
Total Water	19,057.50	518
Total Late Charge	952.31	261
Total Adjustments	2,027.58	18
Total 1% TCEQ FEE	190.56	518
<b>Total Current Charges</b>	<b>22,227.95</b>	<b>518</b>
Amount Past Due 1-30 Days	2,991.23	74
Amount Past Due 31-60 Days	8,705.51	52
Amount Past Due Over 60 Days	20,071.88	62
Amount Of Overpayments/Prepayments	-10,682.65	302
<b>Total Receivables</b>	<b>43,313.92</b>	<b>508</b>
Total Receipts On Account	19,833.51	357
Net Change in Deposits	0.00	0
Amount of All Deposits	21,825.00	416
Turned Off Accounts (Amount Owed)	0.00	180
Collection Accounts (Amount Owed)	0.00	
Number Of Unread (Turned On) Meters		11
Average Usage For Active Meters	5.376	532
Average Water Charge For Active Meters	35.82	518

Usage Groups	Gallons	# Of Accounts	Usage Gallons	% Of Usage	% Of Sales
Over 50,000		1	56,000	1.99	0.84
40,001-50,000		3	137,000	4.87	2.41
30,001-40,000		3	111,000	3.95	2.17
20,001-30,000		4	103,000	3.66	1.86
10,001-20,000		38	520,000	18.49	12.75
8,001-10,000		30	283,000	10.06	7.05
6,001-8,000		50	371,000	13.19	10.82
4,001-6,000		119	664,000	23.61	22.03
2,001-4,000		111	396,000	14.08	18.06
1-2,000		108	171,000	6.08	15.37
Zero Usage		56	0	0.00	6.64
<b>Total Meters</b>		<b>532</b>	<b>2,812,000</b>	<b>100.00</b>	<b>100.00</b>

# System Totals Report

SUBURBAN UTILITY CO

Water Pumped This Month

4,771,000 Gallons

Water Sold This Month

2,498,000 Gallons

Reprinted System Totals Report for 03-15

	Amount (\$)	# Of Accounts
Total Water	18,380.40	520
Total Late Charge	741.03	209
Total Reconnect Fee	400.00	16
Total Adjustments	755.24	16
Total 1% TCEQ FEE	183.67	520
<b>Total Current Charges</b>	<b>20,460.34</b>	<b>520</b>
Amount Past Due 1-30 Days	4,173.28	82
Amount Past Due 31-60 Days	1,353.13	40
Amount Past Due Over 60 Days	24,192.17	76
Amount Of Overpayments/Prepayments	-12,865.36	315
<b>Total Receivables</b>	<b>37,313.56</b>	<b>480</b>

Total Receipts On Account	26,460.70	419
Net Change in Deposits	0.00	0
Amount of All Deposits	21,975.00	419

Turned Off Accounts (Amount Owed)	0.00	179
Collection Accounts (Amount Owed)	0.00	
Number Of Unread (Turned On) Meters		12
Average Usage For Active Meters	4,758	534
Average Water Charge For Active Meters	34.42	520

Usage Groups	Gallons	# Of Accounts	Usage Gallons	% Of Usage	% Of Sales
Over 50,000		0	0	0.00	0.00
40,001-50,000		1	44,000	1.76	0.68
30,001-40,000		1	31,000	1.24	0.50
20,001-30,000		5	129,000	5.16	3.05
10,001-20,000		35	457,000	18.29	12.10
8,001-10,000		20	185,000	7.41	5.04
6,001-8,000		48	359,000	14.37	10.89
4,001-6,000		121	673,000	26.94	23.21
2,001-4,000		128	446,000	17.85	21.61
1-2,000		115	174,000	6.97	16.65
Zero Usage		51	0	0.00	6.26
<b>Total Meters</b>		<b>534</b>	<b>2,498,000</b>	<b>100.00</b>	<b>100.00</b>

# System Totals Report

SUBURBAN UTILITY CO

Water Pumped This Month

5,572,000 Gallons

Water Sold This Month

3,342,000 Gallons

Reprinted System Totals Report for 04-15

	Amount (\$)	# Of Accounts
Total Water	18,794.85	522
Total Late Charge	879.26	253
Total Reconnect Fee	25.00	1
Total Adjustments	133.00	14
Total 1% TCEQ FEE	187.77	522
Total Transfer Fee	35.00	1
<b>Total Current Charges</b>	<b>20,054.88</b>	<b>522</b>
Amount Past Due 1-30 Days	4,200.80	66
Amount Past Due 31-60 Days	2,089.50	36
Amount Past Due Over 60 Days	20,886.82	71
Amount Of Overpayments/Prepayments	-14,047.04	375
<b>Total Receivables</b>	<b>33,184.96</b>	<b>455</b>

Total Receipts On Account	24,183.48	421
Net Change in Deposits	0.00	0
Amount of All Deposits	21,975.00	419

Turned Off Accounts (Amount Owed)	0.00	180
Collection Accounts (Amount Owed)	0.00	
Number Of Unread (Turned On) Meters		5
Average Usage For Active Meters	6,293	534
Average Water Charge For Active Meters	35.20	522

Usage Groups	Gallons	# Of Accounts	Usage	Gallons	% Of Usage	% Of Sales
Over 50,000		1	660,000		19.75	0.00
40,001-50,000		0	0		0.00	0.00
30,001-40,000		3	101,000		3.02	1.94
20,001-30,000		5	118,000		3.53	2.48
10,001-20,000		33	445,000		13.32	11.64
8,001-10,000		26	244,000		7.30	6.22
6,001-8,000		58	426,000		12.75	12.34
4,001-6,000		122	678,000		20.29	23.11
2,001-4,000		138	477,000		14.27	22.11
1-2,000		133	193,000		5.78	19.07
Zero Usage		12	0		0.00	1.10
<b>Total Meters</b>		<b>534</b>	<b>3,342,000</b>		<b>100.00</b>	<b>100.00</b>



# System Totals Report

SUBURBAN UTILITY CO

Water Pumped This Month

5,248,000 Gallons

Water Sold This Month

3,402,000 Gallons

Reprinted System Totals Report for 05-15

	Amount (\$)	# Of Accounts			
Total Water	20,494.30	525			
Total Late Charge	1,105.00	221			
Total Adjustments	3,029.19	442			
Total CIP Surcharge	-28,483.50	474			
Total 1% TCEQ FEE	204.99	525			
<b>Total Current Charges</b>	<b>-3,650.02</b>	<b>525</b>			
Amount Past Due 1-30 Days	3,120.14	61			
Amount Past Due 31-60 Days	1,286.63	36			
Amount Past Due Over 60 Days	20,215.26	69			
Amount Of Overpayments/Prepayments	-7,144.53	268			
<b>Total Receivables</b>	<b>13,827.48</b>	<b>565</b>			
Total Receipts On Account	15,707.46	323			
Net Change in Deposits	0.00	0			
Amount of All Deposits	22,175.00	423			
Turned Off Accounts (Amount Owed)	0.00	180			
Collection Accounts (Amount Owed)	0.00				
Number Of Unread (Turned On) Meters		7			
Average Usage For Active Meters	6.443	534			
Average Water Charge For Active Meters	38.38	525			
<b>Usage Groups</b>	<b>Gallons</b>	<b># Of Accounts</b>	<b>Usage</b>	<b>Gallons</b>	<b>% Of Usage</b>
Over 50,000		0	0		0.00
40,001-50,000		3	141,000		4.14
30,001-40,000		4	140,000		4.12
20,001-30,000		13	311,000		9.14
10,001-20,000		67	916,000		26.93
8,001-10,000		37	353,000		10.38
6,001-8,000		58	431,000		12.67
4,001-6,000		114	639,000		18.78
2,001-4,000		102	359,000		10.55
1-2,000		72	112,000		3.29
Zero Usage		58	0		0.00
<b>Total Meters</b>		<b>534</b>	<b>3,402,000</b>		<b>100.00</b>
					<b>100.00</b>

# System Totals Report

SUBURBAN UTILITY CO

Water Pumped This Month

5,592,000 Gallons

Water Sold This Month

2,933,000 Gallons

Reprinted System Totals Report for 06-15

	Amount (\$)	# Of Accounts
Total Water	19,557.20	529
Total Late Charge	486.21	98
Total Reconnect Fee	25.00	1
Total Adjustments	797.13	7
Total CIP Surcharge	-28,162.13	469
Total 1% TCEQ FEE	195.49	529
<b>Total Current Charges</b>	<b>-7,101.10</b>	<b>529</b>
Amount Past Due 1-30 Days	741.28	32
Amount Past Due 31-60 Days	1,596.59	36
Amount Past Due Over 60 Days	19,678.66	70
Amount Of Overpayments/Prepayments	-16,547.92	451
<b>Total Receivables</b>	<b>-1,632.49</b>	<b>581</b>

Total Receipts On Account	8,358.87	185
Net Change in Deposits	0.00	0
Amount of All Deposits	22,175.00	423

Turned Off Accounts (Amount Owed)	0.00	179
Collection Accounts (Amount Owed)	0.00	
Number Of Unread (Turned On) Meters		5
Average Usage For Active Meters	5,523	535
Average Water Charge For Active Meters	36.56	529

Usage Groups	Gallons	# Of Accounts	Usage	Gallons	% Of Usage	% Of Sales
Over 50,000		0		0	0.00	0.00
40,001-50,000		0		0	0.00	0.00
30,001-40,000		1		38,000	1.30	0.56
20,001-30,000		8		198,000	6.75	3.99
10,001-20,000		50		670,000	22.84	15.60
8,001-10,000		33		312,000	10.64	7.72
6,001-8,000		59		433,000	14.76	12.05
4,001-6,000		120		670,000	22.84	22.07
2,001-4,000		129		453,000	15.45	20.39
1-2,000		111		159,000	5.42	15.39
Zero Usage		20		0	0.00	2.23
<b>Total Meters</b>		<b>535</b>		<b>2,933,000</b>	<b>100.00</b>	<b>100.00</b>

# System Totals Report

SUBURBAN UTILITY CO

Water Pumped This Month  
Water Sold This Month

5,557,000 Gallons  
3,686,000 Gallons

Reprinted System Totals Report for 07-15

	Amount (\$)	# Of Accounts
Total Water	21,457.15	528
Total Late Charge	366.21	74
Total Adjustments	679.83	21
Total CIP Surcharge	-28,105.42	468
Total 1% TCEQ FEE	214.44	528
<b>Total Current Charges</b>	<b>-5,387.79</b>	<b>528</b>
Amount Past Due 1-30 Days	999.72	23
Amount Past Due 31-60 Days	551.64	19
Amount Past Due Over 60 Days	19,329.74	64
Amount Of Overpayments/Prepayments	-31,062.74	499
<b>Total Receivables</b>	<b>-15,569.43</b>	<b>578</b>
Total Receipts On Account	8,549.15	133
Net Change in Deposits	0.00	0
Amount of All Deposits	22,225.00	424
Turned Off Accounts (Amount Owed)	0.00	178
Collection Accounts (Amount Owed)	0.00	
Number Of Unread (Turned On) Meters		7
Average Usage For Active Meters	6.954	537
Average Water Charge For Active Meters	39.96	528

Usage Groups	Gallons	# Of Accounts	Usage Gallons	% Of Usage	% Of Sales
Over 50,000		7	570,000	15.46	8.02
40,001-50,000		2	92,000	2.50	1.22
30,001-40,000		6	209,000	5.67	3.28
20,001-30,000		11	264,000	7.16	3.98
10,001-20,000		47	694,000	18.83	12.96
8,001-10,000		35	326,000	8.84	7.34
6,001-8,000		50	375,000	10.17	10.67
4,001-6,000		115	645,000	17.50	19.11
2,001-4,000		105	363,000	9.85	15.21
1-2,000		98	148,000	4.02	12.42
Zero Usage		54	0	0.00	5.79
<b>Total Meters</b>		<b>537</b>	<b>3,686,000</b>	<b>100.00</b>	<b>100.00</b>

# System Totals Report

SUBURBAN UTILITY CO

Water Pumped This Month

6,350,000 Gallons

Water Sold This Month

3,772,000 Gallons

Reprinted System Totals Report for 08-15

	Amount (\$)	# Of Accounts
Total Water	21,659.45	531
Total Late Charge	311.21	63
Total Adjustments	1,624.69	26
Total 1% TCEQ FEE	216.65	531
<b>Total Current Charges</b>	<b>23,812.00</b>	<b>531</b>
Amount Past Due 1-30 Days	1,169.06	18
Amount Past Due 31-60 Days	1,280.16	16
Amount Past Due Over 60 Days	17,295.95	61
Amount Of Overpayments/Prepayments	-46,476.75	521
<b>Total Receivables</b>	<b>-2,919.58</b>	<b>561</b>
Total Receipts On Account	11,162.15	127
Net Change in Deposits	0.00	0
Amount of All Deposits	22,575.00	431
Turned Off Accounts (Amount Owed)	0.00	175
Collection Accounts (Amount Owed)	0.00	
Number Of Unread (Turned On) Meters		4
Average Usage For Active Meters	6.972	543
Average Water Charge For Active Meters	39.89	531

Usage Groups	Gallons	# Of Accounts	Usage	Gallons	% Of Usage	% Of Sales
Over 50,000		3	359,000		9.52	4.86
40,001-50,000		1	47,000		1.25	0.62
30,001-40,000		6	211,000		5.59	2.85
20,001-30,000		6	152,000		4.03	2.93
10,001-20,000		65	883,000		23.41	16.62
8,001-10,000		40	378,000		10.02	8.85
6,001-8,000		73	547,000		14.50	13.55
4,001-6,000		141	777,000		20.60	23.85
2,001-4,000		97	335,000		8.88	13.65
1-2,000		58	83,000		2.20	7.07
Zero Usage		51	0		0.00	5.15
<b>Total Meters</b>		<b>543</b>	<b>3,772,000</b>		<b>100.00</b>	<b>100.00</b>

# System Totals Report

SUBURBAN UTILITY CO

Water Pumped This Month  
Water Sold This Month

5,821,000 Gallons  
3,952,000 Gallons

Reprinted System Totals Report for 09-15

	Amount (\$)	# Of Accounts
Total Water	22,141.20	538
Total Late Charge	446.21	90
Total Adjustments	-627.68	22
Total 1% TCEQ FEE	221.42	538
<b>Total Current Charges</b>	<b>22,181.15</b>	<b>538</b>
Amount Past Due 1-30 Days	2,227.08	36
Amount Past Due 31-60 Days	246.14	15
Amount Past Due Over 60 Days	17,198.91	60
Amount Of Overpayments/Prepayments	-30,062.62	490
<b>Total Receivables</b>	<b>11,790.66</b>	<b>549</b>
Total Receipts On Account	7,470.91	144
Net Change in Deposits	0.00	0
Amount of All Deposits	22,625.00	432
Turned Off Accounts (Amount Owed)	0.00	175
Collection Accounts (Amount Owed)	0.00	
Number Of Unread (Turned On) Meters		4
Average Usage For Active Meters	7.318	543
Average Water Charge For Active Meters	40.78	538

Usage Groups	Gallons	# Of Accounts	Usage	Gallons	% Of Usage	% Of Sales
Over 50,000		5	301,000		7.62	5.14
40,001-50,000		1	48,000		1.21	0.62
30,001-40,000		9	331,000		8.38	5.07
20,001-30,000		14	361,000		9.13	5.05
10,001-20,000		78	1,094,000		27.68	20.08
8,001-10,000		38	357,000		9.03	7.52
6,001-8,000		59	438,000		11.08	10.80
4,001-6,000		102	576,000		14.57	16.60
2,001-4,000		92	327,000		8.27	12.70
1-2,000		80	119,000		3.01	9.78
Zero Usage		62	0		0.00	6.65
<b>Total Meters</b>		<b>543</b>	<b>3,952,000</b>		<b>100.00</b>	<b>100.00</b>

# System Totals Report

SUBURBAN UTILITY CO

Water Pumped This Month  
Water Sold This Month

5,396,000 Gallons  
3,801,000 Gallons

Reprinted System Totals Report for 10-15

	Amount (\$)	# Of Accounts
Total Water	22,348.75	536
Total Late Charge	851.21	171
Total Adjustments	-645.20	28
Total 1% TCEQ FEE	223.54	536
<b>Total Current Charges</b>	<b>22,778.30</b>	<b>536</b>
Amount Past Due 1-30 Days	2,042.86	64
Amount Past Due 31-60 Days	1,285.38	24
Amount Past Due Over 60 Days	16,564.09	57
Amount Of Overpayments/Prepayments	-19,713.17	432
<b>Total Receivables</b>	<b>22,957.46</b>	<b>535</b>
Total Receipts On Account	11,611.50	226
Net Change in Deposits	0.00	0
Amount of All Deposits	22,575.00	431
Turned Off Accounts (Amount Owed)	0.00	175
Collection Accounts (Amount Owed)	0.00	
Number Of Unread (Turned On) Meters		7
Average Usage For Active Meters	7,091	543
Average Water Charge For Active Meters	41.16	536

Usage Groups	Gallons	# Of Accounts	Usage Gallons	% Of Usage	% Of Sales
Over 50,000		3	788,000	20.73	10.47
40,001-50,000		1	48,000	1.26	0.61
30,001-40,000		3	107,000	2.82	1.39
20,001-30,000		9	228,000	6.00	3.89
10,001-20,000		47	632,000	16.63	11.95
8,001-10,000		31	295,000	7.76	6.13
6,001-8,000		58	429,000	11.29	10.56
4,001-6,000		127	698,000	18.36	20.81
2,001-4,000		128	451,000	11.87	18.83
1-2,000		77	125,000	3.29	9.59
Zero Usage		52	0	0.00	5.77
<b>Total Meters</b>		<b>543</b>	<b>3,801,000</b>	<b>100.00</b>	<b>100.00</b>

# System Totals Report

SUBURBAN UTILITY CO

Water Pumped This Month  
Water Sold This Month

1,467,000 Gallons  
2,943,000 Gallons

Reprinted System Totals Report for 11-15

	Amount (\$)	# Of Accounts
Total Water	20,779.35	535
Total Late Charge	1,086.21	218
Total Adjustments	-3,418.97	18
Total 1% TCEQ FEE	207.77	535
<b>Total Current Charges</b>	<b>18,654.36</b>	<b>535</b>
Amount Past Due 1-30 Days	5,382.87	68
Amount Past Due 31-60 Days	1,163.38	30
Amount Past Due Over 60 Days	15,569.42	57
Amount Of Overpayments/Prepayments	-15,888.86	398
<b>Total Receivables</b>	<b>24,881.17</b>	<b>513</b>
Total Receipts On Account	16,730.65	329
Net Change in Deposits	0.00	0
Amount of All Deposits	22,575.00	431
Turned Off Accounts (Amount Owed)	0.00	174
Collection Accounts (Amount Owed)	0.00	
Number Of Unread (Turned On) Meters		8
Average Usage For Active Meters	5.480	545
Average Water Charge For Active Meters	38.13	535

Usage Groups	Gallons	# Of Accounts	Usage Gallons	% Of Usage	% Of Sales
Over 50,000		2	122,000	4.15	1.79
40,001-50,000		2	91,000	3.09	1.25
30,001-40,000		5	166,000	5.64	2.91
20,001-30,000		5	125,000	4.25	2.32
10,001-20,000		45	641,000	21.78	12.50
8,001-10,000		24	231,000	7.85	5.27
6,001-8,000		48	355,000	12.06	9.10
4,001-6,000		108	603,000	20.49	19.08
2,001-4,000		119	421,000	14.31	18.75
1-2,000		118	188,000	6.39	15.37
Zero Usage		61	0	0.00	11.67
<b>Total Meters</b>		<b>545</b>	<b>2,943,000</b>	<b>100.00</b>	<b>100.00</b>

# System Totals Report

SUBURBAN UTILITY CO

Water Pumped This Month

10,793,000 Gallons

Water Sold This Month

3,454,000 Gallons

Reprinted System Totals Report for 12-15

	Amount (\$)	# Of Accounts
Total Water	21,154.55	536
Total Late Charge	1,181.21	237
Total Adjustments	-236.24	13
Total 1% TCEQ FEE	211.56	536
<b>Total Current Charges</b>	<b>22,311.08</b>	<b>536</b>
Amount Past Due 1-30 Days	2,251.80	73
Amount Past Due 31-60 Days	970.37	33
Amount Past Due Over 60 Days	15,787.97	56
Amount Of Overpayments/Prepayments	-14,369.16	391
<b>Total Receivables</b>	<b>26,952.06</b>	<b>459</b>
Total Receipts On Account	20,240.19	389
Net Change in Deposits	0.00	0
Amount of All Deposits	22,675.00	433
Turned Off Accounts (Amount Owed)	0.00	173
Collection Accounts (Amount Owed)	0.00	
Number Of Unread (Turned On) Meters		9
Average Usage For Active Meters	6.420	546
Average Water Charge For Active Meters	38.74	536

Usage Groups	Gallons	# Of Accounts	Usage	Gallons	% Of Usage	% Of Sales
Over 50,000		6	568,000		16.44	8.26
40,001-50,000		2	89,000		2.58	1.20
30,001-40,000		3	107,000		3.10	1.47
20,001-30,000		3	68,000		1.97	1.46
10,001-20,000		49	730,000		21.14	14.67
8,001-10,000		30	288,000		8.34	6.46
6,001-8,000		51	374,000		10.83	9.45
4,001-6,000		119	670,000		19.40	20.62
2,001-4,000		118	415,000		12.02	17.54
1-2,000		89	145,000		4.20	11.48
Zero Usage		68	0		0.00	7.39
<b>Total Meters</b>		<b>546</b>	<b>3,454,000</b>		<b>100.00</b>	<b>100.00</b>



# System Totals Report

SUBURBAN UTILITY CO

Water Pumped This Month  
Water Sold This Month

5,652,000 Gallons  
2,841,000 Gallons

Reprinted System Totals Report for 01-16

	Amount (\$)	# Of Accounts
Total Water	19,695.95	537
Total Late Charge	1,420.00	284
Total Adjustments	-6,886.51	35
Total 1% TCEQ FEE	196.90	537
<b>Total Current Charges</b>	<b>14,426.34</b>	<b>537</b>

Amount Past Due 1-30 Days	9,065.27	57
Amount Past Due 31-60 Days	662.53	22
Amount Past Due Over 60 Days	8,525.02	33
Amount Of Overpayments/Prepayments	-12,127.62	377
<b>Total Receivables</b>	<b>20,551.54</b>	<b>473</b>

Total Receipts On Account	20,826.86	406
Net Change in Deposits	0.00	0
Amount of All Deposits	21,675.00	413

Turned Off Accounts (Amount Owed)	0.00	173
Collection Accounts (Amount Owed)	0.00	
Number Of Unread (Turned On) Meters		10
Average Usage For Active Meters	5.290	546
Average Water Charge For Active Meters	36.07	537

Usage Groups	Gallons	# Of Accounts	Usage	Gallons	% Of Usage	% Of Sales
Over 50,000		1	58,000		2.04	0.84
40,001-50,000		2	90,000		3.17	1.30
30,001-40,000		3	109,000		3.84	1.61
20,001-30,000		5	130,000		4.58	2.39
10,001-20,000		40	575,000		20.24	13.93
8,001-10,000		27	258,000		9.08	6.20
6,001-8,000		47	347,000		12.21	9.63
4,001-6,000		110	607,000		21.37	19.82
2,001-4,000		139	490,000		17.25	21.93
1-2,000		110	177,000		6.23	15.42
Zero Usage		53	0		0.00	6.92
<b>Total Meters</b>		<b>546</b>	<b>2,841,000</b>		<b>100.00</b>	<b>100.00</b>

# System Totals Report

SUBURBAN UTILITY CO

Water Pumped This Month  
Water Sold This Month

6,554,000 Gallons  
3,069,000 Gallons

Reprinted System Totals Report for 02-16

	Amount (\$)	# Of Accounts
Total Water	20,092.80	536
Total Late Charge	1,170.00	234
Total Adjustments	-494.96	21
Total 1% TCEQ FEE	200.89	536
<b>Total Current Charges</b>	<b>20,968.73</b>	<b>536</b>
Amount Past Due 1-30 Days	2,216.16	57
Amount Past Due 31-60 Days	1,058.00	25
Amount Past Due Over 60 Days	8,505.41	33
Amount Of Overpayments/Prepayments	-13,798.15	391
<b>Total Receivables</b>	<b>18,950.15</b>	<b>438</b>
Total Receipts On Account	22,570.12	435
Net Change in Deposits	0.00	0
Amount of All Deposits	21,675.00	413
Turned Off Accounts (Amount Owed)	0.00	172
Collection Accounts (Amount Owed)	0.00	
Number Of Unread (Turned On) Meters		8
Average Usage For Active Meters	5.693	547
Average Water Charge For Active Meters	36.73	536

Usage Groups	Gallons	# Of Accounts	Usage Gallons	% Of Usage	% Of Sales
Over 50,000		4	243,000	7.92	3.92
40,001-50,000		2	90,000	2.93	1.28
30,001-40,000		3	107,000	3.49	1.55
20,001-30,000		5	123,000	4.01	2.72
10,001-20,000		44	623,000	20.30	13.42
8,001-10,000		22	207,000	6.74	4.96
6,001-8,000		50	377,000	12.28	9.99
4,001-6,000		126	694,000	22.61	22.08
2,001-4,000		124	438,000	14.27	19.30
1-2,000		105	167,000	5.44	14.38
Zero Usage		54	0	0.00	6.41
<b>Total Meters</b>		<b>547</b>	<b>3,069,000</b>	<b>100.00</b>	<b>100.00</b>

# System Totals Report

SUBURBAN UTILITY CO

Water Pumped This Month

1,140,000 Gallons

Water Sold This Month

2,654,000 Gallons

Reprinted System Totals Report for 03-16

	Amount (\$)	# Of Accounts
Total Water	19,080.25	534
Total Late Charge	1,235.00	247
Total Adjustments	-959.42	22
Total 1% TCEQ FEE	190.62	534
<b>Total Current Charges</b>	<b>19,546.45</b>	<b>534</b>
Amount Past Due 1-30 Days	2,887.17	59
Amount Past Due 31-60 Days	875.37	31
Amount Past Due Over 60 Days	8,311.95	33
Amount Of Overpayments/Prepayments	-13,638.09	389
<b>Total Receivables</b>	<b>17,982.85</b>	<b>429</b>
Total Receipts On Account	20,513.75	414
Net Change in Deposits	0.00	0
Amount of All Deposits	21,675.00	413
Turned Off Accounts (Amount Owed)	0.00	176
Collection Accounts (Amount Owed)	0.00	
Number Of Unread (Turned On) Meters		8
Average Usage For Active Meters	4.942	543
Average Water Charge For Active Meters	35.14	534

Usage Groups	Gallons	# Of Accounts	Usage	Gallons	% Of Usage	% Of Sales
Over 50,000		2	109,000		4.11	1.63
40,001-50,000		1	45,000		1.70	1.04
30,001-40,000		0	0		0.00	0.00
20,001-30,000		5	124,000		4.67	2.88
10,001-20,000		30	434,000		16.35	9.59
8,001-10,000		27	252,000		9.50	6.94
6,001-8,000		52	388,000		14.62	11.06
4,001-6,000		119	665,000		25.06	22.08
2,001-4,000		134	463,000		17.45	22.05
1-2,000		113	174,000		6.56	15.99
Zero Usage		54	0		0.00	6.75
<b>Total Meters</b>		<b>543</b>	<b>2,654,000</b>		<b>100.00</b>	<b>100.00</b>

# System Totals Report

SUBURBAN UTILITY CO

Water Pumped This Month  
Water Sold This Month

5,397,000 Gallons  
2,834,000 Gallons

Reprinted System Totals Report for 04-16

	Amount (\$)	# Of Accounts
Total Water	19,519.60	538
Total Late Charge	1,055.00	211
Total Reconnect Fee	50.00	2
Total Adjustments	-1,482.92	10
Total 1% TCEQ FEE	195.08	538
<b>Total Current Charges</b>	<b>19,336.76</b>	<b>538</b>
Amount Past Due 1-30 Days	1,939.33	49
Amount Past Due 31-60 Days	829.49	23
Amount Past Due Over 60 Days	7,349.18	29
Amount Of Overpayments/Prepayments	-11,845.55	363
<b>Total Receivables</b>	<b>17,609.21</b>	<b>458</b>

Total Receipts On Account	19,710.40	393
Net Change in Deposits	0.00	0
Amount of All Deposits	21,625.00	412

Turned Off Accounts (Amount Owed)	0.00	177
Collection Accounts (Amount Owed)	0.00	
Number Of Unread (Turned On) Meters		3
Average Usage For Active Meters	5.257	542
Average Water Charge For Active Meters	36.01	538

Usage Groups	Gallons	# Of Accounts	Usage	Gallons	% Of Usage	% Of Sales
Over 50,000		0		0	0.00	0.00
40,001-50,000		0		0	0.00	0.00
30,001-40,000		2		64,000	2.26	0.97
20,001-30,000		6		160,000	5.65	2.99
10,001-20,000		41		574,000	20.25	13.98
8,001-10,000		28		262,000	9.24	6.08
6,001-8,000		57		425,000	15.00	11.75
4,001-6,000		135		752,000	26.54	24.43
2,001-4,000		125		436,000	15.38	20.06
1-2,000		102		161,000	5.68	14.26
Zero Usage		43		0	0.00	5.48
<b>Total Meters</b>		<b>542</b>		<b>2,834,000</b>	<b>100.00</b>	<b>100.00</b>