



Control Number: 46245



Item Number: 617

Addendum StartPage: 0

219

**SUPPLEMENTAL RESPONSE TO STAFF 1-14**

RECEIVED  
2017 OCT 16 PM 2:58  
PUBLIC AFFAIRS & COMM. RELATIONS  
FILING CLERK

617

Accounts Payable Coding Form

Vendor Heading: HOPKOIL  
 Vendor Name: HOPKINS OIL, INC.  
 New Vendor: \_\_\_\_\_  
 New address or change: \_\_\_\_\_  
 Phone #: \_\_\_\_\_  
 Fed I.D. # or S.S. #: \_\_\_\_\_

Company: WCC  
 Department: MARINA MARKET  
 Location: WHITE BLUFF  
 Return Check to: \_\_\_\_\_  
 Date required: \_\_\_\_\_

HIGHLIGHT SPECIAL SITUATIONS ONLY

Invoice #	Invoice Date	Amount	Job #	Cost Code	Inter Co.	G/L Account #	G/L Acct. Description	Dept.	G/L Comment (20 Characters)	Amount	
06531	3-16-15	\$ 6,596.28				5440-0000	COST OF FUEL	9045	FUEL	\$ 6,596.28	
		<b>Total</b>								<b>Total</b>	\$ 6,596.28

**SENT TO**  
**MAR 26 2015**  
**HOME OFFICE**

Check Stub Comment (30 characters) CUST ID WBM

Description (include explanation of any variance to budget) \_\_\_\_\_

Prepared by: LINDSAY FULFORD IF 3-23-15  
Date Prepared

Approved by: FRED MOLSEN Fred Mol 3/25/15  
Print Name

\_\_\_\_\_  
Signature

Accounting Use Only

Field Batch # \_\_\_\_\_ Acct.. Approval: \_\_\_\_\_

A/P Batch # \_\_\_\_\_

Hopkins Oil, Inc.  
P.O. Box 179  
Crawford, TX 76638

# INVOICE

**RECEIVED**  
**MAR 19 2015**  
BY: \_\_\_\_\_

Date  
03/16/15

Invoice # /  
06531

Bill to: White Bluff Club Corp.  
20022 Misty Valley Circle  
Whitney, TX 76692

Ship To: White Bluff Club Corp.

Customer ID	P.O. Number	Terms
WBM		

Item Code	Description	Quantity	U/M	Price each	Amount
2000	FUEL-GASOLINE NL	873,004.00	gallons	1.8100	5,437.24
6000	FEDERAL GASOLINE TAX	3,004.00	gallons	0.1840	552.74
7000	STATE GASOLINE TAX	3,004.00	gallons	0.2000	600.80
9555	TEX PET DEL FEE	1.00		5.5000	5.50

Telephone #  
254 486-0123

Fax #  
254 486-0023

E-mail  
championfuelco@windstream.net

Item Total: 6,596.28  
Sales Tax: 0.00  
Shipping: 0.00  
\$ 6,596.28 ✓

Please pay invoice and avoid monthly statement

Accounts Payable Coding Form

Vendor Heading: HOPKOIL

Company: WCC

Vendor Name: HOPKINS OIL, INC.

Department: MARINA MARKET

New Vendor: \_\_\_\_\_

Location: WHITE BLUFF

New address or change: \_\_\_\_\_

HIGHLIGHT SPECIAL SITUATIONS ONLY

Phone #: \_\_\_\_\_

Return Check to: \_\_\_\_\_


Fed I.D. # or S.S. #: \_\_\_\_\_

Date required: \_\_\_\_\_


Invoice #	Invoice Date	Amount	Job #	Cost Code	Inter Co.	G/L Account #	G/L Acct. Description	Dept.	G/L Comment (20 Characters)	Amount	
062918	05/13/15	\$ 7,364.94				5440-0000	COST OF FUEL	9045	FUEL	\$ 7,364.94	
SENT TO											
HOME OFFICE											
		<b>Total</b>								<b>Total</b>	\$ 7,364.94

Check Stub Comment (30 characters) \_\_\_\_\_

Description (include explanation of any variance to budget) \_\_\_\_\_

Prepared by: TERESA DAVIS  5-19-15  
Date Prepared

Accounting Use Only \_\_\_\_\_

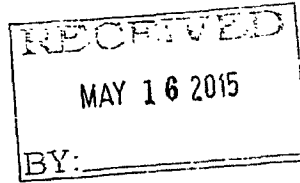
Approved by: FRED MOLSEN  5/20/15  
Print Name

Field Batch # \_\_\_\_\_ Acct. Approval: \_\_\_\_\_

Signature \_\_\_\_\_ A/P Batch #: \_\_\_\_\_

Hopkins Oil, Inc.  
P.O. Box 179  
Crawford, TX 76638

# INVOICE



Date  
05/13/15 ✓

Invoice #  
062918 ✓

Bill to: White Bluff Club Corp.  
20022 Misty Valley Circle  
Whitney, TX 76692

Ship To: White Bluff Club Corp.

Customer ID	P.O. Number	Terms
WBM		

Item Code	Description	Quantity	U/M	Price each	Amount
2000	FUEL-GASOLINE NL	872,988.00	gallons	2.0790	6,212.05
6000	FEDERAL GASOLINE TAX	2,988.00	gallons	0.1840	549.79
7000	STATE GASOLINE TAX	2,988.00	gallons	0.2000	597.60
9555	TEX PET DEL FEE	1.00		5.5000	5.50

Telephone #  
254 486-0123

Fax #  
254 486-0023

E-mail  
championfuelco@windstream.net

Item Total: 7,364.94  
Sales Tax: 0.00  
Shipping: 0.00  
\$ 7,364.94 ✓

Please pay invoice and avoid monthly statement

Accounts Payable Coding Form

Vendor Heading: HOPKOIL

Company: WCC

Vendor Name: HOPKINS OIL, INC.

Department: MARINA MARKET

New Vendor: \_\_\_\_\_

Location: WHITE BLUFF

New address or change: \_\_\_\_\_

HIGHLIGHT SPECIAL SITUATIONS ONLY

Phone #: \_\_\_\_\_

Return Check to: \_\_\_\_\_

Fed I.D. # or S.S. #: \_\_\_\_\_

Date required: \_\_\_\_\_


**SENT TO  
HOME OFFICE**


X: 06/25/15

Invoice #	Invoice Date	Amount	Job #	Cost Code	Inter Co.	G/L Account #	G/L Acct. Description	Dept.	G/L Comment (20 Characters)	Amount	
063064	06/12/15	\$10,608.15				5440-0000	COST OF FUEL	9045	FUEL	\$10,608.15	
<b>Total</b>		<b>\$10,608.15</b>								<b>Total</b>	<b>\$10,608.15</b>

Check Stub Comment (30 characters) CUST ID WBM

Description (include explanation of any variance to budget) \_\_\_\_\_

Prepared by: JEREMIAH McALISTER  06/22/15  
Date Prepared



Accounting Use Only

Approved by: FRED MOLSEN  6/25/15  
Print Name

Field Batch # \_\_\_\_\_ Accl. Approval: \_\_\_\_\_

Signature \_\_\_\_\_ A/P Batch #: \_\_\_\_\_

Hopkins Oil, Inc.  
P.O. Box 179  
Crawford, TX 76638

# INVOICE

Date: 06/12/15  
Invoice #: 063064

Bill to: White Bluff Club Corp.  
20022 Misty Valley Circle  
Whitney, TX 76692

Ship To: White Bluff Club Corp.

Customer ID	P.O. Number	Terms
WBM		

Item Code	Description	Quantity	U/M	Price each	Amount
2000	FUEL-GASOLINE NL	874.00	gallons	2.2660	9,066.27
6000	FEDERAL GASOLINE TAX	4.00	gallons	0.1840	736.18
7000	STATE GASOLINE TAX	4.00	gallons	0.2000	800.20
9555	TEX PET DEL FEE	1.00		5.5000	5.50

Telephone #  
254 486-0123

Fax #  
254 486-0023

E-mail  
championfuelco@windstream.net

Item Total: 10,608.15  
Sales Tax: 0.00  
Shipping: 0.00  
\$ 10,608.15

Please pay invoice and avoid monthly statement



Accounts Payable Coding Form

Vendor Heading: HOPKOIL  
 Vendor Name: HOPKINS OIL, INC.  
 New Vendor: \_\_\_\_\_  
 New address or change: \_\_\_\_\_  
 Phone #: \_\_\_\_\_  
 Fed I.D. # or S.S. #: \_\_\_\_\_

Accrued P9  
Post P10

Company: WCC  
 Department: MARINA MARKET  
 Location: WHITE BLUFF  
 HIGHLIGHT SPECIAL SITUATIONS ONLY  
 Return Check to: \_\_\_\_\_  
 Date required: \_\_\_\_\_

Invoice #	Invoice Date	Amount	Job #	Cost Code	Inter Co.	G/L Account #	G/L Acct. Description	Dept.	G/L Comment (20 Characters)	Amount
063787	08/27/15	\$ 6,254.50				5440-0000	COST OF FUEL	9045	FUEL	\$ 6,254.50
<b>Total</b>		<b>\$ 6,254.50</b>								<b>Total \$ 6,254.50</b>

SENT TO  
HOME OFFICE

X: 10/8/15

Check Stub Comment (30 characters) \_\_\_\_\_

Description (include explanation of any variance to budget) ORIGINAL INVOICE LOST

Prepared by: TERESA DAVIS [Signature] 10-1-15  
 Date Prepared

Accounting Use Only

Approved by: FRED MOLSEN [Signature] 10/3/15  
 Print Name

Field Batch # \_\_\_\_\_

Acct. Approval: \_\_\_\_\_

Signature \_\_\_\_\_

A/P Batch #: \_\_\_\_\_

Hopkins Oil, Inc.  
P.O. Box 179  
Crawford, TX 76638

# INVOICE

Date  
08/27/15 ✓

Invoice #  
063787 ✓

Bill to: White Bluff Club Corp.  
20022 Misty Valley Circle  
Whitney, TX 76692

Ship To: White Bluff Club Corp.

Customer ID	P.O. Number	Terms			
WBM	Store				

Item Code	Description	Quantity	U/M	Price each	Amount
2000	FUEL-GASOLINE NL	873,000.00	gallons	1.6990	5,097.00
6000	FEDERAL GASOLINE TAX	3,000.00	gallons	0.1840	552.00
7000	STATE GASOLINE TAX	3,000.00	gallons	0.2000	600.00
9555	TEX PET DEL FEE	1.00		5.5000	5.50

Telephone #  
254 486-0123

Fax #  
254 486-0023

E-mail  
championfuelco@windstream.net

Item Total: 6,254.50  
Sales Tax: 0.00  
Shipping: 0.00

\$ 6,254.50 ✓

Please pay invoice and avoid monthly statement



Hopkins Oil, Inc.  
P.O. Box 179  
Crawford, TX 76638

# INVOICE

Date  
09/15/15

Invoice #  
063866

Bill to: White Bluff Club Corp.  
20022 Misty Valley Circle  
Whitney, TX 76692

Ship To: White Bluff Club Corp.

Customer ID	P.O. Number	Terms
WBM	Marina/Store	

Item Code	Description	Quantity	U/M	Price each	Amount
2000	FUEL-GASOLINE NL	873,001.00	gallons	1.5215	4,566.02
6000	FEDERAL GASOLINE TAX	3,001.00	gallons	0.1840	552.18
7000	STATE GASOLINE TAX	3,001.00	gallons	0.2000	600.20
9555	TEX PET DEL FEE	1.00		5.5000	5.50

Telephone #  
254 486-0123

Fax #  
254 486-0023

E-mail  
championfuelco@windstream.net

Item Total: 5,723.90  
Sales Tax: 0.00  
Shipping: 0.00

\$ 5,723.90

Please pay invoice and avoid monthly statement

Accounts Payable Coding Form

Vendor Heading: HOPKOIL

Company: WCC

Vendor Name: HOPKINS OIL, INC.

Department: MARINA MARKET

New Vendor: \_\_\_\_\_

Location: WHITE BLUFF

New address or change: \_\_\_\_\_

HIGHLIGHT SPECIAL SITUATIONS ONLY

Phone #: \_\_\_\_\_

Return Check to: \_\_\_\_\_

Fed I.D. # or S.S. #: \_\_\_\_\_

Date required: \_\_\_\_\_

Invoice #	Invoice Date	Amount	Job #	Cost Code	Inter Co.	G/L Account #	G/L Acct Description	Dept.	G/L Comment (20 Characters)	Amount	
064551	11/06/15	\$ 5,943.46				5440-0000	COST OF FUEL	9045	FUEL	\$ 5,943.46	
SENT TO HOME OFFICE											
X: <u>11/19/15</u>											
		<b>Total</b>								<b>Total</b>	\$ 5,943.46

Check Stub Comment (30 characters) CUST ID WBM

Description (include explanation of any variance to budget) \_\_\_\_\_

Prepared by VICTORIA PEREIRA

VP 11/12/15 [Signature] 11/12/15  
Date Prepared

Accounting Use Only

Approved by FRED MOLSEN

[Signature] 11/12/15 [Signature] 11/20/15  
Print Name Signature

Field Batch #

Acct. Approval [Signature]

A/P Batch # AP1-1550

Hopkins Oil, Inc.  
P.O. Box 179  
Crawford, TX 76638

# INVOICE

Date  
11/06/15 ✓

Invoice #  
064551 ✓

Bill to White Bluff Club Corp.  
20022 Misty Valley Circle  
Whitney, TX 76692

Ship To. White Bluff Club Corp.

Customer ID	P.O Number	Terms
WBM ✓		

Item Code	Description	Quantity	U/M	Price each	Amount
2000	FUEL-GASOLINE NL	873,002.00	gallons	1.5940	4,785.19
6000	FEDERAL GASOLINE TAX	3,002.00	gallons	0.1840	552.37
7000	STATE GASOLINE TAX	3,002.00	gallons	0.2000	600.40
9555	TEX PET DEL FEE	1.00		5.5000	5.50

*11.98*

Telephone #  
254 486-0123

Fax #  
254 486-0023

E-mail  
championfuelco@windstream.net

Item Total: 5,943.46  
Sales Tax: 0.00  
Shipping: 0.00

\$ 5,943.46 ✓

Please pay invoice and avoid monthly statement

**MARINA MARKET FUEL INVENTORY**

**PERIOD 1**

December 29, 2014 - January 25, 2014

COST OF FUEL \$

\$2.05
--------

**TANK 1**

**INVENTORY**

UNLEADED IN GALLONS

BEGIN READING	PURCHASES	ENDING READING	TOTAL GALLONS PUMPED:
2,278		1,662	616

**TANK 2**

**INVENTORY**

UNLEADED IN GALLONS

BEGIN READING	PURCHASES	ENDING READING	TOTAL GALLONS PUMPED:
2,764		1,788	976

TOTAL INVENTORY GALLONS  
ENDING INVENTORY \$  
BEGINNING INVENTORY \$

5,042	3,450
	\$7,072.50
	\$10,336.10

TOTAL GALLONS PUMPED	1,592
PRICE / GALLON	\$2.05
COST OF SALES	\$ 3,263.60

**SALES / TRANSFERS**

MARINA MARKET GAS  
MARINA DOCK GAS  
INTERCOMPANY (TRANSFERS)

GALLONS		PRICE		TOTAL
0	X	\$ 3.500	=	\$ -
0	X	\$ 2.400	=	\$ -
1,623	X	\$ 2.050	=	\$ 3,327.15
TOTAL				\$ 3,327.15

UNACCOUNTED FOR FUEL

31.00	More on transfer log
\$2.65	Per 11 cost
\$2.65	Per 12 cost
\$2.05	Per 1 2015 cost

White Bluff - Marina Market - Breakout

Prepared by: Teresa Davis Period End Date 12/28/2014

FUEL INVENTORY XFER (ONLY!)				AVERAGE		
			GAL	COST	AMOUNT	
	8070-0000	9022	BUILDING MAINT	26.33	2.049	53.94
	8070-0000	9025	LAND SALES	-	2.049	-
	8070-0000	9037	HOTEL	279.37	2.049	572.43
	8075-0000	9045	MARINA MARKET	-	2.049	-
	8070-0000	9051	TROPHY GRILLE	-	2.049	-
	8070-0000	9055	LIGHTHOUSE	-	2.049	-
WBP	8070-0000	9065	POA GM MAINT	394.96	2.049	809.26
WBP	8070-0000	9066	SECURITY	405.74	2.049	831.36
WBP	8070-0000	9068	ROAD MAINT	51.53	2.049	105.59
WBP	8070-0000	9070	POA GC MAINT	-	2.049	-
DDU	8070-0000	9090	UTILITY	289.84	2.049	593.88 ✓
DDU	8070-0000	9091	UTILITY	156.07	2.049	319.78 ✓
				1,603.83		3,286.24



DATE	9022	9025	9037	9045	9051 / 9055	9065	9066	9068	9070	9090 / 9091
12/28/2014							4.096			
							4.307			
							5.565			
12/29/2014			26.999				4.551	25.540		24.192
			16.744				11.234			
12/30/2014						24.417	3.303			14.177
						9.476	5.421			21.488
						15.506	6.021			
12/31/2014							5.224			
							12.508			
1/1/2015							7.813			
							7.633			
1/2/2015			25.750			17.573	7.618			15.231
			9.436							11.748
			21.004							12.699
										7.065
1/3/2015							5.755			
							16.746			
							4.468			
1/4/2015							7.095			
							3.938			
							8.066			
1/5/2015							5.992			
							5.171			
							3.907			
1/6/2015	16.189		17.023			15.217	3.492			10.337
						19.794	8.847			15.059
						19.564				21.430
						10.635				8.356
						11.060				
						22.844				
1/7/2015							5.529			
							9.583			
1/8/2015						16.006	5.19			
							6.187			
1/9/2015			7.346			23.4	14.887			20.826
			25.715			18.109	5.16			14.195
							8.216			8.519
										15.696
1/10/2015							3.36			
							5.550			
							4.771			
							4.835			
1/11/2015							3.617			
							4.118			
							4.201			
1/12/2015							3.982			
							8.243			
1/13/2015			22.729			13.176	3.507			20.271
						18.585	4.884			21.181
						13.673				7.988
						19.936				
1/14/2015							7.596			
							4.351			
							5.032			
1/15/2015							3.676			
							4.008			

1/16/2015	19.833	10 890	7.211	22.902
	11.487	13 459	4 339	15.976
			4.972	13.010
				8.420
1/17/2015			2 947	
			8 062	
1/18/2015			3 257	
			4 840	
			5.652	
1/19/2015			2.958	
1/19/2015			4.059	
1/19/2015			4.837	
1/20/2015				28 526
1/20/2015				25 994
1/20/2015				18.559
1/20/2015	20.855			
1/20/2015				10.870
1/20/2015	17 553			
1/20/2015			3.106	
1/20/2015			9.093	
1/21/2015			8.438	
1/22/2015			7.211	
1/22/2015			3.810	
1/22/2015			4.362	
1/23/2015		14.323		
1/23/2015				21.572
1/23/2015				10.127
1/23/2015		10.456		
1/23/2015				5.104
1/23/2015	10 137			
1/23/2015				20.381
1/23/2015	26.273			
1/23/2015			3.324	
1/23/2015			14.554	
1/23/2015			23.439	
1/23/2015			11.871	
1/23/2015			6 993	
1/23/2015	10.622			
1/23/2015			4 722	
1/23/2015			4 440	
1/24/2015			6 406	
1/25/2015			4 521	
1/25/2015			3 916	

GALLONS	26.326	0.000	279.369	0.000	0.000	394.956	405.737	51.534	0.000	445.905	1603.83
PRICE/GAL	2.049	2.049	2.049	2.049	2.049	2.049	2.049	2.049	2.049	2.049	2.049
TOTAL	\$ 53.94	\$ -	\$ 572.43	\$ -	\$ -	\$ 809.26	\$ 831.36	\$ 105.59	\$ -	\$ 913.66	\$ 3,286.24

GALLONS	0.000	0.000	0.000	0.000	0.000	0.000	0.000	0.000	0.000	0.000	0.00
PRICE/GAL	2.049	2.049	2.049	2.049	2.049	2.049	2.049	2.049	2.049	2.049	2.049
TOTAL	\$ -	\$ -	\$ -	\$ -	\$ -	\$ -	\$ -	\$ -	\$ -	\$ -	\$ -

TOTAL GALLONS	26.326	0.000	279.369	0.000	0.000	394.956	405.737	51.534	0.000	445.905	1603.83
GRAND TOTAL	\$ 53.94	\$ -	\$ 572.43	\$ -	\$ -	\$ 809.26	\$ 831.36	\$ 105.59	\$ -	\$ 913.66	\$ 3,286.24



Marina Market Fuel Inventory Sheet

DATE	VEHICLE	DEPARTMENT	GALLONS	NAME
12-29-14	A-14	9066	4.551	Peteram #11
12-29	A-14	9066	11.234	MORSELAND
12-29	U-8	9090	24.192	Jody
12-29	VAN	9037	26.999	Deaven M.
12-29	VAN	9037	16.744	Devin C.
12-29	R-1	9068	25.540	Devon
12/30	U-3	9090	14.177	Jerry W.
12/30	POA	9065	24.417	Simone T
12/30	POA	9065	9.474	Lance P.
12/30	POA	9065	15.506	Wm M.
12/30	U-1	9090	21.488	Todd
12/30	A-14	9066	3.303	Tara
12-30	A-14	9066	5.421	MERRITT
12-30	A-14	9066	6.021	MORSELAND
12-31	A-14	9066	5.224	Sam
12-31	A-14	9066	12.508	Jim
[REDACTED]				

Marina Market Fuel Inventory Sheet

DATE	VEHICLE	DEPARTMENT	GALLONS	NAME
1-1-15	A-14	9000	7.813	Wooten
1-1-15	A-14	9066	7.633	Oiban/Bradle
1/2/15	U-1	9090	15.231	Todd
1/2/15	VAN	9037	25.750	Deaven M
1/2/15	HR	9037	9.436	Carole
1/2/15	U-8	9090	11.748	Jody
1/2/15	U-3	9090	12.699	Danny
1/2/15	HSCP	9037	21.004	Jimmy R.
1/2/15	Uplander	9066	7.618	<del>Ed</del>
1/2/15	Pool	9065	17.573	Suzan
1/2	U-4	9090	7.065	Clovis
1-3	A-14	9066	5.755	Sarah
1-3	B-3	9066	11.746	Edwards
1-3	S-3	9066	4.468	<del>Wooten</del>
1-4-15	S-3	9066	7.095	Patricia/Vincent
1-4-15	S-3	9066	3.938	MERRITT G
1-4-15	A-14	9066	8.066	ORSA
1-5-15	S-3	9066	5.992	Edwards
1-5-15	S3	9066	5.171	<del>Wooten</del>
1-5-15	S3	9066	3.907	Bradley
1-6-15	NO#	POA 9065	15.217	<del>Bradley</del>
1-6-15	POA	POA 9065	19.794	Jimmy T
1-6-15	U-8	9090	10.337	Jody
1-6-15	POA	9065	19.564	Joseph
1-6-15	U-1	9090	15.059	Todd
1-6-15	HSCP	9037	17.023	Devin

Marina Market Fuel Inventory Sheet

DATE	VEHICLE	DEPARTMENT	GALLONS	NAME
1-6-15	U-3	9090	21.430	Jerry
1-6-15	A-16	9022	16.189	Rusky
1-6-15	U-4	9090	8.356	Clavis
1-6-15	S-3	9066	3.492	Jan
1-6-15	POA	9065	10.635	Lance
1/6	POA	9065	11.060	Hannah
1-6	S-3	9066	8.847	MORELAND
1-6	POA	9065	22.844	JMG
1-7	S-3	9066	5.529	Sant
1-8	S-3	9066	9.583	ORBAN
1-8	S-3	9066	5.170	Sant
1-8	POA	9065	16.006	Danny Holt
1-8	S-3	9066	6.1376	ORBAN
1-9	POA	9065	23.400	Jimmy T
1-9	U-3	9090	20.826	Danny K
1-9	U-8	9090	14.195	<del>Clavis</del> Clavis
1-9	POA	9065	18.109	Lance
1-9	HHR	9037	7.346	Carli
1-9	U-4	9090	8.519	Clavis
1-9	R-1	9068	14.887	Terry Oliver
1-9	H-4	9037	25.715	Jimmy R
1-9	U-1	9090	15.696	Todd
1-9	S-3	9066	5.160	Sant
1-9	S-3	9066	8.216	ORBAN
1-10	S-3	9066	3.860	Edwards
1-10	S-3	9066	5.516	Sant

Marina Market Fuel Inventory Sheet

DATE	VEHICLE	DEPARTMENT	GALLONS	NAME
1/6	S-3	9066	3.360	Edmund
1/6	A-84	9066	4.110	Scott
1/10	A-5-3	9066	4.771	Mollie
1-10	S-3	9066	4.835	Vinny
1-11	S-3	9066	3.617	Vinny
1-11	S-3	9066	4.113	Wester
1-11	S-3	9066	4.201	DCC
1-12	S-3	9066	3.982	Kara
1-12	S-3	9066	8.243	MORELAND
1-12	S-3	9066	2.224	Todd
1-12	PCA	9066	13.121	Paul
1-12	Paul	9066	18.285	Paul
1-13	PCA	9066	13.011	Bradley
1-13	Paul	9066	19.921	Mikes
1-13	<del>PCA</del> S-3	9066	21.151	Tracy
1-13	U-4	9066	7.988	Tracy
1-13	PCA	9066	22.121	Jimmy King
1-13	U-4	S-3	3.507	Chanda
1-13	9066	S-3	4.554	MURPHY 6
1-14	9066	S-3	7.546	Edwards 12
1-14	9066	S-3	4.351	MURPHY 6
1-14	9066	S-3	5.132	MORELAND
1-15	9066 S-3	9066	3.676	Peterson/766
1-15	S-3	9066	4.403	Mollie #14
1-16	<del>U-4</del>	9066	8.902	Todd
1-16	U-4	9066	1.110	Jody

Marina Market Fuel Inventory Sheet

DATE	VEHICLE	DEPARTMENT	GALLONS	NAME
1-16	U-3	9090	13.010	Jerry
1-16	H-3	9037	19.833	D. Cookston
1-16	A-15	9037	11.487	Jimmy Kay
1-16	Pool	9065	10.890	Hanna
1-16	POA	9065	13.459	Kance
1-16	U-4	9090	8.420	Gloris
1-16	S-3	9066	7.211	Vineyard
1-16	S-3	9066	4.339	Mason
1-16	S-3	9066	4.972	ORBAN
1-17	S-3	9066	2.947	Petersen
1-17	S-3	9066	8.062	ORBAN
1-18	S-3	9066	3.257	Vineyard
1-18	S-3	9066	4.940	Wooten
1-18	S-3	9066	5.652	ORBAN
1-19	S-3	9066	2.958	Edwards / Petersen
1-19	S-3	9066	4.059	Wooten / Huel
1-19	S-3	9066	4.837	ORBAN
1-20	U-1	9090	28.526	Todd D.
1-20	R-1	9068	25.994	Terry O.
1-20	U-8	9090	18.559	Jody B.
1-20	HSKP	9037	20.855	LeEllen
1-20	U-3	9090	10.870	Jerry
1-20	VAN	9037	17.553	Deaven M.
1-20	S-3	9066	3.106	Glenda V.
1-20	S-3	9066	9.093	ORBAN

Entered  
1-26-15 LF



Marina Market Fuel Inventory Sheet

DATE	VEHICLE	DEPARTMENT	GALLONS	NAME
1-21-15	S-3	9066	8.438	MARLITTE
1-22-15	S-3	9066	7.211	Putnam
1-22-15	S-3	9066	3.810	WATSON/DANLP
1-22	S-3	9066	4.362	MORELAND
1-22	POA	9065	14.323	Lance
1-23	U-8	9090	21.572	Jody
1-23	U-3	9090	10.127	Jerry
1-23	POA	9065	10.456	amos
1-23	U-4	9090	5.104	Clouis
1-23	U-1	9090	<del>10.222</del> 5.104	Todd
1-23	A-16	9022	10.137	Rusty
1-23	U-1	9090	20.381	Todd
1-23	A-15	9037	<del>10.222</del> 26.275	Jimmy Ray
1-23	S-3	9066	3.324	Jan
1-23	POA	9065	14.554	Jasey
1-23	POA	9065	23.439	Jimmy T
1-23	POOL	9065	11.871	WATSON/DANLP
1-23	<del>POA</del>	9065	6.993	Darryl
1-23	HHR	9037	10.622	Candi
1-23	S-3	9066	4.722	MARLITTE
1-23	S-3	9066	4.440	MORELAND
1-24	S-3	9066	4.722	Danlp
1-24	S-3	9066	6.406	MORELAND/HILL
1-25	S-3	9066	4.521	VINGARD/HO
1-25	S-3	9066	3.916	Danlp

Entered 1-26-15

# MARINA MARKET FUEL INVENTORY

## PERIOD 2

January 26, 2015 - February 22, 2015

COST OF FUEL \$

\$2.05
--------

### TANK 1

#### INVENTORY

BEGIN READING	PURCHASES	ENDING READING	TOTAL GALLONS PUMPED:
1,662		1,315	347

UNLEADED IN GALLONS

### TANK 2

#### INVENTORY

BEGIN READING	PURCHASES	ENDING READING	TOTAL GALLONS PUMPED:
1,788		803	985

UNLEADED IN GALLONS

TOTAL INVENTORY GALLONS

3,450
-------

2,118
-------

ENDING INVENTORY \$

\$4,341.90
------------

BEGINNING INVENTORY \$

\$7,072.50
------------

TOTAL GALLONS PUMPED

1,332
-------

PRICE / GALLON

\$2.05
--------

COST OF SALES

\$ 2,730.60
-------------

#### SALES / TRANSFERS

MARINA MARKET GAS

GALLONS		PRICE		TOTAL
16	X	\$ 2.409	=	\$ 39.43
0	X	\$ 5.220	=	\$ -
1,358	X	\$ 2.050	=	\$ 2,784.31
TOTAL				\$ 2,823.74

MARINA DOCK GAS

INTERCOMPANY (TRANSFERS)

TOTAL

UNACCOUNTED FOR FUEL

26.20
-------

more on transfer log

\$2.65 Per 11 cost

\$2.65 Per 12 cost

\$2.05 Per 1 2015 cost

\$2.05 Per 2 2015 cost

# White Bluff - Marina Market - Breakout

Period End Date **12/28/2014**

Prepared by: Teresa Davis

				AVERAGE		
FUEL INVENTORY XFER (ONLY!)				GAL	COST	AMOUNT
	8070-0000	9022	BUILDING MAINT	80.29	2.049	164.51
	8070-0000	9025	LAND SALES	-	2.049	-
	8070-0000	9037	HOTEL	177.40	2.049	363.49
	8075-0000	9045	MARINA MARKET	-	2.049	-
	8070-0000	9051	TROPHY GRILLE	-	2.049	-
	8070-0000	9055	LIGHTHOUSE	-	2.049	-
WBP	8070-0000	9065	POA GM MAINT	255.18	2.049	522.86
WBP	8070-0000	9066	SECURITY	418.43	2.049	857.37
WBP	8070-0000	9068	ROAD MAINT	69.36	2.049	142.13
WBP	8070-0000	9070	POA GC MAINT	27.13	2.049	55.59
DDU	8070-0000	9090	UTILITY	214.77	2.049	440.06 ✓
DDU	8070-0000	9091	UTILITY	115.64	2.049	236.96 ✓
				1,358.20		2,782.96

DATE	9022	9025	9037	9045	9051 / 9055	9065	9066	9068	9070	9090 / 9091
1/26/2015							8.963			
1/26/2015							4.342			
1/26/2015							4.122			
1/28/2015							4.324			12.908
1/29/2015	19.779		12.641			18.413	7.553			15.931
						12.413	4.152			4.518
						20.518	4.635			10.148
						15.506				20.415
1/30/2015						14.117	3.671	18.263		12.782
							4.827			
							3.663			
1/31/2015							16.759			
							5.857			
							4.367			
2/1/2015							2.907			
							4.666			
							3.887			
2/2/2015							6.583			
							5.096			
2/3/2015	10.881		14.299			15.679	3.777			19.228
							4.567			20.123
							4.283			17.353
										17.882
2/4/2015							6.986			
							5.297			
2/5/2015							5.838			
							9.392			
2/6/2015	11.267					11.313	7.473	19.363		18.918
							5.092			13.160
			9.295							
			18.005							
			13.234							
2/7/2015							17.835			
							13.95			
2/8/2015							4.096			
							3.481			
							4.97			
2/9/2015										9.351
										22.219
										19.355
							10.140			
							5.500			
2/10/2015						17.848	4.272			
	14.386						3.901			
							4.221			
2/11/2015							7.291			
							4.633			
2/12/2015							3.839			
							4.517			
							4.423			
2/13/2015			9.813			14.814	4.565	18.679		14.255
			6.023			15.175	5.125			19.294
			16.605			12.503	3.668			
2/14/2015							3.321			
							5.822			
2/15/2015							7.455			
							8.765			

						4.359					
						7.455					
						8.765					
						4.359					
2/16/2015						5.270					
						8.302					
2/17/2015	15.076		20.182		14.569	7.513				8.729	
					9.216	4.731				13.216	
					22.552					6.230	
					15.773					12.579	
2/18/2015						8.780					
						4.402					
2/19/2015						4.276					
						4.837					
						3.859					
						4.439					
2/20/2015	8.897		5.625		9.457	8.336	13.059			21.819	
			19.198		15.311				16.300		
			12.142						10.830		
			20.339								
2/21/2015						4.128					
						7.473					
						10.806					
2/22/2015						4.053					
						4.769					
						4.751					
						3.899					

GALLONS	80.286	0.000	177.401	0.000	0.000	255.177	418.431	69.364	27.130	330.413	1358.20
PRICE/GAL	2.049	2.049	2.049	2.049	2.049	2.049	2.049	2.049	2.049	2.049	2.049
TOTAL	\$ 164.51	\$ -	\$ 363.49	\$ -	\$ -	\$ 522.86	\$ 857.37	\$ 142.13	\$ 55.59	\$ 677.02	\$ 2,782.96

GALLONS	0.000	0.000	0.000	0.000	0.000	0.000	0.000	0.000	0.000	0.000	0.00
PRICE/GAL	2.049	2.049	2.049	2.049	2.049	2.049	2.049	2.049	2.049	2.049	2.049
TOTAL	\$ -	\$ -	\$ -	\$ -	\$ -	\$ -	\$ -	\$ -	\$ -	\$ -	\$ -

TOTAL GALLONS	80.286	0.000	177.401	0.000	0.000	255.177	418.431	69.364	27.130	330.413	1358.20
GRAND TOTAL	\$ 164.51	\$ -	\$ 363.49	\$ -	\$ -	\$ 522.86	\$ 857.37	\$ 142.13	\$ 55.59	\$ 677.02	\$ 2,782.96

W 440.00  
5236.96

Marina Market Fuel Inventory sheet



DATE	VEHICLE	DEPARTMENT	GALLONS	NAME
1-26-15	S-3	9066	8.963	Peterson
1-26-15	S-3	9066	4.342	Wooten
1-26-15	S-3	9066	4.122	ORBAN
1-28	U-3	9090	12.908	Jerry W.
1-28	S-3	9066	4.324	Dunlop
1-29	U-8	9090	15.931	Jody
1-29	POA	9065	18.413	Jimmy T
1-29	U-3	9090	4.518	Jerry W.
1-29	U-4	9090	10.148	Glover
1-29	POA	9065	12.413	Jerry
1-29	Pool	9065	20.518	Suzan
1-29	A-16	9022	19.779	Rusty
1-29	A-15	9037	12.641	Jimmy Ray
1-29	POA	9065	15.506	Danny Holt
1-29	S-3	9066	7.553	Sant
1-29	U-1	9090	20.465	Jodol
1-29	S-3	9066	4.152	MERRITT
1-29	S-3	9066	4.635	MORELAND/HILL
1-30	S-3	9066	3.671	Tara
1-30	U-3	9090	12.782	Jerry W.
1-30	POA	9065	14.117	Lance
1-30	R-1	9068	18.263	Terry Oliver
1-30	S-3	9066	4.427	P. Wooten
1-30	S-3	9066	3.663	Bassett/Dunlap
1-31	A-14	9066	16.759	Sant
1-31	S-3	9066	5.857	MERRITT
1-31	S-3	9066	4.367	Dunlop



## Marina Market Fuel Inventory Sheet

DATE	VEHICLE	DEPARTMENT	GALLONS	NAME
2-4	S-3	9066	6.986	Wooten
2-4	S-3	9066	5.297	ORBAN
2-5	S-3	9066	3.838	Vineyard
2-5	S-14	9066	9.392	Miller
2-6	U-3	9090	18.918	Jerry W.
2-6	U-4	9090	13.160	Clavis
2-6	HHR	9037	9.295	Cande
2-6	A-15	9037	18.005	Jimmy Ray
2-6	VAN	9037	13.234	Kascha
2-6	POA	9065	11.313	Lance P
2-6	A-16	9022	11.267	Zesty
2-6	R-1	9068	19.363	Terry Oliver
2-6	S-3	9066	7.473	Wooten
2-6	S-3	9066	5.092	MORELAND
2-7	A-14	9066	13.950	Sandra
2-7	S-3	9066	17.835	Lara
2-8	S-3	9066	4.096	Dunlop
2-8	S-3	9066	8.3451	Edwards
2-8	S-3	9066	4.970	Wooten
2-9	U-1	9090	9.351	Todd
2-9	U-8	9090	22.219	Jody
2-9	U-3	9090	19.355	Jerry



## Marina Market Fuel Inventory Sheet

DATE	VEHICLE	DEPARTMENT	GALLONS	NAME
2-9	S-3	9066	10.140	MERRITT
2-9	S-3	9066	5.500	MORELAND
2-10	POA	9065	17.848	POA
2-10	A-16	9022	14.386	Rusty
2-10	B-3	9066	4.272	Edwards Jan
2-10	S-3	9066	3.901	MERRITT
2-10	S-3	9066	4.221	ORZAD
2-11	S-3	9066	7.291	MILLER
2-11	S-3	9066	4.633	MORELAND
2-12	S-3	9066	3.839	Vineyard
2-12	S-3	9066	4.517	WELTON
2-12	S-3	9066	4.403	CRISAN
2-13	POA	9065	14.814	Lance
2-13	U-8	9090	14.255	Tody
2-13	VAN	9037	9.813	Kascha
2-13	R-1	9066	18.679	Terry
2-13	POA	9065	15.115	Hannah
2-13	H/KP	9037	6.023	Cande
2-13	POA	9065	12.503	Danny Hatt
2-13	U-3	9090	19.294	Serry W.
2-13	A-15	9037	16.605	Jimmy Ray
2-13	S-3	9066	4.565	Tara
2-13	S-3	9066	5.125	Miller
2-14	S-3	9066	3.660	CRISAN
2-14	S-3	9066	3.321	Vineyard
2-14	S-3	9066	5.822	WELTON

## Marina Market Fuel Inventory Sheet

DATE	VEHICLE	DEPARTMENT	GALLONS	NAME
2-15-15	S-3	9066	7.455	Peteron
2-15-	A-14	9066	8.765	Samb
			<del>8.765</del>	
2-15	S-3	9066	4.359	Merritt
2-16	S-3	9066	8.302	Tara McKamie
2-16	S-3	9066	5.270	Merritt
2-17	A-14	9022	15.074	Rusty
2-17	POA	9065	14.569	Lance
2-17	U-3	9090	8.729	Jerry
2-17	VAN	9037	20.182	LEELLEN
2-17	Pool	9065	9.216	Laurin
2-17	U-1	9090	13.214	Todd
2-17	U-4	9090	6.30	Clovis
2-17	POA	9065	22.552	Josey
2-17	POA	9065	15.773	Randy
2-17	U-8	9090	12.579	Jody
2-17	S-3	9066	7.513	Tara
2-17	S-3	9066	4.731	MERRITT
2-18	S-3	9066	8.780	Peteron
2-18	S-3	9066	4.402	Miller
2-19	S-3	9066	4.276	GRBAK
2-19	S-3	9066	4.831	Vineyard
2-19	S-3	9066	3.859	MERRITT
2-19	S-3	9066	4.439	MORELAND

## Marina Market Fuel Inventory Sheet

DATE	VEHICLE	DEPARTMENT	GALLONS	NAME
2-20-15	HR2	9037	5.625	Candi
2-20-15	VAN	9037	19.198	Kascha
2-20-15	U-3	9090	21.519	Jerry
2-20-15	POA	9065	9.457	Lance
2-20-15	U-1	9090	16.300	Todd
2-20-15	POA	9065	15.311	Danny Holt
2-20-15	R-1	9068	13.059	Terry oliver
2-20-15	Uplander	9037	12.172	Julia Aliver
2-20-15	A-15	9037	20.339	Jimmy Ray
2-20-15	A-16	9022	8.897	Rusty
2-20-15	U-4	9090	10.830	Cloris
2-20	S-3	9066	8.336	<del>Wooten</del>
2-21	S-3	9066	4.128	ORBAN
2-21	S-3	9066	7.472	Sant
2-21	S-3	9066	10.806	Miller
2-22	S-3	9066	4.053	ORBAN
2-22	S-3	9066	4.769	Dingo
2-22	S-3	9066	4.751	Wooten/merritt
<del>2-22</del>	S-3	9066	3.899	ORBAN/BRABLEY
2-23	S-3	9066	4.088	m. H. / Merritt

LF entered 2-24-15

## MARINA MARKET FUEL INVENTORY

Period 3

February 23, 2015-March 29, 2015

COST OF FUEL \$

\$2.32
--------

**TANK 1**

INVENTORY

BEGIN READING	PURCHASES	ENDING READING	TOTAL GALLONS PUMPED:
1,307	1,204	1,798	713

UNLEADED IN GALLONS

**TANK 2**

INVENTORY

BEGIN READING	PURCHASES	ENDING READING	TOTAL GALLONS PUMPED:
798	1,802	1,678	922

UNLEADED IN GALLONS

TOTAL INVENTORY GALLONS

2,105
-------

3,476
-------

ENDING INVENTORY \$

\$8,064.32
------------

BEGINNING INVENTORY \$

\$4,883.60
------------

TOTAL GALLONS PUMPED

1,635
-------

PRICE / GALLON

\$2.32
--------

COST OF SALES

\$ 3,793.20
-------------

SALES / TRANSFERS

GALLONS		PRICE		TOTAL
20	X	\$ 2.409	=	\$ 47.22
0	X	\$ 3.510	=	\$ -
1,626	X	\$ 2.320	=	\$ 3,773.22
TOTAL				\$ 3,820.43

UNACCOUNTED FOR FUEL

10.99
-------

Not on transfer log

\$2.65 Per 11 cost

\$2.65 Per 12 cost

\$2.05 Per 1 2015 cost

\$2.05 Per 2 2015 cost

\$2.20 Per 3 2015 cost

\$2.32 Cost average

# White Bluff - Marina Market - Breakout

Period End Date **3/29/2015**

Prepared by: LINDSAY FULFORD

				AVERAGE		
FUEL INVENTORY XFER (ONLY!)				GAL	COST	AMOUNT
	8070-0000	9022	BUILDING MAINT	46.94	2.320	108.90
	8070-0000	9025	LAND SALES	-	2.320	-
	8070-0000	9037	HOTEL	246.82	2.320	572.63
	8075-0000	9045	MARINA MARKET	12.67	2.320	29.39
	8070-0000	9051	TROPHY GRILLE	5.85	2.320	13.56
	8070-0000	9055	LIGHTHOUSE	5.85	2.320	13.56
WBP	8070-0000	9065	POA GM MAINT	403.57	2.320	936.29
WBP	8070-0000	9066	SECURITY	496.22	2.320	1,151.23
WBP	8070-0000	9068	ROAD MAINT	48.99	2.320	113.65
WBP	8070-0000	9070	POA GC MAINT	-	2.320	-
DDU	8070-0000	9090	UTILITY	233.67	2.320	542.11 ✓
DDU	8070-0000	9091	UTILITY	125.82	2.320	291.90 ✓
				1,626.39		3,773.22

DATE	9022	9025	9037	9045	9051 / 9055	9065	9066	9068	9070	9090 / 9091
2/23/2015							4.088			
2/24/2015						17.684	7.514			10.509
						12.848	5.157			7.068
						10.684				
2/25/2015							6.898			
							5.043			
2/26/2015							8.016			
							4.156			
							5.194			
2/27/2015	16.067		10.334			16.965	8.262			20.941
			5.646							13.747
			4.659							13.837
			19.890							
2/28/2015										
							5.758			
							8.773			
3/1/2015							10.166			18.569
							4.006			
							4.214			
3/2/2015							8.534			
							8.319			
3/3/2015						19.778	8.998	16.604		20.340
						12.660	4.006			10.217
						16.915				8.355
						16.930				
3/4/2015							9.757			
3/5/2015							9.769			
3/6/2015	10.325		5.978			12.808	7.975			7.664
							5.820			13.834
							5.563			
3/7/2015							3.887			
3/8/2015							7.967			
							4.98			
							7.342			
3/9/2015							3.735			
							3.529			
3/10/2015			18.042			17.021	4.364	11.626		20.194
						18.689	18.31			10.063
3/11/2015							4.257			
							9.546			
3/12/2015			6.042				4.407			
			30.060				4.350			
							4.878			
							4.991			
3/13/2015	20.549		11.323			6.237	9.133			14.543
			18.028			6.851	3.702			28.118
										11.941
										20.541
3/14/2015							16.014			
							6.225			
							5.274			
3/15/2015							7.064			
3/16/2015							4.401			
							8.303			
3/17/2015			9.273			16.722	8.150	20.756		10.895
						7.001	6.002			15.094
						15.662				3.227

3/18/2015						24.149	9.245				11.291
							4.985				
3/19/2015							3.405				
							4.235				
							5.331				
3/20/2015		10.396				14.570	8.510				22.179
		21.840				19.860					
						2.451					
						12.751					
3/21/2015							10.975				
							13.765				
							4.982				
							6.153				
3/22/2015							4.254				
							4.461				
3/23/2015							3.857				
							8.387				
							4.749				
3/24/2015		14.178			11.691	17.578	8.720				14.96
						4.331	3.816				
						3.949					
						5.600					
						16.590					
3/25/2015							9.019				
							4.899				
3/26/2015							4.020				
							4.567				
							4.132				
3/27/2015		8.379				11.879	10.974				12.421
		19.166				0.350					18.939
		10.918				13.400					
		13.664				15.714					
		9.007				14.945					
3/28/2015			12.668				3.722				
							3.009				
							6.225				
							4.503				
							14.472				

GALLONS	46.941	0.000	246.823	12.668	11.691	403.572	496.219	48.986	0.000	359.487	1626.39
PRICE/GAL	2.320	2.320	2.320	2.320	2.320	2.320	2.320	2.320	2.320	2.320	2.320
TOTAL	\$ 108.90	\$ -	\$ 572.63	\$ 29.39	\$ 27.12	\$ 936.29	\$ 1,151.23	\$ 113.65	\$ -	\$ 834.01	\$ 3,773.22

GALLONS	0.000	0.000	0.000	0.000	0.000	0.000	0.000	0.000	0.000	0.000	0.00
PRICE/GAL	2.320	2.320	2.320	2.320	2.320	2.320	2.320	2.320	2.320	2.320	2.320
TOTAL	\$ -	\$ -	\$ -	\$ -	\$ -	\$ -	\$ -	\$ -	\$ -	\$ -	\$ -

TOTAL GALLONS	46.941	0.000	246.823	12.668	11.691	403.572	496.219	48.986	0.000	359.487	1626.39
GRAND TOTAL	\$ 108.90	\$ -	\$ 572.63	\$ 29.39	\$ 27.12	\$ 936.29	\$ 1,151.23	\$ 113.65	\$ -	\$ 834.01	\$ 3,773.22

W-542.11  
S-2011.90

PERIOD 41

# White Bluff - Marina Market - Breakout

Period End Date 4/26/2015

Prepared by: LINDSAY FULFORD

FUEL INVENTORY XFER (ONLY!)				AVERAGE		AMOUNT
			GAL	COST		
	8070-0000	9022	BUILDING MAINT	100.31	2.123	220.29
	8070-0000	9025	LAND SALES	-	2.123	-
	8070-0000	9037	HOTEL	241.55	2.123	530.44
	8075-0000	9045	MARINA MARKET	-	2.123	-
	8070-0000	9051	TROPHY GRILLE	6.22	2.123	13.67
	8070-0000	9055	LIGHTHOUSE	6.22	2.123	13.67
WBP	8070-0000	9065	POA GM MAINT	332.87	2.123	730.98
WBP	8070-0000	9066	SECURITY	373.37	2.123	819.92
WBP	8070-0000	9068	ROAD MAINT	45.17	2.123	99.19
WBP	8070-0000	9070	POA GC MAINT	-	2.123	-
DDU	8070-0000	9090	UTILITY	162.49	2.123	356.84
DDU	8070-0000	9091	UTILITY	87.50	2.123	192.14
				1,355.71		2,977.14



## Marina Market Fuel Inventory Sheet

DATE	VEHICLE	DEPARTMENT	GALLONS	NAME
3-30	S-3	9066	5.042	Vineyard
3-30	S-3	9066	7.886	Wooten
3-30	S-3	9066	5.117	MORELAND
3-31	A-14	9022	19.513	<del>My</del> Swz
3-31	POOL	9065	9.344	Mei
3-31	U-3	9090	13.871	Jerry W.
3-31	U-4	9090	7.295	Clois
3-31	Uplander	9055/9057	12.449	JVORNE
3-31	POA	9065	8.959	Dance P.
3-31	S-3	9066	7.535	MERRITT
<del>3-31</del>	<del>8-3</del>	<del>9066</del>	<del>          </del>	<del>          </del>

## Marina Market Fuel Inventory Sheet

DATE	VEHICLE	DEPARTMENT	GALLONS	NAME
<del>4/1/15</del>				
4/1/15	S3	9066	10.961	Hill/12
4-1-15	S-3	9066	10.115	MORELAND
4-2-15	S-3	9066	10.055	MERZTTI
4-3-15	S-3	9066	4.393	ORBAW
4-3-15	Pool	9065	7.662	Hannah
4-3-15	POA	9065	16.702	Josey
4-3-15	A-14	9022	13.767	Rusty
4-3-15	A-14	9022	3.741	Rusty
4-3-15	VAN	9067	8.494	Linda
4-3-15	DOA	9065	17.105	Jimmy T
4-3-15	DOA	9065	18.232	Lance
4/3	HSKP	9067	17.285	Kasha
-4/3	S-3	9066	5.028	Kay
4/3	U-3	9090	14.164	Jerry
4/3	S-3	9066	7.055	WOOTEN
4/3	S-3	9066	8.593	Hill
4/4	Boat 21'	9040	7.938	Rusty
4/4	Boat 21'	9040	3.018	Rusty
4/4	S-3	9066	5.593	Jim #9
4-5	S-3	9066	4.476	ORBAW
4-5	S-3	9066	8.302	WOOTEN
4-5	S-3	9066	4.654	BRADY

## Marina Market Fuel Inventory Sheet

DATE	VEHICLE	DEPARTMENT	GALLONS	NAME
4-6	S-3	9066	10.244	Melvin Berry
4-6	S-3	9066	4.520	MORELAND
4-7	R-1	9068	21.586	Terry Oliver
4-7	U-1	9090	22.408	10801 D.
4-7	A-16	9037	21.944	Jimmy Ray
4-7	U-8	9090	13.574	Jody Jerry
4-7	U-8	9090	8.384	Jody
4-7	S-3	9064	3.320	Taras
4-7	POA	9065	10.034	Lance Pentz
4-7	POA	9065	14.675	Kandy
4-7	A-14	9022	12.327	Rusty
4-7	POA	9065	15.548	Darrel H.
4-7	S-3	9065	5.814	WOOTEN
4-8	S-3	9066	7.748	Peterson
4-8	S-3	9066	5.896	Merritt
4-8	S-3	9064	8.096	Dana McKamie
4-9	S-3	9066	10.497	MORELAND
4-10	H-4	9037	7.299	V. Ascheworn
4-10	Pool	9005	20.531	Hannah Cheske
4-10	R-1	9090	15.512	J. Petersen
4-10	H-2	9037	1.686	C. Smith
4-10	H-2	9037	4.054	C. Smith
4-10	U-3	9090	11.823	D. Plets
4-10	POA	9065	15.111	Lance Pentz
4-10	POA	9065	20.538	
4-10	ADTEZ	9065	15.448	

A-15

## Marina Market Fuel Inventory Sheet

DATE	VEHICLE	DEPARTMENT	GALLONS	NAME
4/10	H-2	9037	13.454	Linda Colmener
4/10	POA	9061	15.751	Frank C Hill
4/10	S-3	9066	7.000	Wooten
4-11	S3	9066	4.209	ORBAN
4-11	S3	9066	3.445	Vivrey
4/11	S-3	9066	5.421	Wooten
4-12	S-3	9066	3.762	ORBAN
4-12	S-3	9066	6.962	Wooten
4-13	S-3	9066	4.691	ORBAN
4-13	S-3	9066	6.763	MILLER
4-13	S3	9066	6.491	ORBAN
4-14	S3	9068	23.584	Oliver Terry
4-14	POA	9065	12.280	Dance P.
4-14	POOL	9065	12.665	Suzan Cook
4-14	PU-3	9090	19.753	Danny K.
4-14	A-14	9022	14.159	Rusky
4-14	U-1	9090	15.211	Todd
4-14	S-3	9066	5.048	Glenda V.
4-14	S-3	9066	4.566	Wooten
4-15	S3	9066	4.426	ORBAN
4-15	S3	9066	6.308	Hill
4-15	S-3	9066	4.833	MARLITTI
4-15	S-3	9066	4.370	BRADLEY
4-16	S-3	9066	6.045	Butman
4-16	S-3	9066	4.359	Wooten
4-16	S-3	9066	5.084	MORELAND

## Marina Market Fuel Inventory Sheet

DATE	VEHICLE	DEPARTMENT	GALLONS	NAME
4-17	U-4	9090	13.415	Jody
4-17	U-3	9090	18.073	Jerry W.
4-17	<del>H-4</del> A-15	9037	24.907	Kascha Jim
4-17	H-4	9037	9.354	Kascha
4-17	POA	9065	15.987	Chance Puerto
4-17	POA	9065	20.013	Jimmy T.
4-17	POA	9065	9.802	Danny H.
4-17	A-14	9022	10.675	Rusty S.
4-17	VAN	9037	11.567	Candice
4-17	S-3	9066	10.691	Sander
4-17	S-3	9066	4.975	MORELAND
4/18	19' Boat Rental	9040	1.981	Rob Suz
4/18	S-3	9066	8.073	Jim H.
4/18	21' Boat Rental	9040	4.325	Rob Suz
4/18	S-3	9066	4.325	Willie
4/18	19' Boat	9040	2.059	Rob Suz
4/19	S-3	9066	7.270	Scamler #2
4/19	S-3	9066	6.243	Wooten/Merritt
4-19	S-3	9066	4.672	BRADLEY/MORELAND
4-20	S-3	9066	5.029	Vincenzo
4-20	S-3	9066	5.927	14-6
4-21	S-3	9066	3.933	ORBAN/BRADLEY

## Marina Market Fuel Inventory Sheet

DATE	CLE	DEPARTMENT	GALLONS	NAME
4-21	1	9037	24.346	LeEllen
4-21	3	9090	14.575	Jerry W.
4-21	1	9065	11.419	Laura J.
4-21	N	9037	17.871	Devin C.
4-21	3	9066	9.273	Wooten
4-22	-3	9066	4.671	CRISAN
4-22	-3	9066	5.726	Vinny
4-22	3	9066	5.839	Miller
4-23	3	9066	3.203	CRISAN
4-23	-3	9066	5.749	Berry
4-23	-3	9066	4.141	WOOTEN
4-23	3	9066	4.055	BRADLEY
4-24	1	9090	13.339	Todd
4-24	1	9065	9.002	Hannah
4-24		9037	9.424	KASCHA
4-24	1	9065	11.577	Lance
4-24	3	9090	20.202	Jerry
4-24	N	9037	11.510	Candi
4-24	4	9022	26.130	Rusty
4-24	2/9066	9037	13.620	Julia O.
4-24	0	9037	6.194	Rachel
4-24	R	9037	11.049	Candi H.
4-24	15	9037	20.804	Jimmy R.
4-24	4	9090	21.392	Sarah
4-24		9065	18.667	Josely
4-24		9066	13.39	Karen

4/25 - NO gas sales

## Marina Market Fuel Inventory Sheet

DATE	VEHICLE	DEPARTMENT	GALLONS	NAME
4/26	21' Boat	9040	3,515	Pat Suez

# MARINA MARKET FUEL INVENTORY

Period 5  
April 27 - May 24

COST OF FUEL \$ \$2.34

## TANK 1

UNLEADED IN GALLONS

INVENTORY			
BEGIN READING	PURCHASES	ENDING READING	TOTAL GALLONS PUMPED:
1,056	1,204	1,410	850

## TANK 2

UNLEADED IN GALLONS

INVENTORY			
BEGIN READING	PURCHASES	ENDING READING	TOTAL GALLONS PUMPED:
948	1,808	2,069	687

TOTAL INVENTORY GALLONS 2,004

ENDING INVENTORY \$

BEGINNING INVENTORY \$

	3,012	3,479
		\$8,140.86
		\$4,689.36

TOTAL GALLONS PUMPED	1,537
PRICE / GALLON	\$2.34
COST OF SALES	\$ 3,596.58

### SALES / TRANSFERS

MARINA MARKET GAS

MARINA DOCK GAS

INTERCOMPANY (TRANSFERS)

TOTAL

GALLONS		PRICE			TOTAL
61	X	\$ 2.609	=		\$ 159.57
43	X	\$ 3.709	=		\$ 161.18
1,440	X	\$ 2.460	=		\$ 3,541.66
1,544					\$ 3,862.42

UNACCOUNTED FOR FUEL

-7.32	Not on transfer log
\$2.65	Per 11 cost
\$2.65	Per 12 cost
\$2.05	Per 1 2015 cost
\$2.05	Per 2 2015 cost
\$2.20	Per 3 2015 cost
0	Per 4 2015 cost
\$2.46	Per 5 2015 Cost
\$2.34	Average



# White Bluff - Marina Market - Breakout

Period End Date **5/24/2015**

Prepared by: LINDSAY FULFORD

				AVERAGE		
FUEL INVENTORY XFER (ONLY!)				GAL	COST	AMOUNT
	8070-0000	9022	BUILDING MAINT	62.10	2.340	145.32
	8070-0000	9025	LAND SALES	-	2.340	-
	8070-0000	9037	HOTEL	244.16	2.340	571.34
	8075-0000	9045	MARINA MARKET	-	2.340	-
	8070-0000	9051	TROPHY GRILLE	-	2.340	-
	8070-0000	9055	LIGHTHOUSE	-	2.340	-
WBP	8070-0000	9065	POA GM MAINT	333.02	2.340	779.27
WBP	8070-0000	9066	SECURITY	372.95	2.340	872.70
WBP	8070-0000	9068	ROAD MAINT	66.24	2.340	155.00
WBP	8070-0000	9070	POA GC MAINT	-	2.340	-
DDU	8070-0000	9090	UTILITY	234.80	2.340	549.42 ✓
DDU	8070-0000	9091	UTILITY	126.43	2.340	295.84 ✓
				1,439.70		3,368.90

DATE	9022	9025	9037	9045	9051 / 9055	9065	9066	9068	9070	9090 / 9091
4/28/2015						14.337	6.780	15.567		20.266
						19.730	11.175			18.558
						13.000	6.233			
							4.757			
4/29/2015							4.695			
							5.307			
4/30/2015							4.018			
							4.217			
							6.131			
							4.585			
5/1/2015			7.975			10.725	5.404			20.516
			26.352			12.651	4.459			
						14.003	4.406			
							5.635			
5/2/2015							4.283			25.335
							9.374			
5/3/2015							4.981			
							7.384			
							4.846			
							4.729			
5/4/2015							4.000			
							1.148			
							6.992			
5/5/2015	25.809					15.729	6.516			18.590
						23.599	5.135			5.936
						13.000				17.814
						2.556				
						23.101				
5/6/2015							4.013			26.710
							4.711			
							4.730			
							5.194			
5/7/2015							3.258			
							5.941			
5/8/2015			27.856			15.169	7.014			22.032
			17.471			21.919	3.831			15.871
			8.997			20.002	3.943			8.903
			9.357							
5/9/2015							4.749			
							3.256			
							7.291			
5/12/2015	14.887		5.805			10.201	9.193	26.076		3.402
						20.766	5.250			11.144
						15.573				15.387
5/13/2015							8.815			
							11.660			
							5.177			

							4.652				
5/14/2015							4.441				
							5.328				
							4.532				
5/15/2015		26.653				7.188				28.588	
		7.389				13.500				21.883	
		23.475									
		6.256					5.022				
5/16/2015							12.190				
							4.330				
							5.346				
5/20/2015						17.407	16.915	24.595		20.750	
						18.002	5.750			8.896	
										28.259	
5/21/2015							8.043				
							5.636				
							5.214				
							4.768				
5/22/2015	21.405	6.903				10.864	3.640			14.645	
		1.015					5.082			7.741	
		15.331					4.426				
		21.335									
		9.216									
		8.466									
		14.310									
5/23/2015							3.998				
5/24/2015							15.390				
5/25/2015							13.031				
GALLONS	62.101	0.000	244.162	0.000	0.000	333.022	372.950	66.238	0.000	361.226	1439.70
PRICE/GAL	2.340	2.340	2.340	2.340	2.340	2.340	2.340	2.340	2.340	2.340	
TOTAL	\$ 145.32	\$ -	\$ 571.34	\$ -	\$ -	\$ 779.27	\$ 872.70	\$ 155.00	\$ -	\$ 845.27	\$ 3,368.90

11.544.47  
\$ 790.54

### Marina Market Fuel Inventory Sheet

DATE	VEHICLE	DEPARTMENT	GALLONS	NAME
4-28	S-1	9066	6.780	Tara
4-28	Pool	9065	14.337	Laurin
4-28	U-3	9090	20.266	Jerry
4-28	U-1	9090	18.558	Todd
4-28	S-3	9066	11.175	Glenda V.
4-28	R-1	9068	15.567	Terry
4-28	POA	9065	19.730	Jimmy T
4-28	POA	9065	13.000	Danny Holt
4-28	S-3	9066	6.233	Miller J
4-28	S-3	9066	4.757	ORSAW
4-29	S-3	9066	4.695	Petersen/Wooten
4-29	S-3	9066	5.307	Jim #9
4-30	S-3	9066	4.018	ORSAW
4-30	S-3	9066	4.217	Vine/
4-30	S-3	9066	6.131	Miller
4-30	S-3	9066	4.585	ORSAW

## Marina Market Fuel Inventory Sheet

DATE	VEHICLE	DEPARTMENT	GALLONS	NAME
5-1	PU	9037	7.975 ✓	Kasaha
5-1	POOL	9065	10.725 ✓	Hannah
5-1	A-15	9037	26.352 ✓	Jimmy R
5-1	Wplander	9065	12.651 ✓	Julia Oliver
5-1	U-3	9090	20.516 ✓	Jody B.
5-1	POA	9065	14.003 ✓	Danny Holt
5-1	S-3	9066	5.404 ✓	WOOTEN
5-1	S-1	9066	4.455 ✓	Sanku
5-1	S-3	9066	4.406 ✓	Jim #9
5-1	S-3	9066	5.635 ✓	Brosser
5-2	Toddler w/line	9090	25.335 ✓	Jared
5-2	S-3	9066	4.283 ✓	Peteron
5-2	Boat Rental 211	9040	4.193 ✓	Andy Siz
5-2	S-3	9066	9.374 ✓	K. McRELAND

9037  
34.327  
✓
     
 9065     9066     9090  
 37.379   33.561   45.851

## Marina Market Fuel Inventory Sheet

DATE	VEHICLE	DEPARTMENT	GALLONS	NAME
5/3	Boat Rental 191	9040	2.426 ✓	Phy Suz
5-3	S-3	9066	4.981 ✓	WOOTEN
5-3	S-1	9066	7.344 ✓	Scudder
5-3	S-3	9066	4.846 ✓	Miller
5-3	S-3	9066	4.729 ✓	BRADLEY
5-4	S-3	9066	4.000 ✓	Peterson
5-4	S-1	9066	1.48 ✓	TARD
5-4	S-3	9066	6.992 ✓	MORELAND
5/5	A-14	9022	25.809 ✓	Phy Suz
5/5	POA	9065	15.729 ✓	Lance
5/5	U-1	9090	18.590 ✓	Todd
5/5	U-3	9090	5.936 ✓	Clovis
5/5	U-3	9090	17.814 ✓	Jerry W.
5/5	POA	9065	23.599 ✓	Randy
5/5	POA	9065	13.000 ✓	Dannig
5/5	POOL	9065	2.550 ✓	Laurin
5/5	POA	9065	23.101 ✓	Jimmy T
5/5	S-3	9066	6.514 ✓	WOOTEN
5/5	S-3	9066	5.135 ✓	MERRITT
5/6	S-3	9066	4.013 ✓	ARBAW
5-6	S-3	9066	4.711 ✓	Peterson
5-6	U-8	9090	26.710 ✓	JENSEN
5-6	S-3	9066	4.730 ✓	Miller
5-6	S-3	9066	5.194 ✓	MORELAND
5-7	S-3	9066	3.250 ✓	VINCEN
5-7	S-3	9066	5.941 ✓	Jim #9

9022  
25.809  
✓

9065  
77.985  
-

9066  
13.578

9090  
66.05

## Marina Market Fuel Inventory Sheet

DATE	VEHICLE	DEPARTMENT	GALLONS	NAME
5-8	S-3	• 9066	7.014 ✓	ORBAN
5-8	POA	• 9065	15.169 ✓	Lance
5-8	U-1	• 9090	22.032 ✓	Todd
5-8	POOL	• 9065	21.919 ✓	Jaylon
5-8	VAN	• 9037	27.852 ✓	Devin
5/8	A-15	• 9037	17.411 ✓	Jimmy Ray
5/8	U-3	• 9090	15.871 ✓	Terry
5/8	HR	• 9037	8.997 ✓	Carli
5/8	U-4	• 9090	8.903 ✓	Clouis
5/8	PU	• 9037	9.357 ✓	Kascha
5/8	POA	• 9065	20.002 ✓	Holt Larry
5/8	21' Boat Rental	9045 DOCK	9.997 ✓	At Sea
5-8	S-3	• 9066	3.831 ✓	WOOTEN
5-8	S-3	• IM Guessin	3.943 ✓	MILLER
5-9	S-3	• this says	4.749 ✓	ORBAN
5-9	S-3	• 3.756 →	3.256 ✓	Vineyard
5/29	S-3	• 9066	7.291 ✓	Berry
5-12	R-1	• 9068	26.076 ✓	Terry Oliver
5-12	U-3	• 9090	3.402 ✓	Sody B.
5-12	POOL	• 9065	10.201 ✓	Blainie
5-12	U-4	• 9090	11.144 ✓	Terry W
5-12	POA	• 9065	20.764 ✓	Jimmy T
5-12	A-14	9022	14.857 ✓	Rusty
5-12	POOL	• 9065	15.573 ✓	Ismael

9022  
14.887 ✓

9037  
63.681 ✓

9065  
103.63

9066  
30.584

9068  
26.078 ✓

9090  
61.352

## Marina Market Fuel Inventory Sheet

DATE	VEHICLE	DEPARTMENT	GALLONS	NAME
5-12	VAN	• 9037	5.805 ✓	Linda
5-12	LI-1	• 9090	15.387 ✓	Todd
5-12	S-3	• 9066	9.193 ✓	Kay Petus
5-12	S-3	• 9066	<del>5.250 ✓</del>	<del>MARLEY</del>
5-13	S-3	• 9066	5.815 ✓	Wooten
5-13	S-F	• 9066	11.660 ✓	Samir
5-13	S-3	• 9066	5.177 ✓	Miller
5-13	S-3	• 9066	4.652 ✓	MARLANZ
5-14	S-3	• 9066	4.441 ✓	Peter F II
5-14	S-3	• 9066	5.328 ✓	<del>MARLEY</del>
5-14	S-3	• 9066	4.532 ✓	ORBA
5-15	LI-1	• 9090	28.588 ✓	Todd
5-15	VAN	• 9037	26.653 ✓	LeEllen
5-15	POA	• 9065	7.188 ✓	Lance
5-15	HHR	• 9037	7.389 ✓	Candi
5-15	A-15	• 9037	23.475 ✓	Jimmy Ray
5-15	LI-4	• 9090	21.883 ✓	Semy
5-15	POA	• 9065	13.500 ✓	Danny Hitt
5-15	DU	• 9037	6.256 ✓	Kascha
5-15	S-3	• 9066	5.022 ✓	<del>MARLEY</del>
5-16	S-3	• 9066	12.190 ✓	<del>Peter F II</del>
5-16	S-3	• 9066	4.330 ✓	CARRAN
5-16	Boat Rental	9046	2.97 ✓	Vineyard
5-16	S-3	• 9066	5.346 ✓	Lance
				MILLER

9037  
 69.578  
 ✓

9065	9066	9090
20.688	85.936	65.858



## Marina Market Fuel Inventory Sheet

DATE	VEHICLE	DEPARTMENT	GALLONS	NAME
5-20	S-3	<del>9066</del>	16.915 ✓	Wooten
5-20	A-4	9090	20.750 ✓	Serry W.
5-20	R-1	9068	24.595 ✓	Terry oliver
5-20	POA	<del>9066</del>	17.407 ✓	Lance
5-20	<del>POA</del> U-1	9090	8.896 ✓	Serry W.
5-20	POA	<del>9066</del>	18.002 ✓	Danny Holt
5-20	Personal Veh	9090	28.259 ✓	Bliss
<del>5-20</del>	<del>S-3</del>	<del>9066</del>	<del>5.750 ✓</del>	<del>Merritt E</del>
5-21	S-3	<del>9066</del>	8.043 ✓	Peterson #11
5-21	S-1	<del>9066</del>	5.636 ✓	Tara M.
5-21	SS	<del>9066</del>	5.214 ✓	Jim #9
5-21	S-3	<del>9066</del>	4.768 ✓	MORELAND
5-22	U-1	9090	14.645 ✓	Todd
5-22	U-3	9090	7.741 ✓	Sody
5-22	A-14	9022	21.405 ✓	Rusty Soesz
5-22	HAR	<del>9037</del>	6.903 ✓	Cardi
5-22	VAN	<del>9037</del>	1.015 ✓	Linda
5-22	POA	<del>9037</del>	10.864 ✓	Lance
5-22	A-15	<del>9037</del>	15.331 ✓	Jimmy Ray
5-22	VAN	<del>9037</del>	21.335 ✓	Deven C.
5-22	PU	<del>9037</del>	9.216 ✓	Kascha
5-22	VAN	<del>9037</del>	8.466 ✓	Linda
5-22	Pool	<del>9037</del>	14.310 ✓	Salynd
5-22	S-3	<del>9066</del>	3.640 ✓	Tara
5/22	Boat Rental	9040	1,271 ✓	Rusty
5/22	S-3	<del>9066</del>	5,082 ✓	Merritt #10

## Marina Market Fuel Inventory Sheet

DATE	VEHICLE	DEPARTMENT	GALLONS	NAME
5-22	S-3	<del>9046</del>	4.426 ✓	Alan R. Hill/12
5-23-15	S-3	<del>9066</del>	3.998 ✓	Peterson #11
5-23-15	Boat Rental	9040	3.913 ✓	Sander
5-23	Boat Rental	9040	10.652 ✓	Tout
5-24	P.O. car	Pa. of CASH per	7.580 ✓	Saut
		Fuel price 20 <sup>00</sup> / gal 19.78		want of gas -
5-24	S-3	<del>9046</del>	5.390 ✓	Wooden Vineyard
5-24	Boat	9040	8.035 ✓	Jim #9
5-25	S-3	<del>9046</del>	13.031 ✓	Waters

# MARINA MARKET FUEL INVENTORY

Period 6

May 25-June 28 2015

COST OF FUEL \$

\$2.39
--------

**TANK 1**

**INVENTORY**

UNLEADED IN GALLONS

BEGIN READING	PURCHASES	ENDING READING	TOTAL GALLONS PUMPED:
1,410	5,815	5,261	1,964

**TANK 2**

**INVENTORY**

UNLEADED IN GALLONS

BEGIN READING	PURCHASES	ENDING READING	TOTAL GALLONS PUMPED:
2,069	-1,805	154	110

TOTAL INVENTORY GALLONS

3,479	4,010	5,415
-------	-------	-------

ENDING INVENTORY \$

\$12,926.38
-------------

BEGINNING INVENTORY \$

\$8,304.87
------------

**TOTAL GALLONS PUMPED**

2,074
-------

**PRICE / GALLON**

\$2.39
--------

**COST OF SALES**

\$ 4,950.93
-------------

**SALES / TRANSFERS**

MARINA MARKET GAS

MARINA DOCK GAS

INTERCOMPANY (TRANSFERS)

TOTAL

GALLONS		PRICE			TOTAL
0	X	\$ 2.609	=	\$	-
15	X	\$ 3.709	=	\$	55.32
1,926	X	\$ 2.387	=	\$	4,597.50
1,941				\$	4,652.82

UNACCOUNTED FOR FUEL

133.14
--------

**Not on transfer log**

We are having tank #2 checked for a leak. we lost a lot of gas from #2 on June 9.

\$2.65

**Per 11 cost**

\$2.65

**Per 12 cost**

\$2.05

**Per 1 2015 cost**

\$2.05

**Per 2 2015 cost**

\$2.20

**Per 3 2015 cost**

0

**Per 4 2015 cost**

\$2.46

**Per 5 2015 Cost**

\$2.65

**Per 6 2015 Cost**

\$2.39 Average

# White Bluff - Marina Market - Breakout

Period End Date 5/24/2015

Prepared by: LINDSAY FULFORD

				AVERAGE		
FUEL INVENTORY XFER (ONLY!)				GAL	COST	AMOUNT
	8070-0000	9022	BUILDING MAINT	101.17	2.387	241.50
	8070-0000	9025	LAND SALES	-	2.387	-
	8070-0000	9037	HOTEL	373.49	2.387	891.57
	8075-0000	9045	MARINA MARKET	14.92	2.387	35.60
	8070-0000	9051	TROPHY GRILLE	6.67	2.387	15.92
	8070-0000	9055	LIGHTHOUSE	6.67	2.387	15.92
WBP	8070-0000	9065	POA GM MAINT	372.99	2.387	890.39
WBP	8070-0000	9066	SECURITY	519.16	2.387	1,239.32
WBP	8070-0000	9068	ROAD MAINT	100.57	2.387	240.07
WBP	8070-0000	9070	POA GC MAINT	-	2.387	-
DDU	8070-0000	9090	UTILITY	279.70	2.387	667.70 ✓
DDU	8070-0000	9091	UTILITY	150.61	2.387	359.53 ✓
				1,925.94		4,597.50

DATE	9022	9025	9037	9045	9051 / 9055	9065	9066	9068	9070	9090 / 9091
5/25/2015				2.698			13.031			
5/27/2015			10.425			12.422	12.957	13.346		14.086
						18.901	5.282			6.707
5/28/2015							10.999			
							5.634			
							6.898			
5/29/2015	21.308		13.408			10.114	8.630			19.185
			8.757			7.052	8.632			10.834
			7.083							
5/30/2015							3.478			
5/31/2015							15.251			
							2.915			
							15.427			
							4.323			24.001
6/1/2015			20.690			20.535	10.483			12.037
			20.506			10.895	6.240			5.635
			17.129				11.619			
6/3/2015							5.941			
							5.029			
							11.918			
							4.792			
6/4/2015							8.522			
6/5/2015			13.811			17.457		23.820		19.355
			8.371			10.116				15.738
			17.511							11.156
			7.175							
6/6/2015							9.635			
							5.225			
							10.758			
6/7/2015							3.865			25.130
							5.971			
							6.621			
6/8/2015							7.874			
							4.700			
6/9/2015	18.854		13.447			12.524	10.612			19.681
						14.358	4.974			13.613
						18.000				
6/10/2015						16.052				
6/12/2015	16.257		7.238			18.537	17.746	24.531		17.035
			28.460		13.338		5.757			
			11.627							
6/13/2015							12.084			
							17.748			
6/14/2015							13.667			
6/15/2015							14.910			
6/16/2015	22.569		13.070			15.937	12.583			15.483
			21.192			22.402				13.255
			12.458			12.094				10.308
										22.337
6/19/2015			19.663			15.331	7.880	16.626		20.127
			22.421			13.416	19.860			18.193
			8.472			11.575				21.924
6/20/2015							12.870			
							4.484			
6/21/2015							14.587			
							9.692			
6/22/2015							5.361			

6/23/2015			18.384			20.139	5.995	9.974			13.935
						15.327					8.834
											17.830
											14.273
6/24/2015								18.059			
6/26/2015								12.648			
								21.081			
6/26/2015	22.177		26.830	12.217		11.915			22.243		13.096
			16.659			9.855					19.164
			8.701			18.037					
						20.001					7.363
6/27/2015								16.110			
								4.314			
6/28/2015								9.621			
								3.897			
<b>GALLONS</b>	<b>101.165</b>	<b>0.000</b>	<b>373.488</b>	<b>14.915</b>	<b>13.338</b>	<b>372.992</b>	<b>519.164</b>	<b>100.566</b>	<b>0.000</b>	<b>430.315</b>	<b>1925.94</b>
<b>PRICE/GAL</b>	<b>2.387</b>	<b>2.387</b>	<b>2.387</b>	<b>2.387</b>	<b>2.387</b>	<b>2.387</b>	<b>2.387</b>	<b>2.387</b>	<b>2.387</b>	<b>2.387</b>	<b>2.387</b>
<b>TOTAL</b>	<b>\$ 241.50</b>	<b>\$ -</b>	<b>\$ 891.57</b>	<b>\$ 35.60</b>	<b>\$ 31.84</b>	<b>\$ 890.39</b>	<b>\$ 1,239.32</b>	<b>\$ 240.07</b>	<b>\$ -</b>	<b>\$ 1,027.22</b>	<b>\$ 4,597.50</b>

W-009.10  
 17-3054.53

## Marina Market Fuel Inventory Sheet

DATE	VEHICLE	DEPARTMENT	GALLONS	NAME
5-22	S-3	9066	4.426	Alan R Hill/12
5-23-15	S-3	9066	3.998	Peterson #11
5-23-15	Boat Rental	9040	3.913	Sant
5-23	Boat Rental	9040	10.652	Sant
5-24	P.O. car	Pass. car + per	7.550	Sant
		Frnd. paid 20 <sup>00</sup> / for "1978 w. aft of gas-wooden vineyard		
5-24	S-3	9066	15.390	Jim #9
5-24	Boat	9040	8.035	Witten
5-25	S-3	9066	13.031	Phil Sy
5/25	Boat Rental	9040	2.698	Jerry W.
5/27	U-3	9090	14.086	Jerry Volme
5/27	R-1	9068	13.346	Hannah
5/27	Pool	9065	12.482	Clara
5/27	U-4	9090	6.707	Glorie
5/27	Uplander	9037	10.425	Lance
5/27	PVA	9065	18.901	MERRILL
5-27	S-3	9066	12.957	Sant
5-27	S-1	9066	5.282	Peterson
5-28	S-3	9066	10.999	Berry #3
5/28	S-3	9040	5.634	Lev. car
5/28	S-3	9066	6.898	

## Marina Market Fuel Inventory Sheet

DATE	VEHICLE	DEPARTMENT	GALLONS	NAME
5/29	A-14	9022	21.308	Paul
5/29	VAN	9037	13.408	Linda Colmenari
5/29	U-14	9090	19.131	A. BLESSE
5/29	U-3	9090	10.874	Jay
5/29	Truck	9005	10.114	Tomer Tents
5/29	4	9037	8.757	Mark Weimer
5/29	Uplander	9037	7.003	A. Smith
5/29	Truck	9005	7.052	Daniel Pitt
5/29	S-3	9066	45.150	MERETT
5-29	S-3	9066	8.632 (22.50)	MOREAU
5-30	S-3	1066	3.478	Peterson
5-31	S-3	9066	12.251	Vineyard
5-31	S-3	9066	3.915	MERETT
-31	S-3	9066	4.323	Grady
6/1	S-1	9066	15.427	Berry #3
-	S-3	9066	10.483	Jim #4
6-1	U-101	9090	24.001	A. BLESSE
6-1	U-3	9090	12.077	Jay
6-1	Van	9037	20.691	Richard
6-1	Truck	9005	20.535	Tomer Tents
6-1	U-4	9090	5.035	Chris Williams
6/1	Truck	9005	10.595	Tomer Tents
-	U-15	9037	20.500	A. B
6/1	Truck/Trailer	9037	17.124	A. B
-2	S-3	9066	6.24	J. Miller



## Marina Market Fuel Inventory Sheet

DATE	VEHICLE	DEPARTMENT	GALLONS	NAME
5/3	S-3	9066	5.941	Simon #13
5/3	S-3	9066	5.629	Jim #1
6/4	S-1	9066	11.915	Samuel #2
6/4	S-3	9066	4.752	Samuel #2
6-4	S-3	9066	8.522	BRADLEY
6-5	S-3	9066	<del>11.419</del> 19.351	<del>BRADLEY</del> BRADLEY
6-5	A-15	9077	13.511	<del>BRADLEY</del>
6-5	Truck	9065	17.457	Ronald Penta
6-7	R-1	9065	23.820	Tommy
6/8	11/11	9077	8.371	Smith
6/15	Van 2	9037	17.511	Linda Colmore
6/15	-3	9066	15.738	John
<del>6/15</del>	<del>4-4</del>	<del>9077</del>	<del>19.355</del>	<del>BRADLEY</del>
6/15	4-4	9077	7.175	MAXIMILIAN
6/11	U-4	9066	11.156	Clara Miller
6/15	Truck - Paul	9065	10.116	Tommy Markow
6/16	S-1	9066	4.635	Simon #2
6/16	S-3	9066	5.225	WILSON
6-6	S-3	9066	10.158	Jim #9
6-7	S-3	9066	3.865	Peterson
6-7	Van	9066	25.130	Gold
6-7	S-3	9066	5.711	737
6-7	S-3	9066	6.621	Hell
6-8	S-1	9066	11.874	Wester
6-8	S-1	9066	4.700	Merrill

## Marina Market Fuel Inventory Sheet

DATE	VEHICLE	DEPARTMENT	GALLONS	NAME
6/9	A-14	9022	16.254	Alty Luz
6/9	Pool Truck	9005	12.524	JIMMY MANKOWS
6/9	Fed 150	9001	14.758	Tom Penick
6/9	A-4	9090	19.611	J. [Signature]
6/9	Truck	9090	13.213	Jacob [Signature]
6/9	VAN	9037	13.447	Devin [Signature]
6/9	Truck	9005	18.000	Sam [Signature]
6/9	S-3	9066	10.612	[Signature]
6/9	S-3	9066	7.774	[Signature]
6/10	Pool Truck	9005	16.052	JIMMY MANKOWS
6/12	S-3	9066	17.746	Wester
6-12	VAN	9037	7.238	[Signature]
6-12	Rent S.	9022	10.257	Alty Luz
6-12	Truck	9005	18.537	Tom Penick
6-12	U-3	9090	17.035	[Signature]
6-12	Uplander	9022	13.338	[Signature]
6-12	R-1	9005	24.531	[Signature]
6-12	A-15	9037	28.460	[Signature]
6-12	4	9037	11.627	WASHBURN
6-12	S-3	9066	5.757	Duck
6/13	S-1	9000	12.034	Sander
6/13	S-3	9066	17.748	Sam/Patrick
6/14	S-3	9066	13.667	[Signature]
6/15	S-3	9066	14.910	MERRILL

## Marina Market Fuel Inventory Sheet

DATE	VEHICLE	DEPARTMENT	GALLONS	NAME
6/16	U-3	9090	15.483	J. BLENDEE
	A-14	9090	13.255	<del>James</del>
	U-4	9090	10.308	Chris Walkman
	A-14	9022	22.969	Steve Swag
	Food Truck	9065	15.937	JULYAN M. M. M. M. M.
	Food Truck	9065	22.402	James Trubetko
	U-1	9090	22.337	Joshua K. K. K.
	Ford Truck	9065	12.094	Rene Perito
	Van 3	9037	13.07	Uma Colmerero
	Van 2	9037	21.192	Devin Lopez
	Van 1	9037	12.458	Miriam Kim
U16/11	S-3	9066	12.583	Worten
<del>6/18</del>		<del>9090</del>		<del>John</del>
6/19	S-1	9066	7.880 ✓	Sandee
6/19	S-3	9066	19.860	Worten
6/19	TRUCK D	9090	20.127	Dillon
6/19	U-3	9090	18.193	J. BLENDEE
6/19	U-4	9090	21.924	<del>John</del>
6/19	A-15	9037	19.663	<del>John</del>
6/19	R-1	9068	16.620	Tony Ch
6/19	VAN	9037	22.421	Jul Williams
6/19	HHR	9037	8.472	John Smith
6/19	TRUCK	9065	15.331	Rene Perito
6/19	TRUCK	9065	13.416	Ryan Lopez
6/19	Food Truck	9065	11.575	John A. M.
6-20	S-3	9066	12.870	BRADLEY

## Marina Market Fuel Inventory Sheet

DATE	VEHICLE	DEPARTMENT	GALLONS	NAME
6/21/15	S-3	9066	11.424	Vineyard
6/21	S-3	9066	14.587	WOOTEN
6-21	S-3	9066	9.692	BRADLEY
6/22	S-3	9066	5.361	Vineyard
6/22	S-3	9066	5.915	BRADLEY
6/23	U-3	9090	13.935	J. BLEDSOE
6/23	F150	9065	20.159	A - Thompson
6/23	U-4	9090	20.139	8.934 Chris W
6/23	U-2	9090	17.830	J. Bledsoe
6/23	U-1	9090	14.223	Dick Dilworth
6/23	pool truck	9065	15.327	JALYN MARKOWSK
6/23	Van 3	9037	18.384	Dennis Cochrane
6/23	S-3	9066	9.974	
6/24	S-3	9066	18.059	M. LLEN
6/20/15	S-1	9066	12.648	Farratt
6/20/15	S-3	9066	21.081	Vineyard
6/26/15	21' Boat.	9040	12.217	Atkins
6/26	F150	9065	11.915	Carrales
6/26	U1	9090	13,096	Dilworth
6/26	U3	9090	14,164	J. Bledsoe
6/26	Hott	9065	20.001	Danny Heitt
6/26	Pool Truck	9065	9,855	Hannah Chesko
6/26	A15	9037	26,830	Jimmy Ray
6/26	A-14	9022	29,177	Kusty Suelz
6/26	U-4	9090	11,363	Clovis Willheim
6/26	R-1	9066	22,243	Terry Oliver

## Marina Market Fuel Inventory Sheet

DATE	VEHICLE	DEPARTMENT	GALLONS	NAME
6/24/15	P-31	9065	18.031	Joshy Munoz
6/24	H-4	9065	15.659	Natasha Martinez
6/26	Wplander	9037	3.11	Shari Snow
6/27	S-3	9066	16.110 ✓	Wooten
6/27	S-3	9066	4.314 ✓	Wooten
6/22	S-3	9066	7.621 ✓	Sim #9
6/28	S-3	9066	3.897	Vineyard #10
3				

# MARINA MARKET FUEL INVENTORY

Period 7

June 29 2015 to July 26 2015

COST OF FUEL \$

\$2.39
--------

**TANK 1**

**INVENTORY**

UNLEADED IN GALLONS

BEGIN READING	PURCHASES	ENDING READING	TOTAL GALLONS PUMPED:
5,261	0	3,410	1,851

**TANK 2**

**INVENTORY**

UNLEADED IN GALLONS

BEGIN READING	PURCHASES	ENDING READING	TOTAL GALLONS PUMPED:
154	0	154	0

TOTAL INVENTORY GALLONS

5,415	0	3,564
-------	---	-------

ENDING INVENTORY \$

\$8,507.78
------------

BEGINNING INVENTORY \$

\$12,926.38
-------------

TOTAL GALLONS PUMPED

1,851
-------

PRICE / GALLON

\$2.39
--------

COST OF SALES

\$ 4,418.60
-------------

**SALES / TRANSFERS**

MARINA MARKET GAS

MARINA DOCK GAS

INTERCOMPANY (TRANSFERS)

TOTAL

GALLONS		PRICE		TOTAL
40	X	\$ 2.609	=	\$ 104.41
0	X	\$ 3.709	=	\$ -
1,811	X	\$ 2.387	=	\$ 4,323.72
1,851				\$ 4,428.13

UNACCOUNTED FOR FUEL

-0.27
-------

Not on transfer log

- \$2.65 Per 11 cost
- \$2.65 Per 12 cost
- \$2.05 Per 1 2015 cost
- \$2.05 Per 2 2015 cost
- \$2.20 Per 3 2015 cost
- \$0.00 Per 4 2015 cost
- \$2.46 Per 5 2015 Cost
- \$2.65 Per 6 2015 Cost
- \$0.00 Per 7-2015 Cost

# White Bluff - Marina Market - Breakout

Period End Date **5/24/2015**

Prepared by: FGM

FUEL INVENTORY XFER (ONLY!)				AVERAGE		
				GAL	COST	AMOUNT
	8070-0000	9022	BUILDING MAINT	98.57	2.387	235.29
	8070-0000	9025	LAND SALES	-	2.387	-
	8070-0000	9037	HOTEL	310.22	2.387	740.53
	8075-0000	9045	MARINA MARKET	114.62	2.387	273.60
	8070-0000	9051	TROPHY GRILLE	-	2.387	-
	8070-0000	9055	LIGHTHOUSE	-	2.387	-
WBP	8070-0000	9065	POA GM MAINT	413.19	2.387	986.34
WBP	8070-0000	9066	SECURITY	467.98	2.387	1,117.12
WBP	8070-0000	9068	ROAD MAINT	65.39	2.387	156.09
WBP	8070-0000	9070	POA GC MAINT	-	2.387	-
DDU	8070-0000	9090	UTILITY	221.85	2.387	529.58 ✓
DDU	8070-0000	9091	UTILITY	119.46	2.387	285.16 ✓
				1,811.25		4,323.72

DATE	9022	9025	9037	9045	9051 / 9055	9065	9066	9068	9070	9090 / 9091
6/29/2015							25.709			
6/30/2015						85.222	13.126	9.581		38.669
7/1/2015							19.163			
							8.873			
7/2/2015			11.064							
			24.710							
7/3/2015	26.248		23.958	18.782		16.171	19.337			19.230
			6.506	11.212		13.745	1.676			23.059
						14.947				7.037
						16.238				16.396
						16.000				
7/4/2015							19.275			
7/5/2015			18.014	9.121			12.361			
7/6/2015							11.498			
							18.784			
7/7/2015			1.719			19.856	11.609	22.422		28.646
			10.036			12.859				3.582
										11.923
7/8/2015	19.482						19.682			
7/9/2015							15.332			
7/10/2015			23.765			11.500				19.888
			14.181			20.699				
			26.639			10.526	14.851	13.222		9.813
			9.512	13.518						20.903
			11.699	4.505						
7/11/2015							16.288			
7/12/2015							11.500			
							11.499			
7/13/2015							16.099			
7/14/2015	12.261		12.355			13.379				16.683
						22.780				17.035
							15.713			
						16.75				
7/15/2015			26.264			14.844	14.487			
7/16/2015							20.286			19.48
7/17/2015						20.499				
7/18/2015			12.232	8.798		12.685	13.031			
			15.442							
			8.510							
7/19/2015							14.564			
7/20/2015							14.564			
7/21/2015	25.704		12.180			18.805	21.150	20.162		11.677
			20.240							21.291
										14.103
7/21/2015							8.107			
							15.716			
7/24/2015	14.871		7.580	14.394		17.175				17.033
			13.610			16.776				
				18.508		21.734	12.916			24.854
							8.541			
7/25/2015							7.665			
							3.604			
7/26/2015				15.778			21.382			
7/27/2015							9.587			



GALLONS	98.566	0.000	310.216	114.616	0.000	413.190	467.975	65.387	0.000	341.302	1811.25
PRICE/GAL	2.387	2.387	2.387	2.387	2.387	2.387	2.387	2.387	2.387	2.387	2.387
TOTAL	\$ 235.29	\$ -	\$ 740.53	\$ 273.60	\$ -	\$ 986.34	\$ 1,117.12	\$ 156.09	\$ -	\$ 814.74	\$ 4,323.72

W-539.98  
 9-785.16

need 29+30  
june

Marina Market Fuel Inventory Sheet

DATE	VEHICLE	DEPARTMENT	GALLONS	NAME
7-1	S-3	9064	19.1163	WOOTEN
7-1	S-3	9066	8.873	Jim #8
7-2	HHR	9037	11.064	Smith
7-2	Van 3	9037	24.710	Dennis Curtis
7/3	Ford	9065	16.171	Jimmy Tamborello
7/3	U1	9090	19.230	Leslie Lewis
7/3	P21	9065	13.745	Jody Murray
7/3	Landscape	9065	14.947	Ryan Reynolds
7/3	irrigation	9065	16.238	Ron Perito
7/3	S-3	9066	19.337	Alan P. Hill 7
7/3	Holt	9065	16.000	
7/3	A15	9037	23.958	
7/3	S-3	t. 676	1.676	
7/3	U3	7.03 9090	7.03 23.059	BIENSE
7/3	U4	9090	7.037	Chris Walker
7/3	U14	9090	16.396	
7/3	Uplander	9037	6.506	JMD
7/3	Boat Rentals 191	9040	18.782	Ruby Swartz
7/3	Boat Rentals 21	9040	11.212	Ruby Swartz
7/3	A-14	9022	26.248	Ruby Swartz
7/4	S 3	9066	19.275	Sarah
7/5	Boat Rentals 21	9040	9.121	Ruby Swartz
7/5	S3	9066	12.361	Vineyard #
7/5	Van 2	9037	18.014	Sarah Votaw
7/6	S-1	9066	11.498	Smith
7/14	S-3	9064	18.784	Wooten

Marina Market Fuel Inventory Sheet

July 2011

DATE	VEHICLE	DEPARTMENT	GALLONS	NAME
7/15	S3	9066	11.609	Vineyard
7/17	F150	9065	19.856	Ryan Gonzalez
7/17	V3	9090	20.646	J. Bledsoe
7/17	Van3	9037	1.719	L. Coomerc
7/17	Van3	9037	10.036	L. Coomerc
7/17	R1	9068	22.472	T. Oliver
7/17	V4	9090	3.582	C. Williams
7/17	V2	9090	11.923	Jerry Whitcomb
7/17	F150	9065	12.859	Lance Ferezo
7/18	A-14	9022	19.482	Andy Sun
7/18	S-3	9066	19.482	Alan F. Hill
7/19	S-3	9066	15.332	WOTEN
7/10	Poc Truck	9065	11.500	Hannah Chester
7/10	P-21	9065	20.699	Jody Murray
7/10	U-2	9090	19.884	J. Williams
7/10	VAN	9037	23.765	J. Williams
7/10	POA/	9037	14.181	Ryan Gonzalez
7/10	A-15	9037	10.526 <sup>26</sup> <sub>639</sub>	
7/10	R-1	9068	13.222	J. Williams
7/10	Truck	9065	10.526	Ford Smith
7/10	U4	9090	9.813	Chris Williams
7/10	VAN	9037	9.512	Sarah Wotaw
7/10	Uplander	9037	11.699	C. Smith
7/10	U3	9090	20.903	WILLIAMS
7/10	S-3	9066	14.851	Alan F
7/10	21' Boat	9040	13.518	Andy Sun

## Marina Market Fuel Inventory Sheet

DATE	VEHICLE	DEPARTMENT	GALLONS	NAME
7/18	S-3	9066	13.031	WOODEN
7/18	UHR	9037	12.232	C Smith
7/18	van 1	9037	15.442	Sarah Vojan
7/18	Uplander	9037	8.510	Ahan Ansu
7/18	Pool truck	9065	12.685	Ju Vadamakowski
7/18	21' Boat <sup>Rentals</sup>	9040	8.798	Phil Swy
7/19	S-3	9066	14.564	WOODEN
7/20	S-3	9066	14.564	Vineyard
7/20	FTRUCK	9090	11.677	Jody Bledsoe
7/21	VAN 3	9037	12.180	Linda Bledsoe
7/21	U-3	9090	21.291	J Bledsoe
7/21	U-1	9090	14.103	Cheryl Gullett
7/21	TRUCK - PUMPING	9037? 9065	18.805	Lance Lewis
7/21	R-1	9068	20.102	Tim Di
7/21	9037 <sup>van 2</sup>	9037	20.240	Deyne Cook
7/21	A-14	9022	25.704	Phil Swy
7/21/15	S-3	9066	21.150	Berry
7/22/15	S-3	9066	8.107	Vineyard
7/23	S-3	9066	15.716	WOODEN
7/23	21' Boat <sup>Rentals</sup>	9040	14.394	Phil Swy
7/24	U-3	9090	17.033	Jody Bledsoe
7/24	HHR	9037	7.580	Candy Smith
7/24	A-14	9022	14.871	Kusty Kutz
7/24	Irrigation	9065	17.175	Lance Lewis
7/24	landscape	9065	16.776	Kyari Corzate
7/24	Van 1	9037	13.660	Devon Cookston

84.26

Marina Market Fuel Inventory Sheet

DATE	VEHICLE	DEPARTMENT	GALLONS	NAME
7/10	19' Boat	9040	4.505	Philly Suez
7/10	19' Boat	Molson	10.625	MILLER #11
7/11	Molson	Molson/5559	10.732	Sauer
7/11	S-3	9060	16.281	Phil 7
7/11	COAR		7.666	ALLEN, Cliff
7/11	Molson/Fuel	Molson #28.69	10.996 gal.	Mazzini
7/12	S-3	9060	11.500	Vineyard #3
7/12	S-3	9060	11.499	Mazzini #4
7/13	S-3	9066	16.099	Vineyard #3
7/14	Van 3	9037	12.353	Linda Colvemo
7/14	Landscaper	9065 34.91	13.377 side	Ryan Gonzalez
7/14	A14	9022	12.261	Musty Suez
7/14	F50	9065	22.780	Timmy Tamburro
7/14	U2	9090	13.683	Danny Keeton
7/14	U3	9090	7.035	Jody Bledsoe
7/14	S3	9066	15.713	Vineyard #3
7/14	H4	9065	16.750	Danny Hott
7/14	Pool Truck	9065	14.844	Jaymel Barbosa
7/15	S3	9066	14.487	Vineyard 3
7/15	H4	9037	26.264	Tristan Melina
7/16	S-3	9066	20.286	Wooten
7/16	61	9090	19.480	Leola Buford
7/17	Ford	9065	20.999 / 18.534	J. [Signature]

972  
 877  
 573  
 76 of 1275

### Marina Market Fuel Inventory Sheet

DATE	VEHICLE	DEPARTMENT	GALLONS	NAME
7/24/15	Pool Truck	9065	21.734	Hannah Christo
7/24/15	U-1	9090	24.854	Todd D'Luca
7/24/15	S-3	9066	12.916	Vineyard
7/24/15	19' Boat	9040	18.508	Alan Baker
7/24/15	S-3	9066	8.511	D. Sauer
7/25/15	S-3	9066	7.665	Wooten
7/25	S-3	9066	3.604	Wooten/Harris
7/26	19' boat	9040	15.778	Alan Baker
07/26	S-3	9066	21.322	Berry/Harris
07/27	S-3	9066	9.587	WOOTEN

# MARINA MARKET FUEL INVENTORY

Period 8

July 27 2015 to August 23 2015

COST OF FUEL \$

\$2.39
--------

**TANK 1**

**INVENTORY**

UNLEADED IN GALLONS

BEGIN READING	PURCHASES	ENDING READING	TOTAL GALLONS PUMPED:
3,410	0	1,179	2,231

**TANK 2**

**INVENTORY**

UNLEADED IN GALLONS

BEGIN READING	PURCHASES	ENDING READING	TOTAL GALLONS PUMPED:
154	0	154	0

TOTAL INVENTORY GALLONS

3,564	0	1,333
-------	---	-------

ENDING INVENTORY \$

\$3,182.06
------------

BEGINNING INVENTORY \$

\$8,507.78
------------

TOTAL GALLONS PUMPED

2,231
-------

PRICE / GALLON

\$2.39
--------

COST OF SALES

\$ 5,325.72
-------------

**SALES / TRANSFERS**

MARINA MARKET GAS

MARINA DOCK GAS

INTERCOMPANY (TRANSFERS)

TOTAL

GALLONS		PRICE			TOTAL
168	X	\$ 2.609	=	\$	439.58
0	X	\$ 3.709	=	\$	-
2,064	X	\$ 2.387	=	\$	4,926.96
2,232				\$	5,366.54

UNACCOUNTED FOR FUEL

-1.44
-------

Not on transfer log

- \$2.65 Per 11 cost
- \$2.65 Per 12 cost
- \$2.05 Per 1 2015 cost
- \$2.05 Per 2 2015 cost
- \$2.20 Per 3 2015 cost
- \$0.00 Per 4 2015 cost
- \$2.46 Per 5 2015 Cost
- \$2.65 Per 6 2015 Cost
- \$0.00 Per 7 & 8-2015 Cost
- \$2.39 Average

# White Bluff - Marina Market - Breakout

Period End Date 8/23/2015

Prepared by: FGM

				AVERAGE		
FUEL INVENTORY XFER (ONLY!)				GAL	COST	AMOUNT
	8070-0000	9022	BUILDING MAINT	55.96	2.387	133.57
	8070-0000	9025	LAND SALES	-	2.387	-
	8070-0000	9037	HOTEL	357.30	2.387	852.93
	8075-0000	9045	MARINA MARKET	213.41	2.387	509.45
	8070-0000	9051	TROPHY GRILLE	-	2.387	-
	8070-0000	9055	LIGHTHOUSE	-	2.387	-
WBP	8070-0000	9065	POA GM MAINT	555.63	2.387	1,326.37
WBP	8070-0000	9066	SECURITY	433.83	2.387	1,035.61
WBP	8070-0000	9068	ROAD MAINT	83.22	2.387	198.66
WBP	8070-0000	9070	POA GC MAINT	-	2.387	-
DDU	8070-0000	9090	UTILITY	236.99	2.387	565.73
DDU	8070-0000	9091	UTILITY	127.61	2.387	304.62
				2,063.96		4,926.96



DATE	9022	9025	9037	9045	9051 / 9055	9065	9066	9068	9070	9090 / 9091
7/24/2015										
7/25/2015										
7/26/2015										
7/27/2015							9.587			
7/28/2015	24.262		7.863 23.188			18.701 12.522 11.703 15.577 14.884	10.274 9.390	25.548		17.808 12.283 16.491
7/29/2015				14.290 19.047			10.701			
7/30/2015			26.898	8.257			11.449			15.098
7/31/2015						25.637				21.148
						11.628				10.187 26.592
			12.507 15.860 9.766 11.866 11.716 10.026 23.379 12.074	11.003 3.983		8.049	8.955			
8/1/2015				9.474			10.274 13.518	12.533		
8/2/2015				7.927 12.683			10.545 11.018			
8/3/2015							9.045			
8/4/2015			20.927							9.964
			7.81 13.176			12.236 17.132 10.061 14.239 11.685 26.784	12.802 15.067			16.816
8/5/2015							11.318			
8/6/2015						10.036 7.256				9.309
8/7/2015				21.705		10.456 19.184	5.823			
			6.489 9.175 9.909 7.439				11.817 13.382	25.487		8.367
8/9/2015				3.309		13.942 12.443 14.513	21.523 4.823			
				15.922 9.005 8.307			6.771			
8/10/2015							6.296 12.220 9.543			
8/11/2015						15.552 17.110 20.000 12.701				18.195 20.135
						11.157				9.748
	18.976									



## Marina Market Fuel Inventory Sheet

DATE	VEHICLE	DEPARTMENT	GALLONS	NAME
7/24/15	Pool Truck	9065	21.734	Hannah Christo
7/24/15	U-1	9090	24.854	Todd DeWright
7/24/15	S-3	9066	12.916	Vineyard
7/24/15	19' Boat	9040 ✓	18.508	Alan Barker
7/24/15	S-3	9066	8.541	D Sam
7/25/15	S-3	9066	7.665	Wooten
7/25	S-3	9066	3.604	WOOTEN/Harris
7/26	19' boat	9040 ✓	15.778	Alan Barker
07/26	S-3	9066 ✓	21.322	Berry/Harris
07/27	S-3	9066	9.587	WOOTEN
7-27	S-3	9066	11.118	Bradley
7-28	S-3	9066	10.274	Wooten
7/28	VAN 3	9037	7.863	Grady Quintero
7/28	A-15	9037	23.188	JJ
7/28	U-4	9090	17.808	FTSLEDGES
7/28	Irrigation	9085	11.703	Lowell Lewis
7/28	U-2	9090	12.293	D Keck
7/28	Holt	9085	18.701	Daniel C. Holt
7/28	Landscaper	9085	12.522	Ryan Gonzalez
7/28	A-14	9022	24.262	Bob Sw
7/28	B-21	9085	15.577	Andy Murray
7/28	Todd	9090	16.491	John DeWright
7/28	Pool	9065	14.884	Wooten
7/28	P-1	9068	25.548	Tony Co
7/28	S-2	9066	9.391	Berry #9
7/29	S-1	9066	10.701	Wooten

9.218

29.49

11.04

6.63

20.830

12.771

25.41

37.761

15.331

Marina Market Fuel Inventory Sheet

Aug - 2015

DATE	VEHICLE	DEPARTMENT	GALLONS	NAME
8-1-15	19' boat	9040	9.474	Stanley Baker
8-1-15	<sup>Resort</sup> Sea Loo	9040	7.927	Stanley Baker
8-1-15	S-3	9066	13.518	K. MORELAND #10
8-2-15	S-1	9066	10.545	P. WOOTEN
8-2-15	21' boat	9040	12.683	Stanley Baker
8/2/15	S-2	9066	11.018	Berry #9
8/3/15	S-1	9066	9.045	Hill #7
8/4/15	A-15	9037	20.927	[Signature]
8/4/15	Todd	9090	9.964	[Signature]
8/4/15	Pool	9037/65	12.236	[Signature]
8/4/15	Landscape	9065	17.132	Brian Gaylor
8/4/15	P-21	9065	10.061	[Signature]
8/4/15	Landscape	9065	14.239	[Signature]
8/4/15	VAN1	9037	77.810	Deven Coyle
8/4/15	J-T Truck	9065	11.685	[Signature]
8/4/15	VAN -	9037	13.176	[Signature]
8/4/15	U-3	9090	16.816	[Signature]
8-4	A-21	9065	26.784	[Signature]
8-4	S-2	9066	12.802	MUR/BERRY #
8-4	S-3	9066	15.067	BRADLEY #5
8-5	S-3	9066	11.318	MORELAND #10
8-6	U-4	9090	9.309	Clavis W.
8-6	A-16	9065	10.036	Stanley Baker
8-6	Pool Tank	9065	7.256	Katherine Small
8-6	landscape	9065	10.456	Nyan Corzack
8-6	S-3	9066	5.823	Vineyard #2

## Marina Market Fuel Inventory Sheet

DATE	VEHICLE	DEPARTMENT	GALLONS	NAME
8/11/15	Pool Tech	9065	17.110	Hannah Cheske
8/11	PGA	9065	20.000	Danny Hott
8/11	J-7	9065	12.701	Jimmy Tamborelli
8/11	U-2	9090	9.749	Danny Keeton
8/11	TRUCK	9065	11.157	Lance Pereto
8/11	A-14	9022	18.976	Kusty Suez
8-12	S-1	9066	7.730	WOODEN #10
8-12	A-16	9048	10.003	Stanley Baker
8-12	21'boat	9040	4.059	Stanley Baker
8-12	S-1	9066	7.528	WOODEN
8-12	S-2	9066	14.653	Harris #13
8-12	S-3	9066	9.308	Becker 5
8-14	Van 1	9037	11.980	Kascha Werner
8-14	Van 2	9037	11.526	Kascha Werner
8-14	AIS	9037	26.062	Dimmy Ray
8-14	U2	9090	14.558	Danny Keeton
8-14	A14	9022	12.717	Kusty Suez
8-14	landscape	9065	5.362	Ryan Gonzalez
8-14	HR	9037	8.017	C. Smith
8-14	Pool Tech	9065	10.222	Hannah W.
8-14	R1	9066	19.654	Terry Oliver
8-14	TRUCK	9065	19.497	Timmy Tamborelli
8-14	Lot Crew	9065	11.961	Josey Minor
8-14	TRUCK	9065	17.410	Lance Pereto
8-14	S2	9066	6.572	C. Vineyard
8-14	U1	9090	17.985	Todd Diwork
8-14	19'boat	9040	8.007	Stanley Baker

Marina Market Fuel Inventory Sheet

DATE	VEHICLE	DEPARTMENT	GALLONS	NAME
8/21	U-3	9090	18.493	BLESSOS
8/21	Landscape	90605	15.331	Bryan Gonzalez
8/21	U-2	9090	14.646	Guy
8/21	Todd	9090	14.867	Todd
8/21	A-15	9037	21.466	OR
8/21	V-2	9037	15.957	Krischa Werner
8/21	A-14	9065	23.939	Stacy
8/21	U-4	9090	6.337	Cloris Walling
8/21	Lots	9065	22.286	Stacy
8/21	Pool	9065	10.453	Mike
8/21	<del>U-3</del>	9037	15.007	Krischa Werner
8/21	S-3	9066	11.426	Sanders #2
8/21	S-2	9066	6.737	Sanders
8/22	no fuel			
8/23	no fuel			

## Marina Market Fuel Inventory Sheet

DATE	VEHICLE	DEPARTMENT	GALLONS	NAME
8-14	S-2	9066	7.748	metlarsis #13
8-15	21' boat	9040	12.693	Stanley Baker
8-15	S-1	9066	13.224	R. Cox
8-15	Red Sea Poo	9040	12.405	Stanley Baker
8-15	S-3	9066	14.815	Bradley #5
8-16	S-2	9066	6.517	Vineyard #3
8-16	21' boat	9040	10.834	Stanley Baker
8-16	19' boat	9040	10.501	Stanley Baker
8-16	S-2	9066	10.134	Wooten 6
8-17	S1	9066	3.46 GAL	Huel
8-17	S-2	9066	7.468	Mellie
8-18	UH	9090	7.454	Clavis Wilther
8-18	Van	9037	7.219	Linda Camero
8-18	U2	9090	11.923	Jerry Whitworth
8-18	Landscape	9065	16.481	Ryan Gonzalez
8-18	U1	9090	8.979	Todd Dijkworth
8-18	U3	9090	30.000	Jody Bedsoe
8-18	Pool Tech	9065	13.365	Hannah Cheske
8-18	Jimmy T.	9065	14.133	Lance Leveto
8-18	S-2	9066	9.386	Mary Berry #9
8-18	S-3	9066	14.521	Bradley 5
8-19	S-1	9066	13.416	Wooten 6
8-19	S-2	9066	5.550	Hanna 13
8-21	S-1	9066	13.415	Wooten

Marina Market Fuel Inventory Sheet

DATE	VEHICLE	DEPARTMENT	GALLONS	NAME
8-6-15	19' boat	9040	21.705	Stanley Baker
8-7-15	P 20	9065	19.184	W. Sun
8-7-15	HAR	9037	6.489	Colsmith
8-7-15	VAN 3	9037	9.175	Devin Coops
8-7-15	VAN 2	9037	9.909	Devin Coops
8-7-15	VAN	9037	7.439	Devin Coops
8-7-15	Truck	9065	14.513	J. [unclear]
8-7-15	P. 21	9065	12.443	Anthony [unclear]
8-7-15	Truck	9065	13.942	Tom [unclear]
8-7-15	U-2	9090	8.367	[unclear]
8-7-15	Truck-R-1	9068	25.487	Tyler [unclear]
8/7	Sea DOO	9040	3,309	W. Sun
8-7	S-3	9066	11.817	BRADLEY #5
8-8	S-1	9066	13.382	Wooten #6
8-8	S-2	9066	21.523	Sando
8-8	S-3	9066	4.823	BRADLEY 5
8-9	S-2	9066	6.771	Vineyard 3
8-9	Roomba 2	9040	15,922	Stanley Baker
8-9	Seadoo	9040	9.005	Stanley Baker
8-9	21' boat	9040	8.307	Stanley Baker
8-10	S-1	9066	11.296	Wooten #6
8-10	S-2	9066	12.220	M. Miller #11
8-10	S-3	9066	9.543	WORTHY 8
8-11	U-3	9090	18.195	Jody Bledsoe
8-11	U-1	9090	20.135	Todd Dilworth
8-11	landscape	9065	15.552	Ryan Gonzalez



## Marina Market Fuel Inventory Sheet

DATE	VEHICLE	DEPARTMENT	GALLONS	NAME
7-29	Boat Rental 21' boat	9040	14.290	Stanley Baker
7-29	19' boat	9040	19.047	Stanley Baker
7-30	Red/wht Seadoo	9040	8.257	Stanley Baker
7-30	S-2	9040	11.449	Monica Horn / Tim Miller
7-31	H-4	9037	26.898	Priscilla Molina
7-31	U-3	9090	15.098	J. BLEDSON
7-31	U-2	9090	21.148	J. BLEDSON
7-31	J.T.	9065	25.634	J. BLEDSON
7-31	U-4	9090	10.187	Chris Williams
7-31	irrigation	9065	11.628	Lance Lewis
7-31	Todd	9090	26.592	Todd Wilmore
7-31	21	9037	12.507	Blaine Thomas
7-31	Landscaping	9037	15.860	Ryan Gofjes
7-31	Uplander	9037	9.766	C. Smith
7-31	#1 VAN	9037	11.866	Demie Cook
7-31	#2 VAN	9037	11.716	Krischauer
7-31	Pool	9037	10.026	John W. Clark
7-31	VAN	9037	23.379	L. Williams
7-31	S-2	9066	8.955	Phil
7-31	POA	9065	8.049	Stanley Baker
7-31	Hotel	9037	12.074	J. BLEDSON
7-31	R-1	9068	12.533	Tim Miller
8-31	Sea Doo Rental	9040	11.003	Stanley Baker
8-31	Rental 21' boat	9040	8.983	Stanley Baker
8-31	S-2	9040	10.274	Monica Horn / Tim Miller

# MARINA MARKET FUEL INVENTORY

Period 9

August 24 2015 to September 27,2015

COST OF FUEL \$

\$2.34

## TANK 1

UNLEADED IN GALLONS

INVENTORY			
BEGIN READING	PURCHASES	ENDING READING	TOTAL GALLONS PUMPED:
1,179	3,398	2,469	2,108

## TANK 2

UNLEADED IN GALLONS

INVENTORY			
BEGIN READING	PURCHASES	ENDING READING	TOTAL GALLONS PUMPED:
154	2,569	1,778	945

TOTAL INVENTORY GALLONS

1,333

5,967

4,247

ENDING INVENTORY \$

\$9,932.67

BEGINNING INVENTORY \$

\$3,117.55

TOTAL GALLONS PUMPED

3,053

PRICE / GALLON

\$2.34

COST OF SALES

\$ 7,140.20

### SALES / TRANSFERS

MARINA MARKET GAS

MARINA DOCK GAS

INTERCOMPANY (TRANSFERS)

TOTAL

GALLONS		PRICE			TOTAL
745	X	\$ 3.382	=	\$	579.17
209	X	\$ 3.709	=	\$	774.83
2,065	X	\$ 2.339	=	\$	4,828.59
3,019				\$	6,182.59

UNACCOUNTED FOR FUEL

34.36

Not on transfer log

- \$2.65 Per 11 cost
- \$2.65 Per 12 cost
- \$2.05 Per 1 2015 cost
- \$2.05 Per 2 2015 cost
- \$2.20 Per 3 2015 cost
- \$0.00 Per 4 2015 cost
- \$2.46 Per 5 2015 Cost
- \$2.65 Per 6 2015 Cost
- \$0.00 Per 7 &8-2015 Cost
- \$2.00 Per 9 Cost

DATE	9022	9025	9037	9045	9051 / 9055	9065	9066	9068	9070	9090 / 9091	
8/25/2015	15.868		9.663			8.962	12.094	20.867		15.219	
	10.637		22.430			11.387	5.944	29.416		12.674	
	18.269		7.201			25.510	13.033			17.141	
8/27/2015	14.987		28.187			12.016	11.861			24.731	
	8.629		20.036			17.954	4.450			17.153	
	16.903		15.974			17.719	14.143			8.789	
waste from repair	50.000		8.898			16.966	6.133			10.660	
Leak est.	50.000		18.878			17.229	8.603			25.008	
			10.607			15.713	6.760			13.591	
			13.906			14.567	10.326			13.054	
			8.599			8.001	13.566			13.769	
			9.762			11.802	7.911			11.703	
			14.094			0.305	5.807			11.372	
			18.205			14.565	6.240			24.000	
			15.665			14.242	5.435			4.674	
			5.679			9.427	8.489			3.149	
			11.462			6.329	8.853			13.164	
			3.565			20.002	19.629			18.263	
			9.920			18.887	9.863			18.969	
			21.694			3.069	13.938			24.200	
			8.588			9.515	7.487			16.799	
			11.710			16.384	9.977			7.595	
			11.453			1.470	12.327			13.396	
			16.672			12.401	10.344			21.454	
			5.367			11.108	8.186			14.299	
			13.593			11.462	12.354			21.081	
			15.341			14.947	8.037			15.509	
			16.911			8.937	12.636			10.976	
			19.931			14.538	11.589				
			18.340			17.789	7.737				
			6.758			8.237	8.802				
			10.921			13.417	17.507				
			16.039			5.484	9.288				
						12.486	5.312				
						16.532	6.265				
						18.491	8.414				
						16.649	9.584				
						8.581	11.402				
							9.199				
							7.48				
							20.622				
							17.179				
							8.186				
							13.037				
							10.142				
							7.591				
							6.514				
							0.012				
GALLONS	185.293	0.000	446.049	0.000	0.000	483.080	470.288	50.283	0.000	429.611	2064.60
PRICE/GAL	2.339	2.339	2.339	2.339	2.339	2.339	2.339	2.339	2.339	2.339	
TOTAL	\$ 433.35	\$ -	\$ 1,043.20	\$ -	\$ -	\$ 1,129.80	\$ 1,099.89	\$ 117.60	\$ -	\$ 1,004.75	\$ 4,828.59

W 11/3/14  
S 7/31/14

# White Bluff - Marina Market - Breakout

Period End Date **9/27/2015**

Prepared by: FGM

FUEL INVENTORY XFER (ONLY!)				GAL	AVERAGE COST	AMOUNT
	8070-0000	9022	BUILDING MAINT	185.29	2.339	433.35
	8070-0000	9025	LAND SALES	-	2.339	-
	8070-0000	9037	HOTEL	446.05	2.339	1,043.20
	8075-0000	9045	MARINA MARKET	-	2.339	-
	8070-0000	9051	TROPHY GRILLE	-	2.339	-
	8070-0000	9055	LIGHTHOUSE	-	2.339	-
WBP	8070-0000	9065	POA GM MAINT	483.08	2.339	1,129.80
WBP	8070-0000	9066	SECURITY	470.29	2.339	1,099.89
WBP	8070-0000	9068	ROAD MAINT	50.28	2.339	117.60
WBP	8070-0000	9070	POA GC MAINT	-	2.339	-
DDU	8070-0000	9090	UTILITY	279.25	2.339	653.09
DDU	8070-0000	9091	UTILITY	150.36	2.339	351.66
				2,064.60		4,828.59

## Marina Market Fuel Inventory Sheet

DATE	VEHICLE	DEPARTMENT	GALLONS	NAME
8/21	U-3	9090	18.493	BLEDSE
8/21	Landscape	9037	15.331	Ryan Gofal
8/21	U-2	9090	14.646	Guy
8/21	Todd	9090	14.867	Todd Pulwood
8/21	A-15	9037	21.466	JR
8/21	V-2	9037	15.957	Krista Werner
8/21	A-14	9065	23.939	Stacy
8/21	U-4	9090	6.337	Claris Walker
8/21	LOTS	9065	22.286	Stacy
8/21	Pool	9065	10.453	Mike
8/21	UB	9037	15.007	Krista Werner
8/21	S-3	9066	11.426	Sandra #2
8/21	S-2	9066	6.737	Sandra
8/25	S-1	9066	12.094	Sandra
8/25	S-2	9066	5.944	Vinayak #3
8/25	VAN	9037	9.663	Linda Colman
8/25	Landscape	9065	8.962	Ryan Gofal
8/25	VAN	9037	22.430	William
8/25	9090/UB	9090	15.219	BLEDSE
8/25	U-2	9090	12.674	Guy
8/25	Todd	9090	17.141	Todd Pulwood
8/25	P-21	9065	11.387	Stacy
8/25	HR	9037	7.201	Linda Colman
8/25	Timmy	9065	25.510	Timmy
8/25	Uplander	9065	12.016	Al Panascok
8/25	HR 4	9037	28.187	Linda Colman

No gas sales 8/22, 23, 24 -

## Marina Market Fuel Inventory Sheet

DATE	VEHICLE	DEPARTMENT	GALLONS	NAME
8/25	A-14	9022	15.864	Pat Sun
8-25	S-3	9066	13.033	MORELAND TD
27	S 3	9066	14.861	Sandoz
8/28	S-1	9066	4.450	Wooden
8/28	U-3	9090	24.731	IBLESSEE
8/28	A-1	9037	20.034	Pat Sun
8/28	Landscape	9065	17.954	Ryan Baker
8/28	Van-1	9037	15.944	Wesley Baker
8/28	R-1	9068	20.867	Tommy
8/28	U-2	9090	17.153	Pat Sun
8/28	Ford	9065	17.719	Pat Sun
8/28	A-14	9022	10.637	Pat Sun
8/28	U-4	9090	8.789	Urrist Williams
8/28	Pool Tech	9065	16.966	Vineyard
8/29	S2	9066	14.143	Vineyard
8/29	S3	9066	6.133	Vineyard
8-29	Sea Doo	9045	14.779	Stanley Baker
8-29	21' boat	9045	6.729	Stanley Baker
8-30	S-2	9066	8.603	Wooden
8.30	19' boat	9045	13.462	Stanley Baker
8-30	S-2	9066	6.711	Harris
8-30	S-3	9066	10.326	MORELAND

## Marina Market Fuel Inventory Sheet

DATE	VEHICLE	DEPARTMENT	GALLONS	NAME
9/1/15	U-2	9090	10.660	<del>Guy</del>
9/1/15	U-3	9090	25.008	BLESSOE
9/1/15	Landscape	9065	17.229	Rene Peruto
9/1/15	" "	9065	15.713	Ryan Gozels
9/1/15	" "	9065	14.567	Jonathan Williams
9/1/15	Todd	9090	13.591	Jeddy Wood
9/1/15	A-15	9065	8.001	St. Suny
9/1/15	Pool	9037	8.898	Vick
9/1/15	J.T. Ford	9065	11.802	
9/1/15	J.T. Ford	9065	.305	A.F. / OR
9-15	S-2	9066	13.511	M. Banks
9-1	S-3	9066	2.911	K. Moreland
9-2	S-2	9066	5.807	Vineyard #3
9-3	S-2	9066	6.240	Walters
9-3	S-1	9066	5.435	Sencler
9-4/15	A 15	9037	18.879	Jimmy Ray
9-4/15	A 14	9022	18.269	Rusty Suez
9-4/15	Landscape	9065	14.565	Ryan Cooper
9-4/15	HR	9037	10.607	Candy Smith
9-4/15	Irrigation	9065	14.24	Rance Peruto
9-4/15	lots	9065	9.487	Jesse Munoz
9-4/15	Van 1	9037	13.906	Kascha Werner
9-4/15	UH	9090	13.054	Clovis Wilhelm
9-4/15	U2	9090	13.769	Jerry Whitworth
9-4/15	Pool Tech	9065	6.379	Sherrn Fox
9-4/15	S2	9066	8.489	Vineyard

DAVIS

Marina Market Fuel Inventory Sheet

p5

DATE	VEHICLE	DEPARTMENT	GALLONS	NAME
9/4/15	Danny Holt	9065	20.002	Danny Holt
9/4/15	J.T. Ford	9065	18.887	Jimmy Van
9/4/15	Van 2	9037	8.599	L. Comanc
9/4/15	Uplander	9037	9.762	Jeremiah
9-4-15	S-2	9066	8.853	Moreland
9-4-15	S-3	9066	19.629	MORELAND
9-5-15	SeaDoo	9045	3.067	J. Baker
9-5-15	21' boat	9045	12.512	J. Baker
9-5-15	S 1	9066	9.863	Senk
9-6-15	S 2	9066	10.930	Vineyard
9-6-15	19' boat	9045	3.651	J. Baker
9-6-15	21' boat	9045	12.502	J. Baker
9-6-15	19' boat	9045	6.210	J. Baker
9-6-15	SeaDoo	9045	13.776	J. Baker
9-6-15	21' boat	9045	9.654	J. Baker
9-6-15	S-2	9066	7.487	Moreland
9-6	S-3	9066	9.977	MORELAND
9-7-15	21' boat	9045	3.709	J. Baker
9-7-15	21' boat	9045	10.657	J. Baker
9-7-15	19' boat	9045	9.254	J. Baker
9-8-15	U. 9	9090	11.703	P. Kuto
9-8-15	Lowndes	9065	3.069	Rosen Grogales
9-8-15	Pool TEC	9037	14.091	V. H.
9/8/15	J.T	9065	9.515	
9/8/15	P. Surr	9065	16.384	John Surr
9/8/15	Todd	9090	11.372	Todd



Marina Market Fuel Inventory Sheet

p 5<sup>3</sup>

DATE	VEHICLE	DEPARTMENT	GALLONS	NAME
9-8	S-2	9066	12.327	M. Harris
9-8	S-3	9066	10.344	K. MORELAND
9-11	U-3	9090	24.00	J. BLEDSOE
9-11	A-15	9037	18.205	J. J.
9-11	Van 1	9037	15.065	Tha... ..
9-11	U-4	9090	4.674	Clarit W
9-11	U 4	9090	3.149	Clarit W
9-11	Landscape	9065	1.470	Ryan Gogale
9-11	Landscape	9065	12.401	Ryan Gogale
9-11	U-2	9090	10.976	J. J.
9-11	L.P.A-10	9065	11.108	Loretta...
9-11	A-16	9045	18.751	L. Baker
9-11	HHR	9037	5.679	C. Smith
9-11	Uplander	9037	11.462	M. J. ...
9-11	Lot	9065	11.462	J. J. ...
9-11	S-2	9006	13.042	J. Miller
9-12	S-2	9066	8.196	Viney...
9-12	21' boat	9045 Rental	2.405	L. Baker
9-12	Sea Doo	9045 Rental	8.744	L. Baker
9-12	19' boat	9045 SALES	9.498	L. Baker
9-12	21' boat	9045 Rental	5.996	L. Baker
9-12	S-2	9066	12.354	K. MORELAND
9-13	21' boat Sales	9045	1.804	L. Baker
9-13	Uplander	9037	3.565	A. Anon
9-13	S-2	9066	8.037	M. Harris
9-14	S-2	9066	5.365	W. ...

⊗ power went off -  
 No receipt printed

Marina Market Fuel Inventory Sheet

Pg 4

DATE	VEHICLE	DEPARTMENT	GALLONS	NAME
9/14	S-1	9066	12.636	Sant
9/14	S-2	9066	11.589	MORELAND
9-15	Van 1	9037	9.920	Linda Colmenero
9-15	U-3	9090	13.164	SIBBOS
9-15	VAW	9037	21.694	L. Williams
9-15	Van 2	9037	8.588	Linda Colmenero
9-15	Landscape	9065	14.947	Ryan Gonzalez
9-15	Van - 3	9037	11.710	Linda Colmenero
9-15	TRUCK	9037	11.453	Linda Colmenero
9-15	A-14	9022	16.903	Pat S...
9-15	Irrigation	9065	8.937	Lance Pereto
9-15	Pool Tech	9065	14.538	A. A. Fry
9-15	U-1	9090	18.763	Joseph...
9-15	Gen. Maint.	9065	17.789	J. Z...
9-15	RL	9068	29.414	Tom...
9-15	S-2	9066	7.737	M. Harris
9-16	S-2	9066	8.802	Alma...
9-16	S-3	9066	17.507	K. MORELAND
9-17	S-2	9066	9.288	B. Barnett
9-17	S-3	9066	5.312	K. MORELAND
9-18	A15	9037	16.672	Jimmy Ray
9-18	Pool Tech	9065	8.237	V. Burden
9-18	Landscape	9065	13.417	Ryan Gonzalez
9-18	A14	9022	14.987	Rusty Kues
9-18	HLR	9037	5.367	Candy Smith
9-18	Irrigation	9065	5.484	Lance Pereto

### Marina Market Fuel Inventory Sheet

DATE	VEHICLE	DEPARTMENT	GALLONS	NAME
9-18	IRVIGATION	9065	12,486	Lance Pereto
9-18	let crew	9065	16.532	Jesse Munoz
9-18	U-3	9090	18,969	Jody Bledsoe
9-18	U1	9090	24,200	Todd Dilworth
9-18	S2	9066	10.265	B. Vineyard
9-18	21' boat	MKTG 9045	2.549	Baker
9-18	Sea Doo	MKTG 9045	4.182	Baker
9-18	S-2	9066	8.414	J. Miller
9-19	21' boat	MKTG 9045	4.132	Baker
9-19	21' boat	9045	2.626	Baker
9-20	S-2	9066	9.584	Wooten
9-20	21' boat	MKTG 9045	4.128	Baker
9-20	21' boat	MKTG 9045	3.137	Baker
9-20	S-1	9066	11.402	Bursey

## Marina Market Fuel Inventory Sheet

DATE	VEHICLE	DEPARTMENT	GALLONS	NAME
9-18	Investigation	9065	12,486	Lance Reveto
9-18	Hot Green	9065	16,532	Jesse Munoz
9-18	U-3	9090	18,969	Jody Bledsoe
9-18	U1	9090	24,200	Todd Dilworth
9-18	S2	9066	6,265	B. Vineyard
9-18	21' boat	Mktg 9045	2,549	Baker
9-18	Sea Doo	Mktg 9045	4,182	Baker
9-18	S-2	9066	8,414	J. Miller
9-19	21' boat	Mktg 9045	4,132	Baker
9-19	21' boat	9045	8,686	Baker
9-20	S-2	9066	9,584	Watters
9-20	21' boat	Mktg 9045	4,128	Baker
9-20	21' boat	Mktg 9045	3,137	Baker
9-20	S-1	9066	11,402	Baker
9-21	S-2	9066	9,199	Watters
9-21	S-2	9066	7,480	M. Banks
9-21	S-3	9066	20,622	K. Moreland
9-22	U-2	9090	16,799	Guy
9-22	U-4	9090	7,595	Chris W.
9-22	Landscape	9037	13,593	Ryan Gossett
9-22	Van-1	9037	15,341	Linda Weber
9-22	U-3	9090	13,396	J. Bledsoe
9-22	Todd	9090	21,454	Todd Dilworth
9-22	S-1	9066	0.012	P. Sank / Check pump to work
9-22	Pool Truck	9037	16,911	Vin