

P.U.C. DOCKET NO. 46245

RATEPAYER PROTEST

If you wish to PROTEST the proposed rate change, you must submit this form and 10 copies to:

Filing Clerk
Public Utility Commission of Texas
1701 North Congress Avenue
P.O. Box 13326
Austin, Texas 78711-3326

Unless protests are received from at least 10% of ratepayers or from any affected municipality, or the Commission Staff requests a hearing, no hearing will be held and the rates will be effective as proposed.

CUSTOMER INFORMATION (to be completed by customers submitting protests)

First Name: _____ Last Name: _____

Phone Number: _____ Fax Number: _____

Address, City, State: _____

Location where service is received: _____

(if different from the mailing address)

Please fill out the following:

I wish to PROTEST the following proposed rate action/s:

Water Rate Change Sewer Rate Change Both Water and Sewer Rate Change

Other (please specify below)

Signature of Protestor:

_____ Date: _____

Si desea información en Español, puede llamar al
1-888-782-8477

Hearing- and speech-impaired individuals with text telephones may contact the PUC's Customer Assistance
Hotline at
512-936-7136

11

NOTICE OF PROPOSED RATE CHANGE -WATER

CURRENT RATES			PROPOSED RATES		
Monthly base rate including _____ o gallons			Monthly base rate including _____ o gallons		
Meter Size:			Meter Size:		
RESIDENTIAL			RESIDENTIAL		
5/8" or 3/4"	\$	31.01	5/8" or 3/4"	\$	45.00
1"	\$	77.51	1"	\$	112.50
1 1/2"	\$	155.03	1 1/2"	\$	225.00
2"	\$	248.04	2"	\$	360.00
3"	\$		3"	\$	
Other: \$			Other: Rate Case Exp Surcharge-TBD \$		
GALLONAGE CHARGE:			GALLONAGE CHARGE:		
TIER	VOLUME	CHARGE per 1000 gals.	TIER	VOLUME	CHARGE per 1000 gals.
Tier 1	0 to 3,000 gals.	\$ 1.59 /1000 gals.	Tier 1	0 to 3,000 gals.	\$ 2.30 /1000 gals.
Tier 2	3,001 to 10,000 gals.	\$ 2.19 /1000 gals.	Tier 2	3,001 to 10,000 gals.	\$ 3.20 /1000 gals.
Tier 3	10,001 to 15,000 gals.	\$ 3.02 /1000 gals.	Tier 3	10,001 to 15,000 gals.	\$ 4.45 /1000 gals.
Tier 4	15,001 to 20,000 gals.	\$ 4.17 /1000 gals.	Tier 4	15,001 to 20,000 gals.	\$ 6.10 /1000 gals.
Tier 5	20,001 to _____ gals.	\$ 4.17 /1000 gals.	Tier 5	20,001 to _____ gals.	\$ 6.10 /1000 gals.
MISCELLANEOUS FEES			MISCELLANEOUS FEES		
Tap Fee	\$	675.00	Tap Fee	\$	675.00
Reconnect fee: Non-payment	\$	25.00	Reconnect fee: Non-payment (Maximum - \$25.00)	\$	25.00
Customer's Request	\$	25.00	Customer's Request	\$	25.00
Transfer Fee	\$	25.00	Transfer Fee	\$	25.00
Late Charge	\$		Late charge: (Indicate either \$5.00 or 10%)	\$	
Returned Check Charge	\$	30.00	Returned Check Charge	\$	30.00
Deposit	\$	0.00	Deposit (Maximum \$50.00)	\$	0.00
Meter test fee	\$	25.00	Meter test fee (Maximum - \$25.00)	\$	25.00

Regulatory Assessment of 1% is added to base rate and gallonage charges. Additional fees and meter sizes may be shown on a separate page.

If applicable, list any bill payment assistance programs to low income Ratepayers.

<p>Additional Fees/Clarification to Above Fees: Tap Fee - Large Meter is Actual Cost (unchanged) Meter Relocation Fee is Actual Relocation Cost, Not to Exceed Tap Fee (unchanged) Late Charge is 10% of the bill (unchanged) Commercial & Non-residential Deposit is 1/6th of estimated annual bill (unchanged) Governmental Testing Inspection and Costs Surcharge (unchanged) Line Extension and Construction Charges (unchanged) Rate Case Expense Surcharge - TBD (NEW)</p>
--

12

NOTICE OF PROPOSED RATE CHANGE -SEWER

CURRENT RATES		PROPOSED RATES	
Monthly base rate including _____ 3,000 gallons Meter Size: RESIDENTIAL		Monthly base rate including _____ 3,000 gallons Meter Size: RESIDENTIAL	
5/8" or 3/4" \$ 41.00		5/8" or 3/4" \$ 57.50	
1" \$ 102.50		1" \$ 145.00	
1 1/2" \$ 205.00		1 1/2" \$ 295.00	
2" \$ 328.00		2" \$ 465.00	
3" \$		3" \$	
Other: \$		Other: Rate Case Exp Surcharge-TBD \$	
GALLONAGE OR FIXED CHARGE:		GALLONAGE OR FIXED CHARGE:	
\$ 8.00		\$ 11.00	
<input type="checkbox"/> per month; OR		<input type="checkbox"/> per month; OR	
<input checked="" type="checkbox"/> for each additional 1,000 gallons over the minimum. Gallonge charges are determined based on average consumption for winter period which includes the following months: December, January, February		<input checked="" type="checkbox"/> for each additional 1,000 gallons over the minimum. Gallonge charges are determined based on average consumption for winter period which includes the following months: December, January, February	
MISCELLANEOUS FEES		MISCELLANEOUS FEES	
Tap Fee \$ 3,100.00		Tap Fee \$ 3,100.00	
Reconnect fee: Non-payment \$ 25.00		Reconnect fee: Non-payment \$ 25.00 (Maximum - \$25.00)	
Customer's Request \$ 40.00		Customer's Request \$ 40.00	
Transfer Fee \$ 40.00		Transfer Fee \$ 40.00	
Late Charge \$		Late charge: (Indicate either \$5.00 or 10%) \$	
Returned Check Charge \$ 20.00		Returned Check Charge \$ 20.00	
Deposit \$ 0.00		Deposit \$ 0.00 (Maximum \$50.00)	
Meter test fee \$		Meter test fee \$ (Maximum - \$25.00)	

Regulatory Assessment of 1% is added to base rate and gallonage charges. Additional fees and meter sizes may be shown on a separate page.

If applicable, list any bill payment assistance programs to low income Ratepayers.

<p>Additional Fees/Clarification to Above Fees: Tap Fee - Large Connection is Actual Cost (unchanged) Late Charge is 10% of the bill (unchanged) Commercial & Non-residential Deposit is 1/6th of estimated annual bill (unchanged) Governmental Testing Inspection and Costs Surcharge (unchanged) Line Extension and Construction Charges (unchanged) There is no meter test fee on the sewer tariff Rate Case Expense Surcharge - TBD (NEW)</p>

12

SOAH DOCKET NO. 473-17-0119.WS
PUC DOCKET NO. 46245

RECEIVED

2017 AUG -4 PM 2:37

APPLICATION OF DOUBLE
DIAMOND UTILITY COMPANY, INC.
FOR WATER AND SEWER
RATE/TARIFF CHANGE

§
§
§
§
§

BEFORE THE STATE OFFICE

OF

ADMINISTRATIVE HEARINGS

PREFILED DIRECT TESTIMONY AND EXHIBITS

OF

RANDY GRACY

ON BEHALF OF

DOUBLE DIAMOND UTILITY COMPANY, INC.

AUGUST 4, 2017

EXHIBIT DDU-3

**PREFILED DIRECT TESTIMONY AND EXHIBITS
OF RANDY GRACY
ON BEHALF OF
DOUBLE DIAMOND UTILITY COMPANY, INC.**

TABLE OF CONTENTS

<u>SECTION</u>	<u>PAGE</u>
I. INTRODUCTION AND QUALIFICATIONS.....	1
II. PURPOSE AND SUMMARY OF TESTIMONY.....	2
III. UTILITY DESCRIPTION.....	4
IV. REQUESTED RATE INCREASE	11
V. SYSTEM OPERATIONS.....	11
VI. CONSOLIDATION OF WHITE BLUFF AND THE RETREAT	ERROR! BOOKMARK NOT DEFINED.
VII. RATE CASE EXPENSES.....	14

EXHIBITS REFERENCED:

- DDU-1: Application forms related to The Cliffs
- DDU-1A: Affidavit of Notice to The Cliffs
- DDU-2: Application forms related to White Bluff
- DDU-2A: Affidavit of Notice to White Bluff
- DDU-3A: Resume
- DDU-3B: White Bluff Utility System Map as of 11/20/2007.
- DDU-3C: The Cliffs Water Utility System Map as of 4/23/17.
- DDU-3D: The Cliffs Sewer Utility System Map as of 4/23/17.
- DDU-3E: Tap Expense Calculations

1 **I. INTRODUCTION AND QUALIFICATIONS**

2 **Q. PLEASE STATE YOUR NAME AND BUSINESS ADDRESS.**

3 **A.** My name is Randy Gracy. My current business address is 5495 Belt Line Road, Suite
4 200, Dallas, Texas 75254.

5 **Q. WHAT IS YOUR PRESENT POSITION?**

6 **A.** I have been President of Double Diamond Utility Company, Inc., which I will refer to as
7 DDU, since December 31, 1996. I am also President of Double Diamond Properties
8 Construction Co., which I will refer to as DDC. DDU and DDC are subsidiaries of Double
9 Diamond Delaware, Inc., which I will refer to as DDD. I also hold other positions with other
10 subsidiaries of DDD, but these positions are the only ones relevant to this matter.

11 **Q. WHAT ARE YOUR DUTIES WITH RESPECT TO DDU?**

12 **A.** I am responsible for the overall management of DDU and the public water and
13 wastewater systems that the company operates. This include all aspects of DDU's operations,
14 finances and planning.

15 **Q. WHAT IS THE RELATIONSHIP BETWEEN DOUBLE DIAMOND DELAWARE
16 AND DOUBLE DIAMOND UTILITY COMPANY, INC.?**

17 **A.** DDU is a wholly-owned subsidiary of DDD, and both entities are authorized to do
18 business in Texas

19 **Q. WHAT IS THE RELATIONSHIP BETWEEN DOUBLE DIAMOND
20 CONSTRUCTION AND DOUBLE DIAMOND UTILITY COMPANY, INC.?**

21 **A.** DDU and DDC are both subsidiaries of DDD and authorized to do business in Texas.
22 However, DDU is solely responsible for water and wastewater utility operations and
23 management.

1 **Q. PLEASE IDENTIFY AND EXPLAIN EXHIBIT DDU-3A.**

2 **A.** I prepared Exhibit DDU-3A. It is copy of my current resume, which accurately reflects
3 my educational background and professional experience.

4

5 **II. PURPOSE AND SUMMARY OF TESTIMONY**

6 **Q. PLEASE STATE THE PURPOSE OF YOUR TESTIMONY.**

7 **A.** I will present testimony on:

- 8 1. the corporate structure of Double Diamond Utility Co. and its relationship to
- 9 Double Diamond Delaware, Inc.;
- 10 2. The description of the White Bluff and The Cliffs water and wastewater systems.
- 11 3. The reasons for DDU's request to increase rates;
- 12 4. DDU's operations, management and planning; and
- 13 5. DDU's rate case expenses.

14 **Q. HAVE YOU PREVIOUSLY TESTIFIED IN REGULATORY PROCEEDINGS?**

15 **A.** I have previously testified as a witness in other DDU administrative hearings before
16 Texas Commission on Environmental Quality ("TCEQ").

17 **Q. ARE YOU FAMILIAR WITH THE RATE APPLICATION THAT IS THE**
18 **SUBJECT OF THIS PROCEEDING?**

19 **A.** Yes.

20 **Q. PLEASE IDENTIFY EXHIBIT DDU-1.**

21 **A.** Yes. DDU-1 is a copy of the Application filed by DDU related to The Cliffs water and
22 sewer systems in this Docket on August 1, 2016 for a water and sewer rate increase.

1 **Q. PLEASE IDENTIFY EXHIBIT DDU-1A.**

2 **A.** Yes. DDU-1A is a copy of the Affidavit and Notice that were mailed to customers by
3 DDU related for The Cliffs water and sewer systems in this Docket on August 1, 2016 for a
4 water and sewer rate increase.

5 **Q. PLEASE IDENTIFY EXHIBIT DDU-2.**

6 **A.** Yes. DDU-2 is a copy of the Application filed by DDU related to the White Bluff water
7 and sewer systems in this Docket on August 1, 2016 for a water and sewer rate increase.

8 **Q. PLEASE IDENTIFY EXHIBIT DDU-2A.**

9 **A.** Yes. DDU-2A is a copy of the Affidavit and Notice that were mailed to customers by
10 DDU related for the White Bluff water and sewer systems in this Docket on August 1, 2016 for a
11 water and sewer rate increase.

12 **Q. HOW ARE YOU FAMILIAR WITH THE RATE APPLICATION?**

13 **A.** I supervised its preparation and filing, including reviewing the cost of service
14 calculations it contains. To accomplish, this I retained the services of Jay Joyce, with Expergy,
15 to work with our staff to assemble the application materials and provide the necessary
16 documentation to PUC when the application was filed. I also instructed our corporate staff to
17 provide Mr. Joyce access to and copies of all records he needed to complete and file the DDU
18 application. In addition, we retained Ms. Victoria Harkins, with Harkins Engineering Co., to
19 update an asset valuation study to support the rate base and depreciation information submitted
20 in our application.

21 **Q. ARE THE ATTACHMENTS, REVISED ATTACHMENTS, AND RESPONSES**
22 **TO THE QUESTIONS IN THE APPLICATION TRUE AND CORRECT?**

23 **A.** Yes, unless otherwise revised by testimony.

1 Q. WAS THE FACTUAL DATA CONTAINED IN OR USED TO PREPARE THE
2 RATE APPLICATION EITHER FROM YOUR PERSONAL KNOWLEDGE OR THE
3 TYPE OF INFORMATION COMMONLY AND REASONABLY RELIED ON BY
4 PROFESSIONALS IN THE FIELD OF WATER AND WASTEWATER RATEMAKING?

5 A. Yes.

6 Q. IN YOUR OPINION, ARE THE METHODS AND ASSUMPTIONS EMPLOYED
7 IN PREPARING THE RATE APPLICATION REASONABLE?

8 A. Yes.

9 Q. HAVE YOU ATTACHED DOCUMENTS TO YOUR TESTIMONY?

10 A. Yes, they are attached as Exhibits DDU-1, DDU-1A, DDU-2, DDU2A, DDU-3A, DDU-
11 3B, DDU-3C, DDU-3D and DDU-3E.

12

13

III. UTILITY DESCRIPTION

14 Q. PLEASE DESCRIBE DOUBLE DIAMOND UTILITY COMPANY, INC.

15 A. DDU owns and operates several water and wastewater utility systems in North Texas.
16 The water systems include the White Bluff water system in Hill County (PWS 1090073), and the
17 Cliffs water system in Palo Pinto County (PWS 1820061), both of which operate under CCN No.
18 12087 issued by the PUC's predecessor, the TCEQ. The wastewater systems include White
19 Bluff wastewater system in Hill County (WQ 13786-002), and the Cliffs wastewater system in
20 Palo Pinto County (WQ 02789-000), both of which operate under CCN No. 20705 issued by the
21 PUC's predecessor, the TCEQ.

22 Q. HOW MANY LOTS DO THE WHITE BLUFF AND THE CLIFFS SYSTEMS
23 CURRENTLY SERVE?

1 A. The White Bluff water and wastewater systems currently serve 6,314 lots across
2 approximately 3,500 acres, and The Cliffs water and wastewater systems serve 2,518 lots across
3 approximately 1,094 acres.

4

5 **A. WATER SYSTEMS**

6

7 **Q. HOW MANY WATER CUSTOMERS DID EACH OF THESE SYSTEMS HAVE**
8 **AT THE END OF 2015, THE TEST YEAR?**

9 A. White Bluff had 640 customers. The Cliffs had 287 customers. This data was generated
10 from our utility billing records, provided to Mr. Joyce, and used to prepare the Application
11 (Exhibits DDU-1 and DDU-2).

12 **Q. PLEASE BRIEFLY DESCRIBE THE WHITE BLUFF WATER SYSTEM.**

13 A. DDD acquired and began development of the White Bluff project in 1990. The White
14 Bluff development is a resort/residential project with many recreational amenities like a golf
15 course, marina, hotel, restaurant, conference center, spa, pools, etc., and its target market is
16 generally within 100 miles of Hill County. Consequently, more than 50% of the property owners
17 are weekend visitors or residents. DDU's White Bluff water system obtains its water supply
18 from four wells drilled into the Trinity aquifer, which is regulated by the Prairielands
19 Groundwater Conservation District. The well water is chlorinated and then stored in several
20 storage tanks before being distributed into the system at a booster station. The entire system is
21 interconnected and looped in many places to provide a reliable and secure water supply for our
22 customers.

23 The White Bluff water system was initially constructed in 1990-1991. The system was
24 built in phases as the project developed. However, much of the original system was initially

1 constructed to serve the project as it grew over time. The original system included Well #1, a
2 58,000-gallon ground storage tank, a pump station, the land these facilities were located upon,
3 and the initial distribution lines to serve White Bluff Subdivision, Phase I. The company treated
4 80% of the cost of these facilities and the distribution lines as developer contributions to DDU
5 and considered DDU to have paid the remaining 20% of the cost. This was an effort to keep the
6 utility cost down for the customers.

7 As new sections of development were opened, the distribution lines for those sections
8 were installed and connected back to the original system. Per the rate case documents, the
9 development side of the company continued to contribute 80% of the cost of all distribution lines
10 to DDU, and DDU contributed 20% of the cost. However, as the potential for additional
11 connections increased, supply, treatment, storage and pumping facilities were expanded or added
12 to the system to comply with TCEQ regulations and provide a reliable water supply for the
13 project. These new supply, treatment, storage and pumping facilities or components were
14 constructed as 100% DDU projects with no contribution from development side of the company.

15 I have reviewed Mr. Joyce's work on Exhibit DDU-6B, and it accurately reflects the
16 treatment of the White Bluff water utility assets for DDU.

17 **Q. PLEASE DESCRIBE EXHIBIT DDU-3B.**

18 **A.** Exhibit DDU-3 is White Bluff's utility system map as of 11/20/2007, and it depicts the
19 White Bluff water system.

20 **Q. PLEASE BRIEFLY DESCRIBE THE CLIFFS WATER SYSTEM.**

21 **A.** DDD acquired The Cliffs in 1993. The Cliff's development is also a resort/residential
22 project with recreational amenities like White Bluff, and its target market is generally within 125
23 miles of Palo Pinto County. As with White Bluff, many of the property owners are weekend
24 visitors or residents. The Cliffs water system obtains its water supply from Lake Possum

1 Kingdom rather than wells. The raw water is treated in a reverse osmosis water treatment plant
2 before being distributed to the system. The entire system is interconnected and looped many
3 places.

4 Construction began on The Cliffs water system prior to 1993. The Cliffs system was also
5 built in phases as the project developed. The Cliffs development is complete. The original water
6 system included two 75,000-gallon ground storage tanks, a surface water intake and treatment
7 plant, booster stations, land for these facilities and the distribution lines to serve The Cliffs
8 Subdivision, Phase I. Consistent with White Bluff, the development side of the company treated
9 80% of the cost of these facilities and the distribution lines as developer contributions to DDU
10 and considered DDU to have contributed the remaining 20% of the cost. This was in effort to
11 keep the utility cost down for the customers.

12 As with White Bluff, when new sections of development were opened, the distribution
13 lines for those sections were installed and connected back to the original system. The
14 development side of the company contributed 80% of the cost of all the new distribution lines to
15 DDU, and DDU contributed 20% of the cost. And as the potential for additional connections in
16 The Cliffs increased, supply, treatment, storage and pumping facilities were expanded or added
17 to the system to comply with TCEQ regulations and provide a reliable water supply for the
18 project. These new supply, treatment, storage and pumping facilities or components were
19 constructed as 100% DDU projects with no developer contribution.

20 I have reviewed Mr. Joyce's work on Exhibit DDU-6B, and it accurately reflects the
21 treatment of The Cliffs water utility assets for DDU.

22 **Q. PLEASE DESCRIBE EXHIBIT DDU-3C.**

23 **A.** Exhibit DDU-3C is The Cliffs utility system map as of 4/23/2015, and it depicts The
24 Cliffs water system.

1 **B. SEWER SYSTEMS**

2

3 **Q. HOW MANY SEWER CUSTOMERS DID EACH OF THESE SYSTEMS HAVE**
4 **AT THE END OF 2015, THE TEST YEAR?**

5 **A. White Bluff had 567 sewer customers. And The Cliffs had 239 sewer customers. This**
6 **data was generated from our utility billing records and provided to Mr. Joyce and used to prepare**
7 **the Application (Exhibits DDU-1 and DDU-2).**

8

9 **Q. PLEASE BRIEFLY DESCRIBE THE WHITE BLUFF WASTEWATER SYSTEM.**

10 **A. DDU's White Bluff wastewater system consists of a wastewater treatment plant and**
11 **collection system. The plant has two aerobic treatment units. The permit allows for the**
12 **discharge of 100,000 gallons per day of treated domestic wastewater effluent with limits of 10**
13 **mg/l BOD (5-day) and 15 mg/l TSS, 3 mg/l Ammonia-Nitrogen and a Dissolved Oxygen**
14 **minimum of 4 mg/l. The wastewater collection system consists of pressurized mains. Every**
15 **house has a lift station with a grinder pump (2 hp) and the larger amenities have larger grinder**
16 **pumps (five hp).**

17 **The White Bluff wastewater system was initially constructed in 1990-1991. The system**
18 **was built in phases as the project developed. However, much of the original system was initially**
19 **constructed to serve the project as it grew over time. The original system included the first**
20 **50,000 gallon per day phase of the treatment plant and the collection system necessary to serve**
21 **White Bluff Subdivision, Phase I. Just like the water system, the company treated 80% of the**
22 **cost of these facilities and the distribution lines as developer contributions to DDU and**
23 **considered DDU to have contributed the remaining 20% of the cost. This was to keep the utility**
24 **cost down for the customers.**

1 As new sections of development were opened, the collection system for those sections
2 was installed and connected back to the original system, and the development side of the
3 company continued to contribute 80% of the cost of all collection facilities to DDU, and DDU
4 contributed 20% of the cost. However, as the potential for additional connections increased,
5 treatment and collection facilities were expanded or added to the system to comply with TCEQ
6 regulations and provide a reliable wastewater system for the project. These new treatment and
7 collection facilities or components were constructed as 100% DDU projects with no developer
8 contribution.

9 I have reviewed Mr. Joyce's work on Exhibit DDU-6B, and it accurately reflects the
10 treatment of the White Bluff sewer utility assets for DDU.

11 **Q. DOES EXHIBIT DDU-3B ALSO DEPICT THE WHITE BLUFF SEWER**
12 **SYSTEM?**

13 **A.** Yes, Exhibit DDU-3B also depicts White Bluff's sewer utility system as of 11/20/2007.

14 **Q. PLEASE BRIEFLY DESCRIBE THE CLIFFS WASTEWATER SYSTEM.**

15 **A.** The Cliffs' wastewater system consists of a wastewater treatment plant and collection
16 system. The plant has one aerobic treatment unit. The permit allows discharge of 50,000 gallons
17 per day of treated domestic wastewater effluent with limits of 20 mg/l BOD (5-day) and 20 mg/l
18 TSS. The wastewater collection system consists of pressurized mains. Every house has a lift
19 station with a grinder pump (2 hp), the larger amenities have 3-phase pumps (at the hotels and
20 condos and bigger lift stations).

21 The Cliffs wastewater system was acquired in 1993. Construction began on The Cliffs
22 wastewater system prior to 1993. The Cliffs wastewater system was also built in phases as the
23 project developed. The Cliffs development is complete. The original wastewater system
24 included the entire treatment plant and the collection system necessary to serve The Cliffs

1 Subdivision, Phase I. Consistent with White Bluff, the company treated 80% of the cost of these
2 facilities and the distribution lines as developer contributions to DDU and considered DDU to
3 have contributed the remaining 20% of the cost. As in the other systems, when new sections of
4 development were opened, the collection system for those sections was installed and connected
5 back to the original system. The development side of the company contributed 80% of the cost
6 of the new collection system facilities to DDU, and DDU contributed 20% of the cost. And as
7 the potential for additional connections in The Cliffs increased, treatment and collection facilities
8 were expanded or added to the system to comply with TCEQ regulations and provide a reliable
9 wastewater system for the project. These new treatment and collection facilities or components
10 were constructed as 100% DDU projects with no developer contribution.

11 I have reviewed Mr. Joyce's work on Exhibit DDU-6B, and it accurately reflects the
12 treatment of The Cliffs sewer utility assets for DDU.

13 **Q. PLEASE DESCRIBE EXHIBIT DDU-3D.**

14 **A.** Exhibit DDU-3D depicts The Cliffs sewer utility system map as of 4/23/15.

15 **Q. DID YOU PROVIDE INFORMATION TO JAY JOYCE REGARDING**
16 **DEVELOPER CONTRIBUTIONS AND UTILITY EQUITY? IF SO, HOW?**

17 **A.** I did provide Mr. Joyce with information about which assets for each system were subject
18 to the 80/20 split for developer contributions and equity investment and which were subject to a
19 100% equity investment by DDU. Mr. Joyce's Exhibits DDU-6C and DDU-6D accurately
20 reflect the information I provided to him.

1 **IV. REQUESTED RATE INCREASE**

2 **Q. PLEASE EXPLAIN THE NECESSITY FOR DDU'S REQUESTED RATE**
3 **INCREASE.**

4 **A.** We need an increased rate to adequately cover our operating and maintenance expense
5 and to recover a reasonable return on our investment as detailed in our application.

6 **Q. IS DDU REQUESTING AN AMENDMENT OF THE TAP FEE?**

7 **A.** Yes. DDU is requesting an amendment to our tap fees in the tariff to include the actual
8 cost of a road bore or rock saw rental if needed for both the White Bluff and The Cliffs systems.
9 Several areas in White Bluff and The Cliffs require a rock saw to provide service. Rental of such
10 equipment was not included with the existing tap expense. Also, White Bluff POA has recently
11 changed its policy and it is prohibiting the utility from cutting the roads, forcing the utility
12 company to bore. Boring cost was not included in the existing tap expense.

13 **Q. HOW DID DDU CALCULATE ITS REQUESTED TAP FEES?**

14 **A.** I prepared a summary of those costs, which is attached as Exhibit DDU-3E.

15 **V. SYSTEM OPERATIONS**

16 **Q. HOW DO THE CLIFFS AND WHITE BLUFF SYSTEMS OPERATE ON A DAY-**
17 **TO-DAY BASIS?**

18 **A.** Both systems are centrally managed from the DDU corporate offices in Dallas, Texas,
19 where my primary office is located. Our Dallas office provides centralized accounting, billing,
20 planning and human resources services for the systems. Each system has a Utility Manager and
21 at least one Utility Assistant, who handle daily system operation and maintenance issues and
22 report directly to the central office.

1 **Q. HOW ARE BILLING AND CUSTOMER SERVICES HANDLED FOR THESE**
2 **TWO SYSTEMS?**

3 **A.** Our central office staff handles billing for our utility systems. Water meter reading data
4 is provided to the central office by the field personnel and the bills are generated by the central
5 office personnel and mailed to the customers. All of our customers can get help from our
6 customer service representatives located at an office within each development 24-hours a day,
7 seven-days a week or at the central office Monday thru Friday from 8am – 5pm.

8 **Q. HOW ARE ACCOUNTING FUNCTIONS, SUCH AS ACCOUNTS**
9 **RECEIVABLE, ACCOUNTS PAYABLE AND PURCHASING HANDLED FOR THESE**
10 **UTILITY SYSTEMS?**

11 **A.** All accounting functions, including accounts payable, accounts receivable and purchasing
12 are handled through the central office. Tim Grout, the Vice President –Accounting for DDD, is
13 responsible for oversight of all DDU accounting functions. His central office staff is responsible
14 for keeping the books and records for the utility systems, including invoices, purchase orders,
15 schedules of accounts, etc. They are also responsible for processing any purchase orders and
16 payments that are necessary for the systems. All purchases must be approved in the central
17 office before the field staff can proceed. Mr. Grout reports directly to me for all utility related
18 matters.

19 **Q. HOW ARE REGULATORY COMPLIANCE ISSUES HANDLED FOR THESE**
20 **UTILITY SYSTEMS?**

21 **A.** The field personnel are responsible for the day-to-day operations and compliance with all
22 applicable regulatory requirements. The central office staff is responsible for all reporting to
23 regulatory agencies, such as the TCEQ and PUC, and managing the systems to ensure
24 compliance with TCEQ, PUC and other appropriate regulations. Ultimately, compliance with all

1 applicable rules is my responsibility. When issues of non-compliance arise, I work directly with
2 our in-house legal counsel, special legal counsel and the TCEQ or PUC to resolve any problems.

3 **Q. HOW MANY EMPLOYEES WORK ON THESE TWO DDU SYSTEMS?**

4 **A.** There are currently seven employees working full time and three part-time employees
5 working on our utility systems. These employees are identified in the chart below.

6

System	Name	Position
The Cliffs	Ron Cannon	Construction Manager
The Cliffs	Jason McLaughlin	Utility Manager
The Cliffs	Richard Lopex	Utility Assistant
The Cliffs	Kevin Harless	Utility Assistant
The Cliffs	Scott Aaron	Construction Manager
White Bluff	Todd Dilworth	Utility Manager
White Bluff	Clovis Willhelm	Utility Assistant
White Bluff	Matthew McClintock	Utility Assistant
White Bluff	Gerald Motherspau	Utility Assistant
Central Office	Pat Gibson	Billing

7 **Q. HOW MANY LICENSED OPERATORS DOES DDU HAVE?**

8 **A.** DDU has 3 licensed operators for these two systems.

9 **Q. WHAT IS THE CURRENT STATUS OF COMPLIANCE WITH THE TCEQ**
10 **RULES FOR THE CLIFFS AND WHITE BLUFF SYSTEMS?**

11 **A.** Both systems are currently compliant with TCEQ rules.

1 **Q. HAS DDU ADOPTED A DROUGHT CONTINGENCY PLAN FOR THESE**
2 **SYSTEMS?**

3 **A.** DDU adopted the standard drought contingency plan, which is incorporated into DDU's
4 approved Tariff.

5 **Q. HOW DOES DDU ENCOURAGE WATER CONSERVATION?**

6 **A.** DDU's tiered water rates and proposed winter averaging for sewer rates promote water
7 conservation in all forms.

8 **VI. RATE CASE EXPENSES**

9 **Q. WHAT ARE THE RATE CASE EXPENSES THAT DDU IS SEEKING TO**
10 **RECOVER?**

11 **A.** DDU is seeking to recover all its reasonable and necessary expenses incurred to prepare,
12 file, and prosecute its rate change application to a final decision before the PUC. These expenses
13 include attorneys' fees and expenses, expert witness' fees and expenses, and any other eligible
14 expense.

15 **Q. WHAT IS THE AMOUNT OF RATE CASE EXPENSES THAT DDU IS**
16 **SEEKING TO RECOVER?**

17 **A.** At this point, I cannot provide the total amount of rate case expenses that DDU will seek
18 to recover in this matter. DDU is now in the process of preparing and filing prefiled testimony,
19 and the case is not scheduled for a hearing on the merits until October 11-13, 2017. The total
20 amount paid as of July 15, 2017, for legal, consulting and expert services is approximately
21 \$137,957.58, and DDU seeks to recover that amount in full. DDU expects to incur additional
22 rate case expenses to finish the case. DDU will supplement its rate case expense request to
23 include additional expenses incurred as these proceedings progress and additional rate case
24 expenses have been paid.

1 Q. DOES THIS CONCLUDE YOUR PREFILED DIRECT TESTIMONY?

2 A. Yes, it does.

EXHIBIT DDU-3A

Randy R. Gracy

Education: Bachelor of Science – Industry and Technology ETSU May 1978

Employment: Double Diamond Companies- April 1983 to Present

Responsibilities:

Initially hired to assist in the design and construction of amenities, roads and utilities within the Double Diamond developments.

In 1984, promoted to Director of Utilities to manage the Double Diamond water systems in Franklin, Henderson, and Hood Counties.

Duties included:

- Applying for and amending Double Diamond’s CCN
- Design, permit and construct all central water/sewer systems within Double Diamond developments.
- Hiring and managing licensed operators.
- Create operation and maintenance procedures.
- Prepare rate case applications.
- Handle sale/transfer of Double Diamond water systems.
- Manage billing and all governmental reporting.
- Public relations, budgeting and cost control.

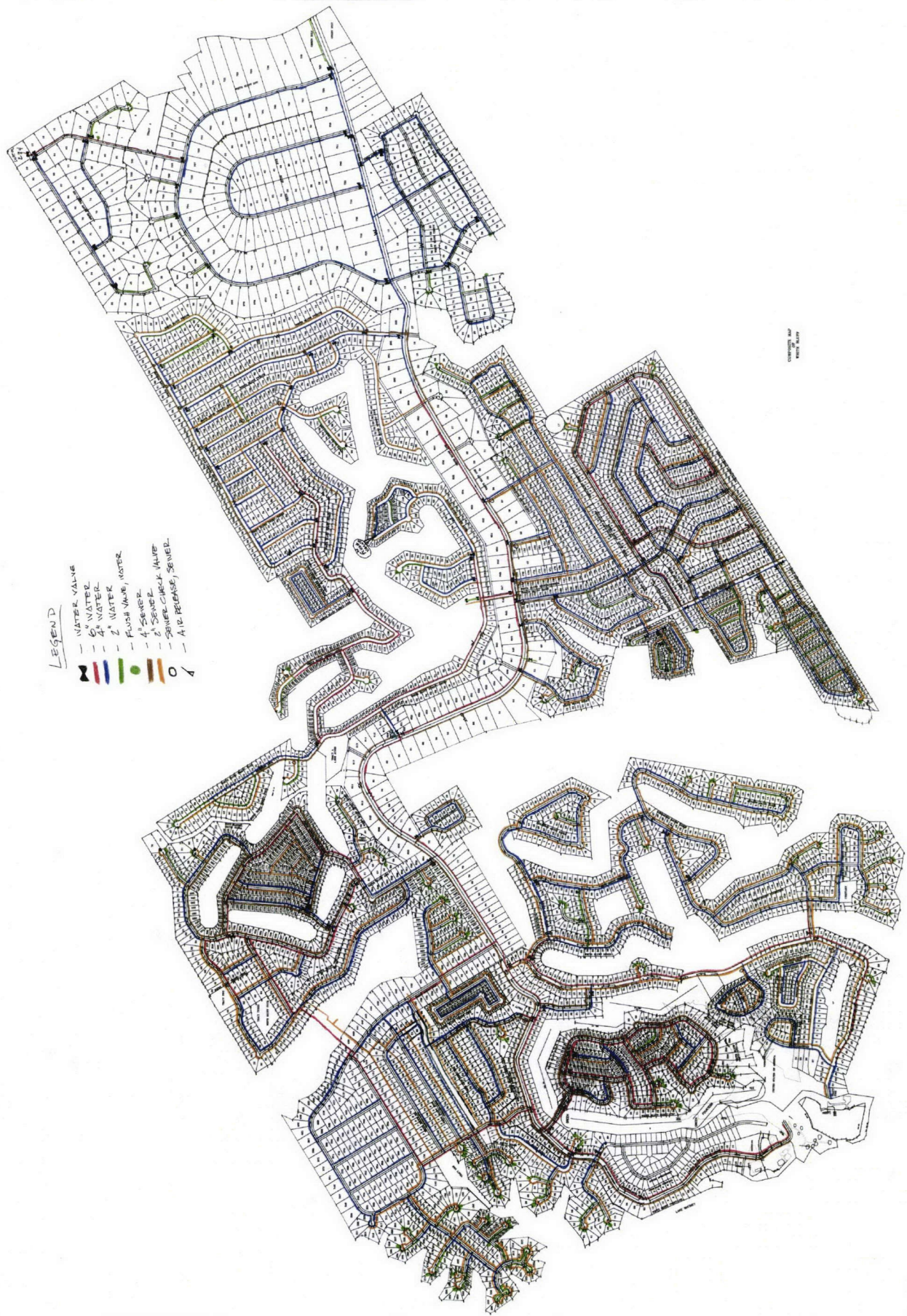
In 1990, promoted to Vice President of Construction for Double Diamond, Inc. and President of Double Diamond Utilities, Inc. By this time, I has been involved in the design and construction of the following:

- 3 water systems in Franklin County
- 2 water systems in Rusk County
- 1 water system in Henderson County
- 1 water system in Bell County
- 1 water/sewer system in Hood County
- 1 water/sewer system in Hill County
- 1 water/sewer system in Durant, OK

Currently, I am Senior Vice President of Construction for Double Diamond, Inc., President of Double Diamond Properties Construction Company, Vice President and Director for numerous Property Owners Associates, and President of Double Diamond Utilities, Inc. with water/sewer systems in Hill, Palo Pinto, Grayson and Johnson County with over 1000 customers.

Other responsibilities include design and construction of our gold courses, restaurants and hotels while contracting and negotiating with engineers, architects, general contractors and government agencies.

EXHIBIT DDU-3B



- LEGEND**
- WATER VALVE
 - 6" WATER
 - 8" WATER
 - 2" WATER
 - FLUSH VALVE, WATER
 - 4" SEWER
 - 2" SEWER
 - SEWER CHECK VALVE
 - AIR RELEASE, SEWER



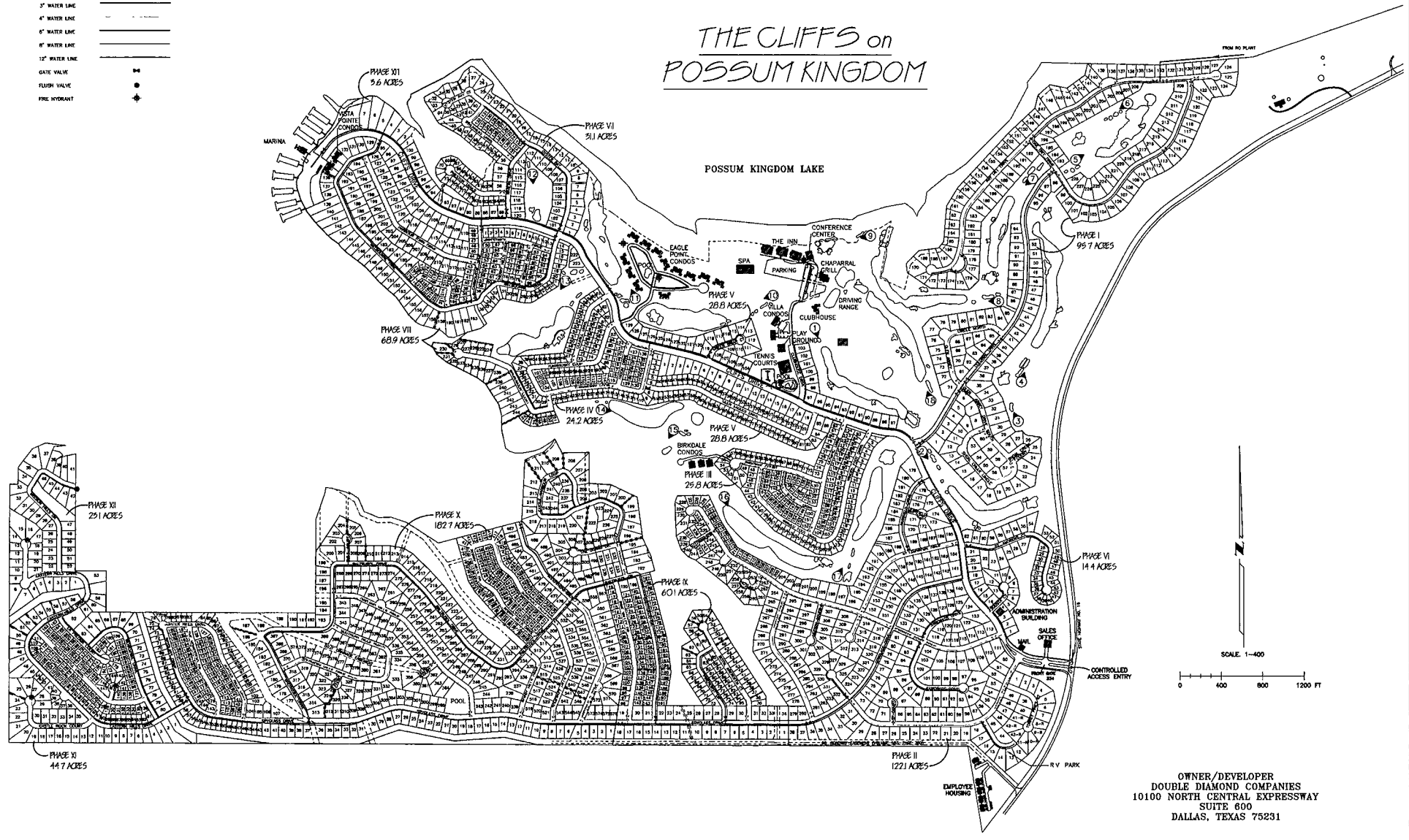
PROPERTY OF
THE CITY

EXHIBIT DDU-3C

WATER SYSTEM
THE CLIFFS on
POSSUM KINGDOM

LEGEND

2" WATER LINE	—
3" WATER LINE	—
4" WATER LINE	—
6" WATER LINE	—
8" WATER LINE	—
12" WATER LINE	—
GATE VALVE	⊞
FLUSH VALVE	●
FIRE HYDRANT	⊕












OWNER/DEVELOPER
 DOUBLE DIAMOND COMPANIES
 10100 NORTH CENTRAL EXPRESSWAY
 SUITE 600
 DALLAS, TEXAS 75231

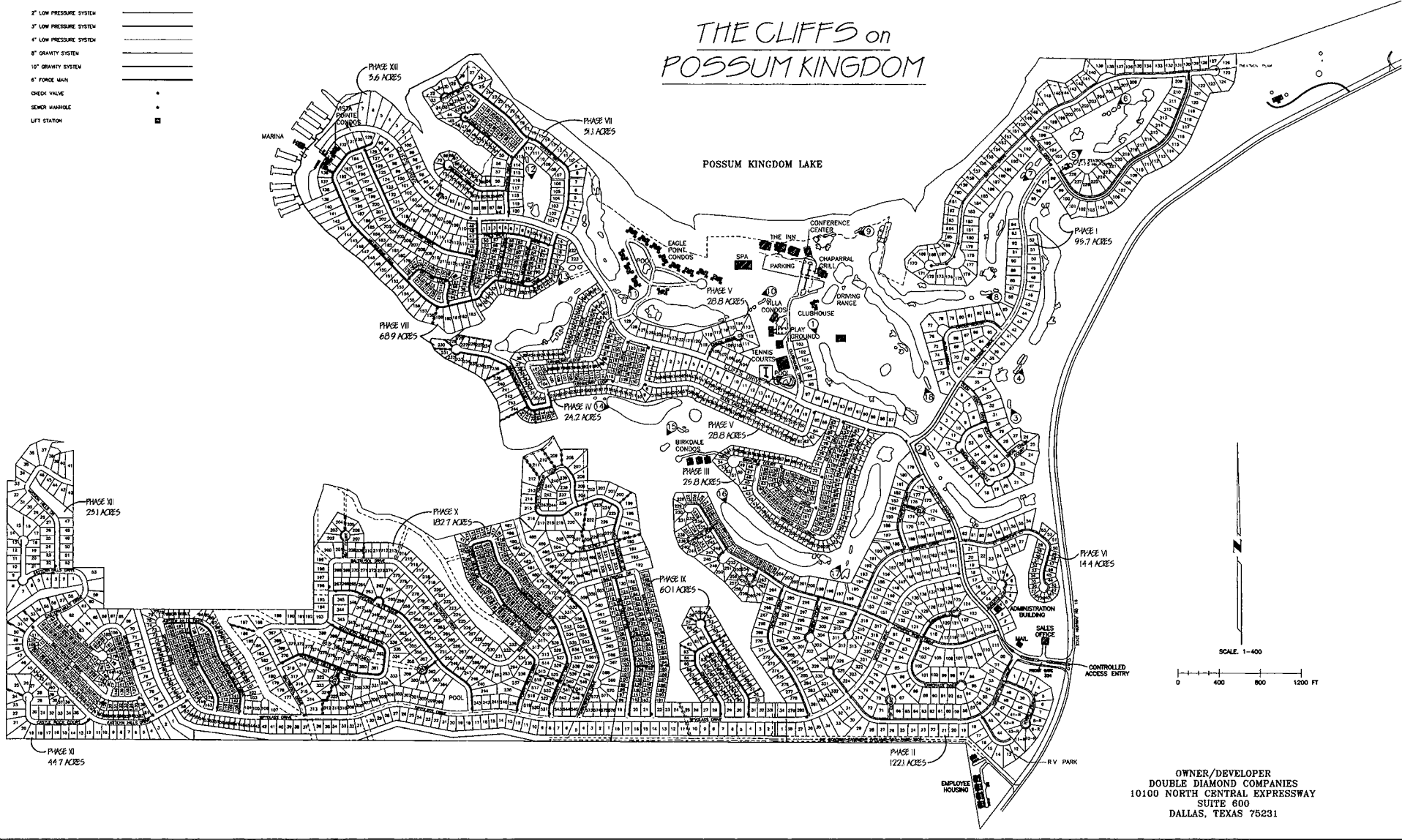
EXHIBIT DDU-3D

SEWER SYSTEM

*THE CLIFFS on
POSSUM KINGDOM*

LEGEND

- 2" LOW PRESSURE SYSTEM 
- 3" LOW PRESSURE SYSTEM 
- 4" LOW PRESSURE SYSTEM 
- 6" GRAVITY SYSTEM 
- 10" GRAVITY SYSTEM 
- 6" FORCE MAIN 
- CHECK VALVE 
- SEWER MANHOLE 
- LIFT STATION 



OWNER/DEVELOPER
 DOUBLE DIAMOND COMPANIES
 10100 NORTH CENTRAL EXPRESSWAY
 SUITE 600
 DALLAS, TEXAS 75231

EXHIBIT DDU-3E

Water Tap Expense

Labor 2 men 4hr	DDU	\$84.00
Vehicle Expense \$30/hr for 4 hrs	DDU	\$120.00
Backhoe \$60/hr for 4 hrs	DDU	\$240.00
Meter	Neptune	\$49.79
Meter Box	HD Supply	\$15.95
3/4" Poly Roll	HD Supply	\$40.00
Tapping Saddle	HD Supply	\$46.00
3/4" Corporation Stop	HD Supply	\$39.26
Select Fill avg 1/3 load	Watson	\$40.00
SUBTOTAL		<u>\$675.00</u>
Road Bore	est dirt \$35/ft; rock \$46/ft	\$729.00 average
OR		
Rock Saw	est-4 hr/\$85.00	\$590.00
Paving Patch	est 4"x18'	\$83.97
SUBTOTAL		<u>\$673.97</u>
TOTAL		<u>\$1,348.97</u>

EXHIBIT DDU-3E

PUC DOCKET NO. 46245

SOAH DOCKET NO. 473-17-0119.WS

APPLICATION OF DOUBLE	§	BEFORE THE STATE OFFICE
DIAMOND UTILITY COMPANY, INC.	§	OF
FOR WATER AND SEWER	§	ADMINISTRATIVE HEARINGS
RATE/TARIFF CHANGE	§	

PREFILED DIRECT TESTIMONY AND EXHIBITS

OF

TIM GROUT

ON BEHALF OF

DOUBLE DIAMOND UTILITIES, CO.

AUGUST 4, 2017

RECEIVED
2017 AUG -4 PM 2:38
FILING OFFICE
PUC

EXHIBIT DDU-4

**PREFILED DIRECT TESTIMONY AND EXHIBITS
OF TIM GROUT
ON BEHALF OF
DOUBLE DIAMOND UTILITIES, CO.**

TABLE OF CONTENTS

<u>SECTION</u>	<u>PAGE</u>
I. BACKGROUND AND QUALIFICATIONS.....	1
II. PURPOSE OF TESTIMONY	3
III. ACCOUNTING ISSUES	4
EXHIBITS:	
DDU-4A: Resume of Tim Grout	
DDU-4B: 2015 Statement of Operations – The Cliffs	
DDU-4C: 2015 Statement of Operations – White Bluff	
DDU-4D: Test Year Detailed Trial Balance for The Cliffs	
DDU-4E: Test Year Detailed Trial Balance for White Bluff	
DDU-4F: 2015 customer billing and usage data for White Bluff and The Cliffs	
DDU-4G: DDU Rate Case Expenses-Paid as of July 15, 2017	

1 **I. BACKGROUND AND QUALIFICATIONS**

2 **Q. Please state your name and business address.**

3 A. My name is Tim Grout. My current business address is 5495 Beltline Road, Dallas,
4 Texas 75254.

5 **Q. What is your present position?**

6 A. I am currently the CFO of Double Diamond Delaware, Inc., which I will refer to as DDD.

7 **Q. What are your responsibilities as CFO for Double Diamond Delaware, Inc.?**

8 A. Manage the day-to-day operations of the Accounting department that includes land sales,
9 hospitality, and utilities.

10 **Q. What are your responsibilities with respect to DDU?**

11 A. I manage the day-to-day accounting operations.

12 **Q. Please describe your educational and professional background.**

13 A. I have an MBA in finance from the University of North Texas, a BBA in accounting from
14 Texas Tech University and have passed both the CPA and CMA exams.

15 **Q. Please describe your professional experience.**

16 A. I have 30 plus years in accounting spanning multiple industries including construction,
17 manufacturing and oil & gas.

18 **Q. What documents have you attached to your testimony?**

19 A. As the CFO for DDD, I will sponsor true and correct copies of DDD's and DDU's
20 business records maintained in the ordinary course of business within my area of responsibility
21 relating to DDU's budgets and expenditures for 2015. Several of these business records are
22 exhibits to support the Application (DDU-4B, DDU-4C, DDU-4D, DDU-4E and DDU-4F).

1 DDU-4B is the final Statement of Operations for The Cliffs for 2015, and includes the
2 end of test year totals. DDU-4C is the final Statement of Operations for White Bluff for 2015,
3 and includes the end of test year totals. DDU-4D is the test year Detailed Trial Balance for The
4 Cliffs, which includes operating expenses for The Cliffs during the test year. DDU-4E is the test
5 year Detailed Trial Balance for White Bluff. DDU-4F is the customer billing and usage data for
6 both water and wastewater for the White Bluff and The Cliffs systems. I sponsor these
7 documents that were provided to Mr. Joyce.

8 **Q. Are you the custodian of these records for DDU?**

9 **A. Yes.**

10 **Q. Does DDU keep these records in the regular course of business?**

11 **A. Yes.**

12 **Q. Was it the regular course of business for an employee or representative of DDU with**
13 **knowledge of the act or event recorded to make the record or to transmit information**
14 **thereof to be included in the record?**

15 **A. Yes.**

16 **Q. Were the records made at or near the time of the event, or reasonably soon**
17 **thereafter?**

18 **A. Yes.**

19 **Q. Are the documents exact duplicates of the originals?**

20 **A. Yes.**

1 **II. PURPOSE OF TESTIMONY**

2 **Q. Please state the purpose of your testimony.**

3 **A.** I sponsor the historic test year revenues and expenses used in the rate application and
4 other financial data that were taken from the business records of DDU. These records are
5 accurate and correct to the best of my knowledge.

6 **Q. Are the exhibits listed above that you are sponsoring true and correct?**

7 **A.** Yes, unless otherwise revised by this testimony.

8 **Q. What other items will you discuss in your testimony?**

9 **A.** I will discuss:

- 10 • DDU's account practices and why they are followed;
11 • treatment of common costs, such as corporate overheads; and
12 • reasonableness of expenses in the requested costs of services.

13 **Q. What was your assignment and scope of work regarding this proceeding?**

14 **A.** My department has been involved with many different aspects of the current DDU rate
15 case. Generally, they are:

- 16 • provided the historical financial records used in the rate application and which
17 underlie the requested revenue requirement;
18 • researched data and prepared responses to many of the discovery requests propounded
19 on DDU by other parties to these proceedings;
20 • assisted DDU's attorneys in developing the DDU's prefiled testimony; and
21 • since I am directly responsible for the accounting records maintained by DDU, I am
22 sponsoring the DDU's accounting records for submission into the record.

23 **Q. Can you identify the document attached as DDU-4G?**

1 A. Yes. DDU-4G is a true and correct copy of a report titled "DDU Rate Case Expenses -
2 Paid as of 7/15/2017."

3 **Q. Is the document attached as DDU-4G kept by DDU in the regular course of**
4 **business?**

5 A. Yes.

6 **Q. Was it the regular course of business for an employee or representative of DDU with**
7 **knowledge of the act or event recorded to make the record or to transmit information**
8 **thereof to be included in the record?**

9 A. Yes.

10 **Q. Were the records made at or near the time of the event, or reasonably soon**
11 **thereafter?**

12 A. Yes.

13 **Q. Is the document an exact duplicate of the original?**

14 A. Yes.

15 **III. ACCOUNTING ISSUES**

16 **Q. What system of accounts does DDU follow?**

17 A. DDU has historically followed General Accepted Accounting Principles (GAAP).

18 **Q. What are the accounting systems or practices used by DDU?**

19 A. Our Accounts Payable department receives all approved accounts payable requests with
20 attached vendor invoices. They are then forwarded to an Accounting Manager for final approval.
21 The checks to pay these expenses are prepared and processed by the Accounts Payable
22 department.

1 **Q. Do these invoices constitute all the accounting that must be done by or for DDU?**

2 **Please explain your answer.**

3 **A.** No. Those invoices are only a portion of the accounting done by DDU. We handle all
4 the billing and collection from customer accounts for the DDU systems. There are many
5 categories of expenses that DDU incurs that are accounted for at the DDD level as a result of the
6 synergies that can be achieved through a typical tiered corporate structure. For example,
7 employee benefits are provided at the parent level. DDD can negotiate better terms for things
8 like insurance if it uses a company wide employee base than just the utility employee base.
9 Federal and state taxes are handled at the DDD level.

10 **Q. Does DDD allocate "corporate overhead" expenses to DDU that are sought to be**
11 **recovered in these proposed rates? If so, how?**

12 **A.** Yes. Because DDD provides the billing and customer phone support functions for DDU
13 a portion of this labor is allocated to DDU.

14 **Q. Are these corporate overhead costs allocated to the individual water or sewer**
15 **systems?**

16 **A.** Yes.

17 **Q. Are there any DDU expenditures accounted for at the individual system level? If so,**
18 **why?**

19 **A.** Yes. Some expenditures are directly attributable to specific systems.

20 **Q. How are DDU's individual systems managed and budgeted?**

21 **A.** DDU manages these water and wastewater systems on a consolidated basis. All billing
22 and accounting functions are handled by the home office. An annual budget is prepared for each
23 subdivision each year.

1 **Q. Are there any payments to affiliated interests for costs of any services, or any**
2 **property, right or thing, or interest expense included in the test year cost of service**
3 **adjusted for known and measurable changes? If so, please explain them.**

4 **A.** There are "affiliate costs" in the cost of service. As I previously explained, many
5 expenses necessary for the operation of any large business are incurred at the corporate parent
6 level. DDD can purchase insurance, lease vehicle, etc. than any of the smaller subsidiaries
7 standing alone. There is greater purchasing power in bulk buying than piecemeal purchasing. It
8 is cheaper to share the services of senior management, accountants, attorneys, engineers, IT
9 specialists, etc. if they are employees of the parent and the subsidiaries only pay part of their
10 costs.

11 Of course, the key to the use of affiliate transactions like this is to ensure that the cost is
12 reasonable and necessary in the first place. This is done at several levels in the corporate annual
13 budgeting process. A budget is set for each subsidiary. Management at the subsidiary level must
14 stay within their budget or undergo an approval process to incur costs outside of that budget.
15 This is particularly true for affiliate transactions because a manager operating outside of the
16 budget structure strains the availability of resources for the rest of the affiliates. It may be
17 possible to accomplish the accounting tasks with available resources at the corporate level at a
18 lower overall cost.

19 The second key to affiliate transaction is the methods used to allocate those costs to the different
20 subsidiaries. As I have discussed, generally costs are allocated in the DDD corporate structure
21 by the annual budgeting process.

1 **Q. What primary standard is followed regarding affiliate costs being evaluated for**
2 **inclusion in a rate application's cost of service?**

3 **A.** The expense or charge to the affiliate proposing to include those dollars in its rate
4 application must be equal to or less than the service or property provider charges to other
5 affiliates or third parties.

6 **Q. Has this affiliate transaction standard been followed in this rate application?**

7 **A.** Yes. To the best of my knowledge, there are no affiliate expenses or other costs that are
8 not reasonable and necessary to provide public service or which exceed the cost to other
9 affiliates or third parties.

10 **Q. What does DDU do to insure reasonableness of expenses it seeks to recover from its**
11 **retail water and sewer customers?**

12 **A.** As I have described above, all expenses and capital improvement expenditures undergo a
13 rigorous corporate budgeting process, which includes stringent review of proposed budgets by
14 senior management with respective department heads, usually on a line-by-line basis.

15 **Q. Does DDU have any debt? If so, please explain.**

16 **A.** Yes. As of Dec. 2015, DDU had the debts listed on Schedule III-6 of the Application
17 (Exhibits DDU-1 and DDU-2). All the debts were payable to the lender at an interest rate of 6%
18 and are the subject of a Loan Agreement between DDU and the lender dated March 7, 2017. The
19 lender is a private bank in Texas.

20 **Q. Please describe how Resort Overhead expenses are allocated to DDU.**

21 **A.** Resort Overhead expenses are allocated to DDU based on its percentage of resources
22 used by utilities relative to payroll then applied against the respective Resorts budget.

1 **Q. Please describe how General & Administrative Overhead (i.e. security) is allocated**
2 **to DDU.**

3 **A.** General & Administrative Overhead, i.e. security is allocated at 5% for DDU. The 5% is
4 derived based on estimated time utilization of security manpower throughout the resort on DDU
5 resources.

6 **Q. Please describe how insurance expense is allocated to DDU.**

7 **A.** Executive directors and officers (D&O) liability, employment practices liability (EPL),
8 fiduciary, crime, and workers' compensation insurance are allocated based on headcount. For
9 any other insurance not specifically identified to a business, i.e. general liability and umbrella,
10 that insurance expense is allocated across the board based on that entities asset value as it relates
11 to the total.

12 **Q. Does this conclude your prefiled direct testimony?**

13 **A.** Yes, it does.

EXHIBIT DDU-4A

Summary of Qualifications

- *Strategic Planning
- *Treasury
- *Risk Management
- *Capital

- *M&A-Post Merger Integration
- *Forecasting / Budgeting
- *Cash Management/Forecast
- *SQL, Report Creation

- *ERP System Integration
- *Business Process / Re-engineering
- *Debt / Equity
- *Cost, Job, Project Accounting

Professional Experience

Double Diamond Companies, Dallas, Texas **2017-Present**
Hospitality and Construction
Chief Financial Officer
NAVISION

SOUTHWEST PETROLEUM, Dallas, Texas **2015-2017**
Oil and Gas Mineral Acquisition
Chief Financial Officer/VP Finance
Oversee accounting, finance, human resources, treasury, audit and tax.
Generated \$1.3 million federal tax refund.
Reduced overhead cost via process review and implementation.
QuickBooks Enterprise 2015.

PINNACLE COMPANIES, Sulphur Springs, Texas **2013 - 2015**
\$120 Million manufacturer in Oil and Gas
Chief Financial Officer
Oversee accounting, finance, human resources, treasury, IT, and insurance with multiple manufacturing locations.
*Created Strategic/Operational Plans, Customer/Product Contribution mix/margins, Financial and Cash forecasts.
*Enhanced financial reporting and analysis for multiple plant locations.
*Facilitated wind-up of company working with Banks, Legal and Suppliers.
*Identified bank liability overstatement resulting in **cash of \$147k**, corrected plant labor reporting.
***Identified and corrected \$460k work-in-process overstatement.**
*ERP system – Syspro.

UNITED RENOVATIONS L.P., Carrollton, Texas **2003 to 2012**
\$50 million national Apartment Renovation Company
Chief Financial Officer
Directed accounting, finance, purchasing, human resources, treasury, risk management, legal and insurance.
*Fostered relationships with banking, insurance, legal and CPA firms.
***Facilitated revenue growth of 316%.**
***Created start-up entity- generated \$12 Million in sales first 12 months.**
***Increased credit line by 400%.**
***Responsible for saving multi-million dollar customer.**
*Divested a supply division, and facilitated merger via due diligence and implementation.
*Established 401k safe-harbor plan.
***Created profit sharing program.**
*Involved in selection, implemented and training of tier II mid-market ERP system.
*Reviewed and executed all legal contracts.
*Developed company-wide standard operating procedures.
*Prepared monthly, quarterly covenant reporting.
*Managed financial, reporting and analysis for other legal entities.
*Facilitated CPA reviews / secured bonding requirements and oversaw corporate insurance.
*Systems: *GEAC-Construction Manager, SAGE -Master Builder*

Tim Grout - MBA
(Cell) 972-342-5013
tgrout@sbcglobal.net

PDP GROUP LLC, Dallas, Texas

2002 to 2003

\$5 million consulting firm specializing in re-engineering of small to midsize private companies.

Project Director

Worked with owners, senior management, and staff personnel in analyzing operations, performance and creating solutions to enhance and optimize results.

*Managed professionals in sales, warehousing, distribution, manufacturing, and accounting to achieve client goals.

*Created financial models – cash forecasting, budgets, and strategic plans and SOP's

*Identified and eliminated non-value added activities in multiple processes through-out organizations.

COMPUTER ASSOCIATES, Dallas, Texas

1999 to 2001

\$7 billion Software Company, designs, develops, markets, and supports BtoB and BtoC integrated solutions.

Pre-Sales - Senior Sales Consultant:

Responsible for consultative activity related to supply-chain applications – ERP Solutions, BtoB and BtoC on both AS400 and UNIX / NT environments.

*Assisted in closing \$2 million in sales

ARROW (subsidiary of Conagra Foods), Dallas, Texas

1995 to 1998

\$300 million manufacturer of private label consumer goods.

Cost Manager:

Responsible for management accounting department, four locations. *Forecasting, budgeting, financial analysis and management reporting. *Leader in manufacturing supply chain conversion, *JBA*. *Directed implementation of annual operating plan. *Identified annualized savings of eight million dollars. *Created financial flash reporting. *Enhanced forecasting accuracy and timeliness. *Reduced financial close cycle from 2 weeks to 1 week. *Leader of multiple re-engineering process teams.

VALEO CLIMATE CONROL, Fort Worth, Texas

1993 to 1995

\$300 million manufacturer of HVAC units for the automotive industry.

Senior Financial Analyst:

DELL COMPUTER, Austin, Texas

1989 to 1991

\$62 Billion manufacturer and distributor of computer systems.

Cost Manager:

MARY KAY COSMETICS, Dallas Texas

1986 to 1989

\$3 Billion International Cosmetic Company

Cost Analyst:

Texas Instruments, Dallas, Texas

1984 to 1986

\$14 Billion International Manufacturer of Semi-conductor products

Cost Engineer:

Education & Certifications

MBA - Finance

University of North Texas, Denton, Texas

BBA - Accounting

Texas Tech University, Lubbock, Texas

CPA, CMA, Texas; inactive

Affiliations

FEI (Financial Executives International), CFMA, (Construction Financial Management Association), FENG (Financial Executives Networking Group).

US Air Force

EXHIBIT DDU-4B

Double Diamond Utilities Co.
STATEMENT OF OPERATIONS
COMPARISON OF ACTUAL TO BUDGET AND PRIOR YEAR
For the Period from November 23, 2015 to December 27, 2015
(Amounts are in USD)
(Includes Department(s): Cliffs Water 8090, Cliffs Sewer 8091)

	CURRENT ACTUAL	CURRENT BUDGET	BUDGET PRIOR YEAR- VARIANCE	PRIOR YEAR- ACTUAL	YR TO DATE ACTUAL	YR TO DATE BUDGET	YTD VARIANCE	PRIOR YTD ACTUAL	ANNUAL BUDGET	% OF BUDGET UTIL
SALES										
Sewer Revenue	17,625	17,960	-335	17,251	209,017	215,530	-6,513	207,682	215,530	97
Sewer Tap					-5,155		-5,155			
Water Revenue	17,486	34,908	-17,422	5,649	366,968	418,886	-51,918	450,928	418,886	88
Water Tap					-3,984		-3,984			
Reconnect / Transfer Utilities		50	-50	65	675	600	75	1,390	600	113
Customer Credits		-300	300	-95	-34,837	-3,600	-31,237	-80,424	-3,600	968
TOTAL REVENUES	35,111	52,618	-17,507	22,870	532,685	631,416	-98,731	579,576	631,416	84
OTHER INCOME										
Late Charges	-41	250	-291	387	4,646	3,000	1,646	3,019	3,000	155
Other Income								67		
TOTAL OTHER INCOME	-41	250	-291	387	4,646	3,000	1,646	3,086	3,000	155
NET SALES AND INCOME	35,070	52,868	-17,798	23,257	637,331	634,416	-97,085	582,662	634,416	85
EMPLOYEE COMPENSATION										
Employee Compensation	4,327	5,000	-673	5,000	52,712	52,000	712	52,020	52,000	-101
Bonus/Commission					250		250			
Hourly Wages	5,656	5,106	550	4,239	49,288	53,104	-3,816	36,670	53,104	-93
Labor Transfers	302	604	-302	302	3,847	4,832	-985	3,624	4,832	-80
Payroll Burden	1,411	1,819	-408	1,376	13,944	18,916	-4,972	14,837	18,916	-74
Workers Comp Claims Paid		6	-6			75	-75		75	
Recruiting	479		479	135	7,793		7,793	1,774		
Other Employee Expense	150		150		1,986		1,986	26		
TOTAL EMPLOYEE COMPENSATION	12,324	12,535	-211	11,062	129,821	128,927	894	108,951	128,927	-101
INTEREST EXPENSE										
OCCUPANCY EXPENSE										
Electricity	1,411	1,950	-539	723	21,567	23,400	-1,833	24,310	23,400	-92
Gas / Propane	1,130	934	196		1,130	2,800	-1,670	2,826	2,800	-40

Double Diamond Utilities Co.
STATEMENT OF OPERATIONS
COMPARISON OF ACTUAL TO BUDGET AND PRIOR YEAR
For the Period from November 23, 2015 to December 27, 2015

	CURRENT ACTUAL	CURRENT BUDGET	BUDGET PRIOR YEAR- VARIANCE	PRIOR YEAR- ACTUAL	YR TO DATE ACTUAL	YR TO DATE BUDGET	YTD VARIANCE	PRIOR YTD ACTUAL	ANNUAL BUDGET	% OF BUDGET UTIL
Water / Sewer	1,181	1,075	106	1,182	14,173	12,900	1,273	11,422	12,900	-110
TOTAL OCCUPANCY EXPENS	3,722	3,959	-237	1,904	36,870	39,100	-2,230	38,558	39,100	-94
G&A EXPENSE										
Cleaning Supplies		20	-20		206	240	-34	222	240	-86
Smallwares / Tools	6	75	-69		1,525	900	625	871	900	-169
Uniforms		50	-50		511	600	-89	313	600	-85
Office Supplies		50	-50		612	600	12	99	600	-102
Safety Supplies		13	-13		273	150	123	8	150	-182
Other Supplies		20	-20	83	74	240	-166	83	240	-31
Printing		20	-20		156	240	-84	101	240	-85
Computer Expense		25	-25	10	432	300	132	256	300	-144
Postage & Delivery	167	208	-41	140	2,391	2,500	-109	4,045	2,500	-96
Telephone	271	200	71	135	1,933	2,400	-467	1,640	2,400	-81
Mobile Phones / Pagers	125	150	-25	188	2,238	1,800	438	1,538	1,800	-124
Travel		50	-50		640	600	40	392	600	-107
Meals & Entertainment		21	-21	36	364	250	134	204	250	-154
Vehicle Expense	663	300	363	200	4,032	3,600	432	1,175	3,600	-112
Vehicle Fuel Expense	1,029	971	58	1,120	14,968	11,660	3,308	13,679	11,660	-128
Equipment Fuel Expense		28	-28		411	336	75	173	336	-122
Landscaping					162		162	139		
Vehicle Lease/Recurring	730	700	30	1,430	10,185	9,800	385	14,971	9,800	-104
Other Contract Services	561		561		750		750	4,013		
Dues & Subscriptions		20	-20			240	-240		240	
Training & Education		83	-83		2,728	1,000	1,728	350	1,000	-273
Taxes & Licenses		30	-30	653	4,354	360	3,994	4,280	360	-1,209
Property Taxes	159	130	29	127	1,586	1,560	26	1,688	1,560	-102
Professional Fees	3,911	400	3,511	10,879	24,269	4,800	19,469	19,759	4,800	-505
Insurance Expense	1,703	1,875	-172	1,848	20,606	22,500	-1,894	22,177	22,500	-92
Bank Charges	669	250	419	934	3,485	3,000	485	3,722	3,000	-116
Credit Card Fees	250	150	100	506	2,148	1,800	348	2,245	1,800	-119
R&M Building		208	-208		3,123	2,496	627	1,970	2,496	-125
R&M Equipment		250	-250		282	3,000	-2,718	1,721	3,000	-9

Double Diamond Utilities Co.
STATEMENT OF OPERATIONS
COMPARISON OF ACTUAL TO BUDGET AND PRIOR YEAR
For the Period from November 23, 2015 to December 27, 2015

	CURRENT ACTUAL	CURRENT BUDGET	BUDGET PRIOR YEAR- VARIANCE	PRIOR YEAR- ACTUAL	YR TO DATE ACTUAL	YR TO DATE BUDGET	YTD VARIANCE	PRIOR YTD ACTUAL	ANNUAL BUDGET	% OF BUDGET UTIL
R&M Chemicals	1,622	1,834	-212	2,019	20,068	22,000	-1,932	22,125	22,000	-91
R&M - Water Plant	-5,677	2,500	-8,177		52,681	30,000	22,681	30,762	30,000	-176
R&M - Sewer Plant	1,612	984	628		20,852	11,800	9,052	13,321	11,800	-177
R&M - Distribution Lines		1,000	-1,000		11,176	12,000	-824	28,679	12,000	-93
R&M - Collection Lines	282	2,083	-1,801		35,226	24,996	10,230	37,131	24,996	-141
Minor Improvements					40		40			
Nonrecurring Replacements						12,000	-12,000	7,329	12,000	
Water Tests	19	209	-190	19	3,326	2,500	826	2,460	2,500	-133
Sewer Tests	1,611	1,250	361	1,553	21,886	15,000	6,886	20,623	15,000	-146
Sewer Tap Expense								1,080		
Regulatory Sewer Fees		50	-50			600	-600		600	
TOTAL G&A EXPENSE	9,713	16,207	-6,494	21,880	269,708	207,868	61,840	265,344	207,868	-130
ALLOCATIONS & OTHER										
Allocated Resort Overhead	3,527	3,527		3,518	38,344	38,343	1	39,267	38,343	-100
TOTAL ALLOCATIONS & OTH	3,527	3,527		3,518	38,344	38,343	1	39,267	38,343	-100
TOTAL BUDGETED EXPENSE	29,286	36,228	-6,942	38,354	474,742	414,238	60,504	452,120	414,238	-115
NET INCOME-BUDGET ITEMS	5,785	16,640	-10,855	-15,097	62,589	220,178	-157,589	130,542	220,178	28
NON-BUDGETED ITEMS										
Interest Income / Expense - Af	1,226		1,226	1,226	14,715		14,715	14,715		
Other Income/Expense	23,822		23,822		23,822		23,822			
Debt Service-Payments	-2,190		-2,190	-4,290	-10,732		-10,732	-14,241		
Interest Expense - Leases	156		156	314	793		793	1,155		
Depreciation	6,973		6,973	6,568	83,983		83,983	78,810		
TOTAL NON-BUDGET ITEMS	29,986		29,988	3,817	112,581		112,581	80,439		
NET INCOME (LOSS)	-24,203	16,640	-40,843	-18,914	-49,992	220,178	-270,170	50,103	220,178	-23

Double Diamond Utilities Co.
STATEMENT OF OPERATIONS
COMPARISON OF ACTUAL TO BUDGET AND PRIOR YEAR
For the Period from November 23, 2015 to December 27, 2015

	CURRENT ACTUAL	CURRENT BUDGET	BUDGET VARIANCE	PRIOR YEAR- ACTUAL	YR TO DATE ACTUAL	YR TO DATE BUDGET	YTD VARIANCE	PRIOR YTD ACTUAL	ANNUAL BUDGET	% OF BUDGET UTIL
NET INCOME TEST	24,203	-16,640	40,843	18,914	49,992	-220,178	270,170	-50,103	-220,178	23
DIFFERENCE										

EXHIBIT DDU-4C

Double Diamond Utilities Co.
STATEMENT OF OPERATIONS
COMPARISON OF ACTUAL TO BUDGET AND PRIOR YEAR
For the Period from November 23, 2015 to December 27, 2015
(Amounts are in USD)

(Includes Department(s): White Bluff Water 9090, White Bluff Sewer 9091)

	CURRENT ACTUAL	CURRENT BUDGET	BUDGET PRIOR YEAR- VARIANCE	ACTUAL	YR TO DATE ACTUAL	YR TO DATE BUDGET	YTD VARIANCE	PRIOR YTD ACTUAL	ANNUAL BUDGET	% OF BUDGET UTIL
SALES										
Sewer Revenue	31,054	33,598	-2,544	32,101	381,062	403,174	-22,112	388,791	403,174	95
Sewer Tap					4,394		4,394			
Water Revenue	24,259	45,792	-21,533	5,195	462,608	549,504	-86,896	487,068	549,504	84
Water Tap					5,684		5,684			
Reconnect / Transfer Utilities	130	250	-120	220	3,530	3,000	530	2,880	3,000	118
Customer Credits		-400	400	-563	-7,091	-4,800	-2,291	-7,341	-4,800	148
TOTAL REVENUES	55,444	79,240	-23,796	36,954	850,187	950,878	-100,691	871,398	950,878	89
OTHER INCOME										
Late Charges	-74	350	-424	454	5,041	4,200	841	4,092	4,200	120
Other Income	-635		-635	49	1,165		1,165	49		
TOTAL OTHER INCOME	-708	350	-1,058	503	6,206	4,200	2,006	4,141	4,200	148
NET SALES AND INCOME	54,736	79,690	-24,856	37,456	856,393	955,078	-98,685	875,539	955,078	90
EMPLOYEE COMPENSATION										
Employee Compensation	4,231	4,231	0	4,231	44,000	44,004	-4	43,971	44,004	-100
Bonus/Commission	-225		-225		25		25	56		
Hourly Wages	10,485	9,299	1,186	10,064	107,049	96,708	10,341	97,395	96,708	-111
Labor Transfers	302	604	-302	302	3,624	4,832	-1,208	4,012	4,832	-75
Payroll Burden	2,319	2,165	154	2,436	24,890	22,516	2,374	21,902	22,516	-111
Other Employee Expense								544		
Other Employee Expense								34		
TOTAL EMPLOYEE COMPENSATION	17,111	16,299	812	17,032	179,588	168,060	11,528	167,915	168,060	-107
INTEREST EXPENSE										
Interest Expense	13,667	11,667	2,000	25,688	160,182	140,004	20,178	161,654	140,004	-114
TOTAL INTEREST EXPENSE	13,667	11,667	2,000	25,688	160,182	140,004	20,178	161,654	140,004	-114
OCCUPANCY EXPENSE										
Electricity	6,205	8,865	-2,660	8,688	85,323	106,380	-21,057	103,761	106,380	-80

Double Diamond Utilities Co.
STATEMENT OF OPERATIONS
COMPARISON OF ACTUAL TO BUDGET AND PRIOR YEAR
For the Period from November 23, 2015 to December 27, 2015

	CURRENT ACTUAL	CURRENT BUDGET	BUDGET VARIANCE	PRIOR YEAR- ACTUAL	YR TO DATE ACTUAL	YR TO DATE BUDGET	YTD VARIANCE	PRIOR YTD ACTUAL	ANNUAL BUDGET	% OF BUDGET UTIL
Gas / Propane								12		
Water / Sewer					1,182		1,182			
Trash Removal								30		
TOTAL OCCUPANCY EXPENS	6,205	8,865	-2,660	8,688	86,505	106,380	-19,875	103,803	106,380	-81
G&A EXPENSE										
Cleaning Supplies		7	-7		31	80	-49		80	-39
Smallwares / Tools	51	150	-99	6	1,997	1,800	197	1,944	1,800	-111
Uniforms	381	100	281	11	1,131	1,200	-69	1,272	1,200	-94
Office Supplies		30	-30		40	360	-320	75	360	-11
Safety Supplies		30	-30		794	360	434	201	360	-220
Other Supplies		10	-10		23	120	-97	26	120	-19
Printing		10	-10			120	-120		120	
Computer Expense		30	-30	10	349	360	-11	256	360	-97
Postage & Delivery	336	400	-64	294	3,839	4,800	-961	5,479	4,800	-80
Telephone	2	10	-8		6	120	-114	9	120	-5
Mobile Phones / Pagers	75	75		113	863	900	-38	938	900	-96
Travel		45	-45			540	-540	514	540	
Meals & Entertainment		30	-30		68	360	-292	71	360	-19
Vehicle Expense	40	350	-310	881	4,755	4,200	555	5,606	4,200	-113
Vehicle Fuel Expense	1,115	1,250	-135	109	14,529	15,000	-471	15,062	15,000	-97
Equipment Fuel Expense	50	225	-175	64	1,517	2,700	-1,183	2,272	2,700	-56
Equipment Lease/Recurring	3,323	3,323		3,323	39,876	39,876		39,876	39,876	-100
Vehicle Lease/Recurring	832	666	166		5,824	5,328	496	6,733	5,328	-109
Other Contract Services					484		484	365		
Training & Education		30	-30		861	360	501	967	360	-239
Taxes & Licenses	765	170	595	1,355	3,717	2,040	1,677	3,216	2,040	-182
Property Taxes	21,583	3,500	18,083	51,065	103,683	42,000	61,683	89,565	42,000	-247
Professional Fees		250	-250		3,937	3,000	937		3,000	-131
Insurance Expense	1,547	1,834	-287	1,598	18,234	22,000	-3,766	19,177	22,000	-83
Bank Charges	1,412	450	962	1,939	7,323	5,400	1,923	7,515	5,400	-136
Credit Card Fees	439	450	-11	833	4,881	5,400	-519	5,269	5,400	-90
R&M Building		100	-100		35	1,200	-1,165	16	1,200	-3

Double Diamond Utilities Co.
STATEMENT OF OPERATIONS
COMPARISON OF ACTUAL TO BUDGET AND PRIOR YEAR
For the Period from November 23, 2015 to December 27, 2015

	CURRENT ACTUAL	CURRENT BUDGET	BUDGET PRIOR YEAR- VARIANCE	PRIOR YEAR- ACTUAL	YR TO DATE ACTUAL	YR TO DATE BUDGET	YTD VARIANCE	PRIOR YTD ACTUAL	ANNUAL BUDGET	% OF BUDGET UTIL
R&M Equipment	132	400	-268		1,360	4,800	-3,440	5,087	4,800	-28
R&M Chemicals	85	1,000	-915	85	9,338	12,000	-2,662	9,763	12,000	-78
R&M - Water Plant	-30,639	1,167	-31,806	1,257	26,993	14,004	12,989	41,734	14,004	-193
R&M - Sewer Plant	173	1,333	-1,160	1,055	17,033	15,996	1,037	28,938	15,996	-106
R&M - Distribution Lines		1,000	-1,000	252	13,823	12,000	1,823	14,201	12,000	-115
R&M - Collection Lines	18,479	5,000	13,479	7,550	84,126	60,000	24,126	65,751	60,000	-140
Water Tests	38	200	-162	38	2,429	2,400	29	1,180	2,400	-101
Regulatory Water Fees		2,000	-2,000		22,047	24,000	-1,953		24,000	-92
Sewer Tests	338	400	-64	336	7,049	4,800	2,249	4,349	4,800	-147
Sewer Tap Expense					500		500	327		
TOTAL G&A EXPENSE	20,554	26,025	-5,470	72,173	403,497	309,624	93,873	377,754	309,624	-130
ALLOCATIONS & OTHER										
Allocated Resort Overhead	1,355	1,343	12	1,322	14,448	14,348	100	14,933	14,348	-101
TOTAL ALLOCATIONS & OTH	1,355	1,343	12	1,322	14,448	14,348	100	14,933	14,348	-101
TOTAL BUDGETED EXPENSE	58,892	64,199	-5,306	124,904	844,220	738,416	105,804	826,059	738,416	-114
NET INCOME-BUDGET ITEMS	-4,157	15,391	-19,549	-87,448	12,173	216,662	-204,489	49,480	216,662	6
NON-BUDGETED ITEMS										
Interest Income / Expense - Af	2,442		2,442	2,442	29,300		29,300	29,300		
Other Income/Expense	37,775		37,775		61,005		61,005			
Debt Service-Payments	-5,819		-5,819	-3,323	-45,700		-45,700	-46,599		
Interest Expense - Leases	397		397		974		974	144		
Depreciation	12,445		12,445	3,709	148,621		148,621	72,109		
Amortization of Deferred Loan	1,534		1,534	6,138	18,414		18,414	18,414		
TOTAL NON-BUDGET ITEMS	48,774		48,774	8,966	212,614		212,614	73,368		
NET INCOME (LOSS)	-52,931	15,391	-68,322	-96,413	-200,441	216,662	-417,103	-23,888	216,662	-93

Double Diamond Utilities Co.
STATEMENT OF OPERATIONS
COMPARISON OF ACTUAL TO BUDGET AND PRIOR YEAR
 For the Period from November 23, 2015 to December 27, 2015

	CURRENT ACTUAL	CURRENT BUDGET	BUDGET VARIANCE	PRIOR YEAR- ACTUAL	YR TO DATE ACTUAL	YR TO DATE BUDGET	YTD VARIANCE	PRIOR YTD ACTUAL	ANNUAL BUDGET	% OF BUDGET UTIL
NET INCOME TEST	52,931	-15,391	68,322	96,413	200,441	-216,662	417,103	23,888	-216,662	93
DIFFERENCE										

EXHIBIT DDU-4D

Detail Trial Balance

May 13, 2016 9 35 AM

Includes Activities from December 29, 2014 to December 27, 2015
 Double Diamond Utilities Co.

Page 1
 MJB

Accounts without activities or balances during the above period are not included.
 G/L Account Department Filter: 8090 .8091

Posting Date	Doc Type	Document No.	Source Code	Sour Type	Source No.	Description	Debit Activities	Credit Activities	Balance
Account: 1311-8090		I/C - DTX		Beginning Balance					-24,150.90
01/01/15	Invoi	PJ0049499	PURCHJNL			cl utilities 30%		150.28	
01/02/15		JE0037637	GENJNL			Pkg. Umbrella, E&O, Auto Ins.		1,021.61	
01/02/15		JE0037639	GENJNL			P1 TX Non-Subscriber-DDM		38.17	
01/02/15		JE0037679	GENJNL			P1 EXEC D&O, EIP, FPI & Crime		99.49	
01/15/15		JE0037636	GENJNL			P1 Workers Comp Ins Exp based		53.34	
01/20/15	Invoi	PJ0049681	PURCHJNL			Utility payment batch issue		10.00	
01/26/15	Invoi	PJ0049791	PURCHJNL			cl utilities		136.58	
01/28/15	Invoi	PJ0049853	PURCHJNL			Postage & Delivery		9.78	
01/28/15	Invoi	PJ0049853	PURCHJNL			Telephone		8.06	
01/28/15	Invoi	PJ0049853	PURCHJNL			Training & Education		810.00	
02/02/15		JE0037818	GENJNL			P2 EXEC. D&O, EPL, FLI & Crime		99.49	
02/02/15		JE0037819	GENJNL			TX Non-Subscriber-DDM		38.17	
02/02/15		JE0037847	GENJNL			Pkg. Umbrella, E&O, Auto Ins.		1,009.09	
02/10/15	Invoi	PJ0049877	PURCHJNL			Utility payment batch issue		50.00	
02/10/15	Invoi	PJ0050122	PURCHJNL			sewer counts by development		15.00	
02/15/15	Invoi	PJ0049926	PURCHJNL			GC monthly water consumption		1,181.50	
02/15/15		JE0037816	GENJNL			P2 Workers Comp Ins Exp based		53.34	
02/23/15	Invoi	PJ0050316	PURCHJNL			chfils mtc		39.50	
02/28/15	Invoi	PJ0050133	PURCHJNL			Telephone		5.46	
02/28/15	Invoi	PJ0050133	PURCHJNL			Posting for utility mgr/TC		349.00	
02/28/15	Invoi	PJ0050136	PURCHJNL			nsp/adv tc		570.00	
02/28/15	Invoi	PJ0050152	PURCHJNL			NSP ASV/TC		2,285.00	
03/02/15		JE0038030	GENJNL			P3 EXEC. D&O, EPL, FLI & Crime		99.49	
03/02/15		JE0038031	GENJNL			TX Non-Subscriber-DDM		38.17	
03/02/15		JE0038036	GENJNL			Pkg. Umbrella, E&O, Auto Ins		1,009.09	
03/03/15	Invoi	PJ0050086	PURCHJNL			CL Utilities 30%		145.53	
03/10/15	Invoi	PJ0050140	PURCHJNL			utility billing issue		20.00	
03/15/15	Invoi	PJ0050252	PURCHJNL			System water avail. agreement 20		1,181.50	
03/15/15		JE0038029	GENJNL			p3 Workers Comp Ins Exp based		53.34	
03/25/15	Invoi	PJ0050453	PURCHJNL			TC -Utility manager		138.00	
03/28/15	Invoi	PJ0050343	PURCHJNL			Notebook, Pens. and Toner		101.16	
03/28/15	Invoi	PJ0050343	PURCHJNL			Brent Cornelius Basic Wasterwate		375.00	
03/28/15	Invoi	PJ0050343	PURCHJNL			Kelton Leggert Surface Water Pro		375.00	
03/28/15	Invoi	PJ0050343	PURCHJNL			Telephone		9.54	
03/28/15	Invoi	PJ0050343	PURCHJNL			Telephone Long Distance		0.43	
03/28/15	Invoi	PJ0050343	PURCHJNL			Telephone Long Distance		8.31	
03/29/15		JE0038063	GENJNL			Accrue 1st qtr Compass LB fees		926.65	
03/31/15	Invoi	PJ0050445	PURCHJNL			NSP ADV/TC		962.60	
03/31/15	Invoi	PJ0050461	PURCHJNL			NSP ADC/TC		125.50	
04/02/15		JE0038289	GENJNL			Pkg. Umbrella, E&O, Auto Ins.		1,009.09	
04/02/15		JE0038291	GENJNL			TX Non-Subscriber-DDM		38.17	
04/02/15		JE0038292	GENJNL			P4 EXEC. D&O, EPL, FLI & Crim		99.49	
						Balance to Carry Forward . . .	0.00	14,748.92	-24,150.90

Detail Trial Balance

Includes Activities from December 29, 2014 to December 27, 2015
 Double Diamond Utilities Co.

May 13, 2016 9:35 AM

Page 2

MJB

G/L Account Department Filter 8090 8091

Posting Date	Doc Type	Document No.	Source Code	Sour Type	Source No.	Description	Debit Activities	Credit Activities	Balance
Account. 1311-8090		VC - DTX				Balance Forward	0 00	14,748.92	-24,150.90
04/07/15	Invoi	PJ0050341	PURCHJNL			CL Utilities 30%		126.32	
04/15/15		JE0038290	GENJNL			P4 Workers Comp Ins Exp based		53.34	
04/26/15	Invoi	PJ0050569	PURCHJNL			P4 Classes for Water for Kelton L.		222.00	
04/26/15	Invoi	PJ0050569	PURCHJNL			P4 Shipping		6.91	
04/26/15	Invoi	PJ0050569	PURCHJNL			P4 Shipping		25.05	
04/26/15	Invoi	PJ0050569	PURCHJNL			P4 Telephone Long Distance		5.01	
04/27/15	Invoi	PJ0050653	PURCHJNL			Printing		149.06	
04/29/15	Invoi	PJ0050654	PURCHJNL			Printng		6.58	
04/30/15	Invoi	PJ0050669	PURCHJNL			NSP ADV/TC		1,258.00	
04/30/15	Invoi	PJ0050701	PURCHJNL			NSP ADV/TC		380.00	
05/02/15		JE0038421	GENJNL			P5 EXEC D&O, EPL, FLI & Crm		99.49	
05/02/15		JE0038424	GENJNL			TX Non-Subscriber-DDM		38.17	
05/02/15		JE0038442	GENJNL			Pkg, Umbrella, E&O, Auto Ins		1,009.09	
05/06/15	Invoi	PJ0050552	PURCHJNL			CL 30%		137.66	
05/15/15		JE0038423	GENJNL			P5 Workers Comp Ins Exp based		53.34	
05/21/15	Invoi	PJ0050727	PURCHJNL			Postage & Delivery		6.91	
05/24/15	Invoi	PJ0050853	PURCHJNL			Shipping		6.91	
05/24/15	Invoi	PJ0050853	PURCHJNL			Shipping		6.91	
05/25/15	Invoi	PJ0051067	PURCHJNL			FedEx Shipping		6.87	
05/25/15	Invoi	PJ0051067	PURCHJNL			FedEx Shipping		6.91	
05/25/15	Invoi	PJ0051067	PURCHJNL			Telephone Long Distant		9.05	
05/27/15	Invoi	PJ0050812	PURCHJNL			Business cards the Cliffs utilities		37.86	
06/01/15	Invoi	PJ0050820	PURCHJNL			CL UTILITIES 30%		108.21	
06/02/15	Invoi	PJ0050862	PURCHJNL			CC expire report for utility		10.00	
06/02/15		JE0038752	GENJNL			P6 EXEC D&O, EPL, FLI & Crm		99.49	
06/02/15		JE0038754	GENJNL			TX Non-Subscriber-DDM		38.17	
06/02/15		JE0038756	GENJNL			Pkg, Umbrella, E&O, Auto Ins.		1,009.09	
06/15/15		JE0038755	GENJNL			P6 Workers Comp Ins Exp based		53.34	
06/23/15	Invoi	PJ0051023	PURCHJNL			CC BATCH PROBLEMS FOR CLI		80.00	
07/01/15	Invoi	PJ0051055	PURCHJNL			CL UTILITIES 30%		236.67	
07/01/15	Invoi	PJ0051417	PURCHJNL			FedEx Shipping		6.87	
07/01/15	Invoi	PJ0051417	PURCHJNL			FedEx Shipping		6.91	
07/02/15		JE0039024	GENJNL			P7 EXEC D&O, EPL, FLI & Crm		99.49	
07/02/15		JE0039038	GENJNL			p7 Blanket coverage property		390.94	
07/02/15		JE0039038	GENJNL			p7 Corp Gen Liab.		123.07	
07/02/15		JE0039038	GENJNL			p7 Corp business auto		282.25	
07/02/15		JE0039038	GENJNL			p7 Umb inc not LT to GL, Auto, Cr		256.09	
07/10/15	Invoi	PJ0051336	PURCHJNL			P#71725534 WorkComp 6/13-6/1		22.41	
07/10/15	Invoi	PJ0051337	PURCHJNL			P#71725534 WorkComp 6/14-6/1		74.29	
07/14/15	Invoi	PJ0051288	PURCHJNL			Utility only set up CCC		20.00	
07/15/15		JE0039019	GENJNL			P7 Workers Comp Ins based on		128.50	
07/15/15		JE0039021	GENJNL			P7 TX Non-Subscriber-DDM		34.46	
07/26/15		JE0039082	GENJNL			Accrue Compass 2nd qtr 2015 LB		917.81	
07/27/15		JE0039184	GENJNL			REV P1-P6 Pkg, Umbrella, E&O,	6,054.54		
07/27/15		JE0039184	GENJNL			TrueUp P1-P6 Blanket coverage p		2,345.64	
						Balance to Carry Forward	6,054.54	24,744.06	-24,150.90

Detail Trial Balance

Includes Activities from December 29, 2014 to December 27, 2015
 Double Diamond Utilities Co.

May 13, 2016 9 35 AM

Page 3

MJB

G/L Account Department Filter 8090 .8091

Posting Date	Doc Type	Document No.	Source Code	Sour Type	Source No.	Description	Debit Activities	Credit Activities	Balance
Account. 1311-8090		I/C - DTX				Balance Forward.	6,054.54	24,744.06	-24,150.90
07/27/15		JE0039184	GENJNL			TrueUp P1-P6 CorpGen Liab.		738.42	
07/27/15		JE0039184	GENJNL			TrueUp P1-P6 Corp. business aut		1,693.50	
07/27/15		JE0039184	GENJNL			TrueUp P1-P6 Umb IBNLT GL, Au		1,536.54	
08/01/15	Invoi	PJ0051419	PURCHJNL			cl utilities		222.31	
08/02/15		JE0039185	GENJNL			p8 Blanket coverage property		390.94	
08/02/15		JE0039185	GENJNL			p8 Corp Gen Liab		123.07	
08/02/15		JE0039185	GENJNL			p8 Corp business auto		282.25	
08/02/15		JE0039185	GENJNL			p8 Umb IBNLT GL, Auto, Crime, S		256.09	
08/02/15		JE0039188	GENJNL			P8 EXEC D&O, EPL, FLI & Crim		99.49	
08/02/15		JE0039189	GENJNL			P8 TX Non-Subscriber-DDM		34.46	
08/02/15		JE0039190	GENJNL			P8 Workers Comp Ins based on		128.50	
08/11/15	Invoi	PJ0051532	PURCHJNL			addtl info for water billing, utility po		24.00	
08/23/15	Invoi	PJ0051716	PURCHJNL			NTTA		26.52	
08/23/15	Invoi	PJ0051716	PURCHJNL			NTTA		43.15	
08/23/15	Invoi	PJ0051716	PURCHJNL			Index Cards, Toner, Sharpie,		164.52	
08/23/15	Invoi	PJ0051716	PURCHJNL			Motel Stay for Kelton Leggett		199.68	
08/23/15	Invoi	PJ0051716	PURCHJNL			FedEx Shipping		6.91	
08/23/15	Invoi	PJ0051716	PURCHJNL			CenturyLink Long Distance		9.05	
09/02/15		CR0056994	CASHRECJ			refund - Jackson Walker	2,039.93		
09/02/15		JE0039506	GENJNL			P9 EXEC D&O, EPL, FLI & Crim		99.49	
09/02/15		JE0039507	GENJNL			P9 TX Non-Subscriber-DDM		34.46	
09/02/15		JE0039509	GENJNL			P9 Workers Comp Ins based on		128.50	
09/02/15		JE0039510	GENJNL			p9 Blanket coverage property		390.94	
09/02/15		JE0039510	GENJNL			p9 Corp Gen Liab.		123.07	
09/02/15		JE0039510	GENJNL			p9 Corp. business auto		282.25	
09/02/15		JE0039510	GENJNL			p9 Umb inc not LT to GL, Auto, Cr		256.09	
09/03/15	Invoi	PJ0051792	PURCHJNL			CL UTILITIES 30%		134.99	
09/22/15	Invoi	PJ0052016	PURCHJNL			meter readings for July		40.00	
09/27/15	Invoi	PJ0052018	PURCHJNL			Power Supply		82.97	
09/27/15	Invoi	PJ0052018	PURCHJNL			CenturyLink Long Distance		9.05	
09/27/15	Invoi	PJ0052018	PURCHJNL			NTTA TollTag		1.91	
09/27/15	Invoi	PJ0052018	PURCHJNL			FedEx Shipping		12.71	
09/30/15	Invoi	PJ0052063	PURCHJNL			NSP ADV/TC		1,128.00	
10/02/15		JE0039919	GENJNL			P10 Workers Comp Ins based on		128.50	
10/02/15		JE0039920	GENJNL			P10 TX Non-Subscriber-DDM		34.46	
10/02/15		JE0039921	GENJNL			p10 Blanket coverage property		390.94	
10/02/15		JE0039921	GENJNL			p10 Corp Gen Liab.		123.07	
10/02/15		JE0039921	GENJNL			p10 Corp business auto		282.25	
10/02/15		JE0039921	GENJNL			p10 Umb inc not LT to GL, Auto,		256.09	
10/02/15		JE0039923	GENJNL			P10 EXEC D&O, EPL, FLI & Cr		91.44	
10/06/15	Invoi	PJ0052027	PURCHJNL			CL UTILITIES 30%		211.30	
10/25/15	Invoi	PJ0052277	PURCHJNL			Buck Nunley class for license rene		235.00	
10/25/15	Invoi	PJ0052277	PURCHJNL			FedEx Shipping		22.45	
10/25/15	Invoi	PJ0052277	PURCHJNL			See Invoice		204.58	
10/25/15	Invoi	PJ0052277	PURCHJNL			USB Drive and Binders		22.25	
						Balance to Carry Forward	8,094.47	35,450.22	-24,150.90

ppc

EXHIBIT DDU-4D

DDU000663

Detail Trial Balance

May 13, 2016 9:35 AM

Includes Activities from December 29, 2014 to December 27, 2015
 Double Diamond Utilities Co.

Page 4
 MJB

G/L Account Department Filter: 8090 8091

Posting Date	Doc Type	Document No.	Source Code	Sour Type	Source No.	Description	Debit Activities	Credit Activities	Balance
Account 1311-8090		IPC - DTX				Balance Forward	8,094.47	35,450.22	-24,150.90
10/25/15	Invoi	PJ0052277	PURCHJNL			Cordless ITAD Announce		54.07	
10/25/15	Invoi	PJ0052277	PURCHJNL			Todd Dilworth Class for License R		250.00	
10/25/15	Invoi	PJ0052277	PURCHJNL			CenturyLink Long Distance		9.05	
10/25/15	Invoi	PJ0052277	PURCHJNL			Copy Paper Silver		27.69	
10/25/15	Invoi	PJ0052277	PURCHJNL			CenturyLink Long Distance		9.05	
10/26/15	Invoi	PJ0052493	PURCHJNL			FedEx Shipping		6.84	
10/26/15	Invoi	PJ0052493	PURCHJNL			FedEx Shipping		6.84	
10/26/15	Invoi	PJ0052493	PURCHJNL			FedEx Shipping		19.39	
11/02/15		JE0040174	GENJNL			P11 Workers Comp Ins based on		128.50	
11/02/15		JE0040175	GENJNL			P11 EXEC D&O, EPL, FLI & Cr		91.44	
11/02/15		JE0040177	GENJNL			P11 TX Non-Subscriber-DDM		34.46	
11/02/15		JE0040178	GENJNL			P11 Blanket coverage property		390.94	
11/02/15		JE0040178	GENJNL			P11 Corp Gen Liab		123.07	
11/02/15		JE0040178	GENJNL			P11 Corp business auto		282.25	
11/02/15		JE0040178	GENJNL			P11 Umb inc not LT to GL, Auto,		256.09	
11/03/15	Invoi	PJ0052278	PURCHJNL			cl utilities 30%		164.66	
11/17/15	Invoi	PJ0052420	PURCHJNL			sewer rate research, sewer averag		50.00	
11/22/15		JE0040255	GENJNL			Accrue 3rd qtr 2015 Compass LB f		971.82	
11/30/15	Invoi	PJ0052536	PURCHJNL			NSP ADV/TC		427.68	
11/30/15	Invoi	PJ0052538	PURCHJNL			NSP ADV/TC		31.17	
12/02/15		JE0040384	GENJNL			P12 EXEC. D&O, EPL, FLI & Cr		91.44	
12/02/15		JE0040385	GENJNL			P12 TX Non-Subscriber-DDM		34.46	
12/02/15		JE0040386	GENJNL			P12 Blanket coverage property		390.94	
12/02/15		JE0040386	GENJNL			P12 Corp Gen Liab.		123.07	
12/02/15		JE0040386	GENJNL			P12 Corp. business auto		282.25	
12/02/15		JE0040386	GENJNL			P12 Umb inc not LT to GL, Auto,		256.09	
12/02/15		JE0040388	GENJNL			P12 Workers Comp Ins based on		128.50	
12/04/15	Invoi	PJ0052523	PURCHJNL			CL UTILITIES 30%		160.16	
12/27/15	Invoi	PJ0052733	PURCHJNL			DGS1518		31.86	
12/27/15	Invoi	PJ0052733	PURCHJNL			STORAGE-November		561.32	
12/27/15	Invoi	PJ0052733	PURCHJNL			FedEx Shipping		6.89	
12/27/15		JE0040676	GENJNL			2015 Property tax AP ACC TC Pa		1,585.74	
12/27/15		JE0040701	GENJNL			Accrue Compass LB fees		669.00	
01/02/15		JE0037637	GENJNL			Pkg, Umbrella, E&O, Auto Ins.		480.22	
01/15/15		JE0037636	GENJNL			P1 Workers Comp Ins Exp based		53.34	
02/02/15		JE0037847	GENJNL			Pkg, Umbrella, E&O, Auto Ins.		474.34	
02/15/15		JE0037816	GENJNL			P2 Workers Comp Ins Exp based		53.34	
03/02/15		JE0038036	GENJNL			Pkg, Umbrella, E&O, Auto Ins.		474.34	
03/15/15		JE0038029	GENJNL			p3 Workers Comp Ins Exp based		53.34	
04/02/15		JE0038289	GENJNL			Pkg, Umbrella, E&O, Auto Ins		474.34	
04/15/15		JE0038290	GENJNL			P4 Workers Comp Ins Exp based		53.34	
05/02/15		JE0038442	GENJNL			Pkg, Umbrella, E&O, Auto Ins		474.34	
05/15/15		JE0038423	GENJNL			P5 Workers Comp Ins Exp based		53.34	
06/02/15		JE0038756	GENJNL			Pkg, Umbrella, E&O, Auto Ins		474.34	
06/15/15		JE0038755	GENJNL			P6 Workers Comp Ins Exp based		53.34	
						Balance to Carry Forward	8,094.47	46,278.91	-24,150.90

Detail Trial Balance

Includes Activities from December 29, 2014 to December 27, 2015
 Double Diamond Utilities Co.

May 13, 2016 9:35 AM

Page 5

MJB

G/L Account, Department Filter 8090.8091

Posting Date	Doc Type	Document No.	Source Code	Sour Type	Source No.	Description	Debit Activities	Credit Activities	Balance
Account: 1311-8090		I/C - DTX				Balance Forward	8,094.47	46,278.91	-24,150.90
07/02/15		JE0039038	GENJNL			p7 Blanket coverage property		24.98	
07/02/15		JE0039038	GENJNL			p7 Corp Gen Liab.		123.07	
07/02/15		JE0039038	GENJNL			p7 Corp business auto		94.08	
07/02/15		JE0039038	GENJNL			p7 Umb inc not LT to GL, Auto, Cr		153.65	
07/10/15	Invoi	PJ0051336	PURCHJNL			P#71725534 WorkComp 6/13-6/1		22.41	
07/10/15	Invoi	PJ0051337	PURCHJNL			P#71725534 WorkComp 6/14-6/1		74.29	
07/27/15		JE0039184	GENJNL			REV P1-P6 Pkg, Umbrella, E&O.	2,846.04		
07/27/15		JE0039184	GENJNL			TrueUp P1-P6 Blanket coverage p		149.88	
07/27/15		JE0039184	GENJNL			TrueUp P1-P6 Corp Gen Liab.		738.42	
07/27/15		JE0039184	GENJNL			TrueUp P1-P6 Corp. business aut		564.48	
07/27/15		JE0039184	GENJNL			TrueUp P1-P6 Umb IBNLT GL, Au		921.90	
08/02/15		JE0039185	GENJNL			p8 Blanket coverage property		24.98	
08/02/15		JE0039185	GENJNL			p8 Corp Gen Liab.		123.07	
08/02/15		JE0039185	GENJNL			p8 Corp. business auto		94.08	
08/02/15		JE0039185	GENJNL			p8 Umb IBNLT GL, Auto, Crime, S		153.65	
09/02/15		JE0039510	GENJNL			p9 Blanket coverage property		24.98	
09/02/15		JE0039510	GENJNL			p9 Corp Gen Liab.		123.07	
09/02/15		JE0039510	GENJNL			p9 Corp. business auto		94.08	
09/02/15		JE0039510	GENJNL			p9 Umb inc not LT to GL, Auto, Cr		153.65	
09/27/15	Invoi	PJ0052018	PURCHJNL			Wastewater Classes for Kelton Le		111.00	
09/27/15	Invoi	PJ0052018	PURCHJNL			Water Classes for Kelton Leggett		300.00	
10/02/15		JE0039921	GENJNL			p10 Blanket coverage property		24.98	
10/02/15		JE0039921	GENJNL			p10 Corp Gen Liab		123.07	
10/02/15		JE0039921	GENJNL			p10 Corp. business auto		94.08	
10/02/15		JE0039921	GENJNL			p10 Umb inc not LT to GL, Auto,		153.65	
11/02/15		JE0040178	GENJNL			P11 Blanket coverage property		24.98	
11/02/15		JE0040178	GENJNL			P11 Corp Gen Liab.		123.07	
11/02/15		JE0040178	GENJNL			P11 Corp business auto		94.08	
11/02/15		JE0040178	GENJNL			P11 Umb inc not LT to GL, Auto,		153.65	
12/02/15		JE0040386	GENJNL			P12 Blanket coverage property		24.98	
12/02/15		JE0040386	GENJNL			P12 Corp Gen Liab		123.07	
12/02/15		JE0040386	GENJNL			P12 Corp business auto		94.08	
12/02/15		JE0040386	GENJNL			P12 Umb inc not LT to GL, Auto,		153.65	
Total Activities							10,940.51	51,535.97	-40,595.46
Account: 1311-8090		I/C - DTX		Ending Balance					-64,746.36
Account: 1313-3210		I/C - DDC		Beginning Balance					-2,500,354.35
03/29/15		JE0005924	GENJNL			rubber boots		43.28	
03/29/15		JE0005925	GENJNL			fuel for company vehicle		40.00	
03/29/15		JE0005926	GENJNL			tire repair		12.00	
03/29/15		JE0005927	GENJNL			car wash		9.00	
Balance to Carry Forward							0.00	104.28	-2,500,354.35

DDU000665

ppc

EXHIBIT DDU-4D

Detail Trial Balance

May 13, 2016 9:35 AM

Includes Activities from December 29, 2014 to December 27, 2015

Page 6

Double Diamond Utilities Co.

MJB

G/L Account Department Filter: 8090 8091

Posting Date	Doc Type	Document No.	Source Code	Sour Type	Source No.	Description	Debit Activities	Credit Activities	Balance
Account	1313-3210		I/C - DDC			Balance Forward	0 00	104.28	-2,500,354.35
10/11/15		JE0006049	GENJNL			B Nunley - TC - Meet w/Josh & w		111.52	
10/11/15		JE0006049	GENJNL			B Nunley - TC - Meet w/Josh & w		111.52	
						Total Activities	0 00	327.32	-327.32
Account:	1313-3210		I/C - DDC			Ending Balance			-2,500,681.67
Account:	1313-5022		I/C - RCC			Beginning Balance			-31.93
Account:	1313-5022		I/C - RCC			Ending Balance			-31.93
Account:	1313-8022		I/C - CCC			Beginning Balance			-1,012,656.52
12/31/14	Invoi	PJ0052544	PURCHJNL			1FTFX1CF5DFD67961-Registrati		67.00	
01/04/15	Invoi	PJ0052240	PURCHJNL			- Water Plant		52.01	
01/04/15	Invoi	PJ0052243	PURCHJNL			- Water Plant		83.46	
01/14/15	Invoi	PJ0052280	PURCHJNL			gas		20.07	
01/14/15	Invoi	PJ0052280	PURCHJNL			jeans		43.24	
01/14/15	Invoi	PJ0052280	PURCHJNL			jeans		21.62	
01/14/15	Invoi	PJ0052309	PURCHJNL			Wtr treatment-30%		1,650.20	
01/15/15		JE0021937	GENJNL			Allocated Resort -66%		2,024.22	
01/17/15	Invoi	PJ0052358	PURCHJNL			Postage & Delivery		76.98	
01/22/15	Invoi	PJ0052400	PURCHJNL			uniforms		37.88	
01/26/15	Invoi	PJ0052686	PURCHJNL			1GCCS149488171241		63.75	
01/29/15	Invoi	PJ0052416	PURCHJNL			hoses		84.14	
01/29/15		JE0022144	GENJNL			rcs wiper blades		14.70	
01/31/15	Invoi	PJ0052531	PURCHJNL			CLEANING /BREAKROOM SUPP		52.35	
02/04/15	Invoi	PJ0052428	PURCHJNL			Water Plant		52.01	
02/04/15	Invoi	PJ0052431	PURCHJNL			Water plant		83.46	
02/06/15		CR0024975	CASHRECJ			B. Nunley/B Nunley/Zack		38.93	
02/10/15	Invoi	PJ0052587	PURCHJNL			state inspectno		14.50	
02/11/15	Invoi	PJ0052493	PURCHJNL			GAS FOR FORD		15.00	
02/11/15	Invoi	PJ0052493	PURCHJNL			LUNCH DURING CLASS		16.75	
02/11/15	Invoi	PJ0052493	PURCHJNL			LUNCH DURING CLASS		10.23	
02/11/15	Invoi	PJ0052493	PURCHJNL			LUNCH DURING CLASS		14.69	
02/11/15	Invoi	PJ0052493	PURCHJNL			GAS FOR F150		20.00	
02/11/15	Invoi	PJ0052496	PURCHJNL			WTR TRMT 30%		1,744.25	
02/15/15		JE0022111	GENJNL			Allocated Resort -66%		1,795.20	
02/19/15	Invoi	PJ0052541	PURCHJNL			JEANS		36.78	
02/22/15		JE0022023	GENJNL			P2 Postage Use		0.98	
02/23/15	Invoi	PJ0052614	PURCHJNL			Postage & Delivery		191.54	
03/04/15	Invoi	PJ0052616	PURCHJNL			water plant		52.01	
03/04/15	Invoi	PJ0052617	PURCHJNL			Water pant		83.46	
						Balance to Carry Forward	0.00	8,461.41	-1,012,656.52

Detail Trial Balance

Includes Activities from December 29, 2014 to December 27, 2015
 Double Diamond Utilities Co.

May 13, 2016 9 35 AM
 Page 7
 MJB

G/L Account. Department Filter: 8090..8091

Posting Date	Doc Type	Document No.	Source Code	Sour Type	Source No.	Description	Debit Activities	Credit Activities	Balance
Account. 1313-8022		1/C - CCC				Balance Forward	0.00	8,461.41	-1,012,656.52
03/05/15		CR0025044	CASHRECJ			B. Nunley		12.63	
03/12/15	Invoi	PJ0052690	PURCHJNL			WTR TRTMT 30%		1,759.22	
03/15/15		JE0022213	GENJNL			Allocated Resort -66%		2,195.16	
03/23/15		JE0022166	GENJNL			Scotty Galbreath Fire Extinguish		188.55	
03/29/15		JE0022246	GENJNL			oil, filters		96.79	
03/31/15	Invoi	PJ0052821	PURCHJNL			hose shut off, nozzle sweeper		7.46	
04/04/15	Invoi	PJ0052830	PURCHJNL			Water Plant		52.01	
04/04/15	Invoi	PJ0052875	PURCHJNL			WATER PLANT		83.46	
04/14/15	Invoi	PJ0052933	PURCHJNL			Wtr treatment 30%		1,406.46	
04/15/15	Invoi	PJ0052886	PURCHJNL			gc monthly water consumption		1,181.50	
04/15/15		JE0022274	GENJNL			Allocated Resort -66%		2,170.74	
04/24/15		CR0025193	CASHRECJ			B Nunley/N. Nolte		30.82	
04/28/15	Invoi	PJ0053060	PURCHJNL			PLUMBING PARTS		19.26	
04/28/15	Invoi	PJ0053060	PURCHJNL			RADIATOR HOSE		36.01	
05/04/15	Invoi	PJ0053120	PURCHJNL			Water plant		83.46	
05/04/15	Invoi	PJ0053121	PURCHJNL			water plant		52.01	
05/04/15	Invoi	PJ0053123	PURCHJNL			water plant		89.90	
05/05/15	Invoi	PJ0053249	PURCHJNL			dial, windex, dawn, lysol, etc		46.43	
05/05/15	Invoi	PJ0053249	PURCHJNL			heat lamp, extension cord		34.14	
05/11/15		JE0022448	GENJNL			Shirts-J. Nolte		128.07	
05/12/15	Invoi	PJ0053193	PURCHJNL			WTR TRMT 30%		1,211.86	
05/15/15		JE0022389	GENJNL			Allocated Resort -66%		1,909.38	
05/15/15	Invoi	PJ0053250	PURCHJNL			GC Monthly water consumption		1,181.50	
05/20/15	Invoi	PJ0053258	PURCHJNL			wrench, plier, cablesnake, fishape		104.96	
05/21/15	Invoi	PJ0053242	PURCHJNL			tool set		54.09	
05/21/15	Invoi	PJ0053242	PURCHJNL			fastereners		31.11	
05/21/15	Invoi	PJ0053242	PURCHJNL			cordless phone		20.54	
05/21/15	Invoi	PJ0053242	PURCHJNL			fuel		5.00	
05/22/15		CR0025270	CASHRECJ			J. Nolte		12.65	
05/22/15		CR0025270	CASHRECJ			R. Gracey		40.42	
05/22/15		JE0022465	GENJNL			Rcls 25270-R. Gracey	40.42		
05/22/15	Invoi	PJ0053291	PURCHJNL			Windex, lysol, paper towels, etc		37.77	
05/23/15		CR0025271	CASHRECJ			Randy Gracey		72.93	
05/23/15		JE0022466	GENJNL			Rcls 25271-R. Gracey	72.93		
05/24/15		JE0022459	GENJNL			P5 Bottled Water		10.38	
05/27/15	Invoi	PJ0053301	PURCHJNL			plumbing parts		4.57	
06/04/15	Invoi	PJ0053309	PURCHJNL			water plant		52.01	
06/04/15	Invoi	PJ0053310	PURCHJNL			water plant		83.46	
06/09/15	Invoi	PJ0053383	PURCHJNL			C surface water test		25.00	
06/11/15	Invoi	PJ0053390	PURCHJNL			WTR TRTMT 30%		1,204.51	
06/13/15		JE0022628	GENJNL			B. Nunley-Uniforms		121.16	
06/15/15	Invoi	PJ0053443	PURCHJNL			GC monthly water consumption		1,181.50	
06/15/15		JE0022554	GENJNL			Allocated Resort -66%		2,294.16	
06/18/15		CR0025366	CASHRECJ			B. Nunley/J. Nolte		28.44	
06/25/15		JE0022606	GENJNL			R. Gracy		900.00	
						Balance to Carry Forward	113.35	28,722.89	-1,012,656.52

Detail Trial Balance

May 13, 2016 9 35 AM

Includes Activities from December 29, 2014 to December 27, 2015
 Double Diamond Utilities Co.

Page 8
 MJB

G/L Account Department Filter: 8090..8091

Posting Date	Doc Type	Document No.	Source Code	Sour Type	Source No.	Description	Debit Activities	Credit Activities	Balance
Account. 1313-8022		IPC - CCC				Balance Forward	113 35	28,722.89	-1,012,656.52
06/28/15		JE0022643	GENJNL			P6 Postage Use		6.69	
06/28/15		JE0022646	GENJNL			P6 Bottled Water		10.38	
06/28/15		JE0022652	GENJNL			P6 Landscaping		161.72	
06/29/15	Invoi	PJ0053716	PURCHJNL			Pump at sewer plant & maint		5,317.80	
06/30/15	Invoi	PJ0053886	PURCHJNL			straps, grip joint, pvc grip joint		103.21	
07/01/15	Invoi	PJ0053641	PURCHJNL			gas		50.00	
07/01/15	Invoi	PJ0053641	PURCHJNL			tap/drill		5.45	
07/01/15	Invoi	PJ0053641	PURCHJNL			galv nipple, galv bell reducer		12.32	
07/01/15	Invoi	PJ0053641	PURCHJNL			temer, saw blade		18.83	
07/01/15	Invoi	PJ0053641	PURCHJNL			fasteners		8.84	
07/01/15	Invoi	PJ0053641	PURCHJNL			corner brace		44.80	
07/01/15	Invoi	PJ0053641	PURCHJNL			drill bit		17.93	
07/01/15	Invoi	PJ0053641	PURCHJNL			metai whl alu		4.37	
07/01/15	Invoi	PJ0053641	PURCHJNL			fibermat, bondo, hardener		28.02	
07/04/15	Invoi	PJ0053718	PURCHJNL			water plant		52.01	
07/04/15	Invoi	PJ0053722	PURCHJNL			water plant		83.46	
07/08/15	Invoi	PJ0053784	PURCHJNL			repair		16.00	
07/13/15		JE0022733	GENJNL			380 Frank's Hot Rod Backhoe Tire		114.75	
07/14/15	Invoi	PJ0053813	PURCHJNL			wtr trmnt 30%		1,728.00	
07/15/15	Invoi	PJ0053814	PURCHJNL			GC monthly water consumption		1,181.50	
07/15/15		JE0022766	GENJNL			Allocated Resort -66%		1,976.70	
07/15/15		JE0022767	GENJNL			REV Allocated Resort -66%	1,976.70		
07/15/15		JE0022768	GENJNL			REV Allocated Resort -66%		2,115.96	
07/19/15		JE0022829	GENJNL			B. Nunley-Uniform		79.00	
07/26/15		JE0022802	GENJNL			P7 Postage Use		0.48	
07/26/15		JE0022803	GENJNL			P7 Bottled Water		5.19	
07/26/15	Invoi	PJ0053937	PURCHJNL			gas		40.00	
07/26/15	Invoi	PJ0053937	PURCHJNL			gas		20.01	
07/27/15	Invoi	PJ0053942	PURCHJNL			battery 18v 2 pk		140.71	
07/28/15		JE0022845	GENJNL			390 Linda Tuggle-Tax A/C Veh Re		70.25	
08/04/15	Invoi	PJ0053987	PURCHJNL			water plant		83.46	
08/04/15	Invoi	PJ0053990	PURCHJNL			water plant		52.01	
08/11/15		CR0025576	CASHRECJ			J. Nolte		26.34	
08/12/15	Invoi	PJ0054005	PURCHJNL			Wtr Trmt-30%		1,709.18	
08/12/15	Invoi	PJ0054081	PURCHJNL			PVC coupling		25.90	
08/12/15	Invoi	PJ0054081	PURCHJNL			car wash		10.00	
08/12/15	Invoi	PJ0054081	PURCHJNL			steel pipe wrench		25.31	
08/15/15		JE0022769	GENJNL			REV Allocated Resort -66%		1,976.70	
08/18/15	Invoi	PJ0054008	PURCHJNL			GC monthly water consumption		1,180.55	
08/23/15		JE0022974	GENJNL			P8 Postage Use		2.74	
08/23/15		JE0022975	GENJNL			P8 Postage Use Corr	2.74		
08/23/15		JE0022976	GENJNL			P8 Bottled Water		10.38	
09/04/15	Invoi	PJ0054209	PURCHJNL			Water plant		83.46	
09/04/15	Invoi	PJ0054210	PURCHJNL			water plant		52.01	
09/11/15	Invoi	PJ0054330	PURCHJNL			utilities car wash		8.00	
						Balance to Carry Forward	2,092.79	47,383.31	-1,012,656.52

Detail Trial Balance

Includes Activities from December 29, 2014 to December 27, 2015
 Double Diamond Utilities Co

May 13, 2016 9:35 AM

Page 9

MJB

G/L Account Department Filter 8090..8091

Posting Date	Doc Type	Document No.	Source Code	Sour Type	Source No.	Description	Debit Activities	Credit Activities	Balance
		Account: 1313-8022		I/C - CCC		Balance Forward	2,092.79	47,383.31	-1,012,656.52
09/14/15	Invoi	PJ0054331	PURCHJNL			Wtr Trtmt-30%		1,777.68	
09/15/15		JE0022770	GENJNL			REV Allocated Resort -66%		2,385.24	
09/15/15	Invoi	PJ0054363	PURCHJNL			GC monthly water consumption		1,180.55	
09/23/15	Invoi	PJ0054426	PURCHJNL			hole saw, quick change		28.06	
09/23/15	Invoi	PJ0054426	PURCHJNL			flat tire fix		9.49	
09/25/15		JE0023181	GENJNL			Lodging-R. Gracy		900.00	
09/27/15		JE0023208	GENJNL			P9 Postage Use		2.74	
10/04/15	Invoi	PJ0054511	PURCHJNL			water plant		83.46	
10/04/15	Invoi	PJ0054513	PURCHJNL			Water plant		52.01	
10/09/15		CR0025753	CASHRECJ			B Nunley/J Nolte/K Leggett		39.96	
10/12/15		JE0023303	GENJNL			United Co-Op Services Dividend	79.82		
10/13/15	Invoi	PJ0054561	PURCHJNL			Wtr Trtmt-30%		1,592.32	
10/13/15	Invoi	PJ0054563	PURCHJNL			silicone gasket		16.87	
10/13/15	Invoi	PJ0054563	PURCHJNL			blue silicone gasket		5.76	
10/13/15	Invoi	PJ0054563	PURCHJNL			jeans		21.64	
10/13/15	Invoi	PJ0054563	PURCHJNL			vehicle wash		12.00	
10/13/15	Invoi	PJ0054563	PURCHJNL			econo wash		4.00	
10/13/15	Invoi	PJ0054563	PURCHJNL			4 millimeter clear poly		15.79	
10/13/15	Invoi	PJ0054563	PURCHJNL			knead boot		31.66	
10/15/15		JE0022771	GENJNL			REV Allocated Resort -66%		2,204.40	
10/15/15	Invoi	PJ0054584	PURCHJNL			GC monthly water consumption		1,180.55	
10/25/15		JE0023344	GENJNL			P10 Postage Use		3.22	
11/03/15	Invoi	PJ0054750	PURCHJNL			pvc plug		8.95	
11/03/15	Invoi	PJ0054750	PURCHJNL			water test		25.00	
11/03/15	Invoi	PJ0054750	PURCHJNL			unleaded gas		10.00	
11/03/15	Invoi	PJ0054750	PURCHJNL			gas		26.61	
11/03/15	Invoi	PJ0054750	PURCHJNL			pvc cap		3.61	
11/03/15	Invoi	PJ0054750	PURCHJNL			unleaded gas		93.49	
11/03/15	Invoi	PJ0054750	PURCHJNL			titanium drill bit		36.70	
11/04/15	Invoi	PJ0054775	PURCHJNL			water plant		83.46	
11/04/15	Invoi	PJ0054776	PURCHJNL			water plant		52.01	
11/10/15	Invoi	PJ0054783	PURCHJNL			Wtr Trtmt-30%		1,405.38	
11/15/15		JE0022772	GENJNL			REV Allocated Resort -66%		1,907.40	
11/15/15	Invoi	PJ0054802	PURCHJNL			GC monthly water consumption		1,180.55	
11/22/15		JE0023485	GENJNL			P11 Postage Use		1.46	
11/23/15	Invoi	PJ0054990	PURCHJNL			propane		231.00	
11/23/15	Credi	PJ0054991	PURCHJNL			propane credit	11.00		
12/02/15	Invoi	PJ0054986	PURCHJNL			propane for water plant		300.00	
12/03/15	Invoi	PJ0054915	PURCHJNL			Jify Lube - Vehicle Maintenance		62.38	
12/03/15	Invoi	PJ0054915	PURCHJNL			Smart Hardware - fasteners		4.33	
12/03/15	Invoi	PJ0054915	PURCHJNL			Do it Best Hardware - Silicone gas		8.43	
12/03/15		JE0023543	GENJNL			J. Nolte-Lodging		150.00	
12/04/15	Invoi	PJ0054975	PURCHJNL			water plant		52.01	
12/04/15	Invoi	PJ0054976	PURCHJNL			water plant		83.46	
12/11/15	Invoi	PJ0055056	PURCHJNL			WTR TRMT 30%		1,165.80	
						Balance to Carry Forward	2,183.61	65,822.74	-1,012,656.52

ppc

EXHIBIT DDU-4D

DDU000669

Detail Trial Balance

Includes Activities from December 29, 2014 to December 27, 2015
 Double Diamond Utilities Co

May 13, 2016 9 35 AM

Page 10

MJB

G/L Account Department Filter 8090.8091

Posting Date	Doc Type	Document No.	Source Code	Sour Type	Source No.	Description	Debit Activities	Credit Activities	Balance
Account 1313-8022		VC - CCC				Balance Forward	2,183.61	65,822.74	-1,012,656.52
12/11/15	Invoi	PJ0055078	PURCHJNL			propane		400.00	
12/15/15		JE0022773	GENJNL			REV Allocated Resort -66%		2,327.82	
12/15/15	Invoi	PJ0055111	PURCHJNL			GC monthly water consumption		1,180.55	
12/17/15	Invoi	PJ0055059	PURCHJNL			center wheel		6.39	
12/17/15	Invoi	PJ0055059	PURCHJNL			gas		10.06	
12/18/15	Invoi	PJ0055072	PURCHJNL			Propane at water plant		210.00	
12/18/15	Invoi	PJ0055109	PURCHJNL			one time charge -relocate equipm		135.31	
01/14/15	Invoi	PJ0052312	PURCHJNL			1 SWR LFT 20%		5.69	
01/14/15	Invoi	PJ0052312	PURCHJNL			2 SWR LIFT		91.00	
01/14/15	Invoi	PJ0052312	PURCHJNL			3 SWR LIFT		29.96	
01/14/15	Invoi	PJ0052312	PURCHJNL			4 SWR LFT		35.53	
01/14/15	Invoi	PJ0052312	PURCHJNL			LFT STATION		567.56	
01/14/15	Invoi	PJ0052312	PURCHJNL			Oak tree-Boster		133.91	
01/15/15		JE0021937	GENJNL			Allocated Resort -34%		1,042.78	
02/11/15	Invoi	PJ0052494	PURCHJNL			1 SWR LFT 20%		5.76	
02/11/15	Invoi	PJ0052494	PURCHJNL			2 swr lft		83.35	
02/11/15	Invoi	PJ0052494	PURCHJNL			3 swr lft		30.03	
02/11/15	Invoi	PJ0052494	PURCHJNL			4 SWR LFT		35.40	
02/11/15	Invoi	PJ0052494	PURCHJNL			LFT STATION		17.30	
02/11/15	Invoi	PJ0052494	PURCHJNL			Oak tree Boster		18.17	
02/11/15	Invoi	PJ0052685	PURCHJNL			1 SWR LFT 20%		5.18	
02/11/15	Invoi	PJ0052685	PURCHJNL			2 swr lft		82.12	
02/11/15	Invoi	PJ0052685	PURCHJNL			3 swr lft		29.96	
02/11/15	Invoi	PJ0052685	PURCHJNL			4 SWR LFT		35.98	
02/11/15	Invoi	PJ0052685	PURCHJNL			LFT STATION- Melbourne		17.30	
02/11/15	Invoi	PJ0052685	PURCHJNL			Oak tree Boster		17.30	
02/15/15		JE0022111	GENJNL			Allocated Resort -34%		925.80	
03/15/15		JE0022213	GENJNL			Allocated Resort -34%		1,130.84	
03/31/15	Invoi	PJ0052821	PURCHJNL			bondo, hardener, fibermat		32.58	
04/14/15	Invoi	PJ0052935	PURCHJNL			1 SWR LFT 20%		5.89	
04/14/15	Invoi	PJ0052935	PURCHJNL			2 swr lft		94.98	
04/14/15	Invoi	PJ0052935	PURCHJNL			3 swr lft		30.03	
04/14/15	Invoi	PJ0052935	PURCHJNL			4 SWR LFT		35.82	
04/14/15	Invoi	PJ0052935	PURCHJNL			LFT STATION- Melbourne		17.30	
04/14/15	Invoi	PJ0052935	PURCHJNL			Oak tree Boster		17.30	
04/15/15		JE0022274	GENJNL			Allocated Resort -34%		1,118.26	
05/12/15	Invoi	PJ0053124	PURCHJNL			1 SWR LFT 20%		5.40	
05/12/15	Invoi	PJ0053124	PURCHJNL			2 swr lft		97.95	
05/12/15	Invoi	PJ0053124	PURCHJNL			3 swr lft		31.82	
05/12/15	Invoi	PJ0053124	PURCHJNL			4 SWR LFT		32.87	
05/12/15	Invoi	PJ0053124	PURCHJNL			LFT STATION- Melbourne		17.30	
05/12/15	Invoi	PJ0053124	PURCHJNL			Oak tree Boster		17.30	
05/15/15		JE0022389	GENJNL			Allocated Resort -34%		983.62	
06/09/15	Invoi	PJ0053383	PURCHJNL			fibermat, hardener,, bondo		28.38	
06/12/15	Invoi	PJ0053451	PURCHJNL			1 SWR LFT 20%		7.63	
						Balance to Carry Forward	2,183.61	77,008.22	-1,012,656.52

Detail Trial Balance

Includes Activities from December 29, 2014 to December 27, 2015
 Double Diamond Utilities Co

May 13, 2016 9:35 AM

Page 11

MJB

G/L Account. Department Filter 8090 .8091

Posting Date	Doc Type	Document No.	Source Code	Sour Type	Source No.	Description	Debit Activities	Credit Activities	Balance
Account. 1313-8022		I/C - CCC				Balance Forward.	2,183.61	77,008.22	-1,012,656.52
06/12/15	Invoi	PJ0053451	PURCHJNL			2 swr lft		112.03	
06/12/15	Invoi	PJ0053451	PURCHJNL			3 swr lft		31.96	
06/12/15	Invoi	PJ0053451	PURCHJNL			4 SWR LFT		37.41	
06/12/15	Invoi	PJ0053451	PURCHJNL			LFT STATION- Melbourne		17.30	
06/12/15	Invoi	PJ0053451	PURCHJNL			Oak tree Boster		17.30	
06/15/15		JE0022554	GENJNL			Allocated Resort -34%		1,181.84	
06/29/15	Invoi	PJ0053820	PURCHJNL			Sludge removal		3,638.20	
06/30/15	Invoi	PJ0053846	PURCHJNL			mushroom vent kit, protect panel.		7,406.57	
07/15/15	Invoi	PJ0053723	PURCHJNL			1 SWR LFT 20%		9.16	
07/15/15	Invoi	PJ0053723	PURCHJNL			2 swr lft		124.36	
07/15/15	Invoi	PJ0053723	PURCHJNL			3 swr lft		30.64	
07/15/15	Invoi	PJ0053723	PURCHJNL			4 SWR LFT		36.93	
07/15/15	Invoi	PJ0053723	PURCHJNL			LFT STATION- Melbourne		17.30	
07/15/15	Invoi	PJ0053723	PURCHJNL			Oak tree Boster		18.17	
07/15/15		JE0022766	GENJNL			Allocated Resort -34%		1,018.30	
07/15/15		JE0022767	GENJNL			REV Allocated Resort -34%	1,018.30		
07/15/15		JE0022768	GENJNL			REV Allocated Resort -34%		1,090.04	
08/13/15	Invoi	PJ0054006	PURCHJNL			1 SWR LFT 20%		7.98	
08/13/15	Invoi	PJ0054006	PURCHJNL			2 swr lft		120.97	
08/13/15	Invoi	PJ0054006	PURCHJNL			3 swr lft		31.16	
08/13/15	Invoi	PJ0054006	PURCHJNL			4 SWR LFT		35.33	
08/13/15	Invoi	PJ0054006	PURCHJNL			LFT STATION- Melbourne		17.30	
08/13/15	Invoi	PJ0054006	PURCHJNL			Oak tree Boster		18.47	
08/15/15		JE0022769	GENJNL			REV Allocated Resort -34%		1,018.30	
09/15/15		JE0022770	GENJNL			REV Allocated Resort -34%		1,228.76	
09/15/15	Invoi	PJ0054333	PURCHJNL			1 SWR LFT 20%		7.34	
09/15/15	Invoi	PJ0054333	PURCHJNL			2 swr lft		101.93	
09/15/15	Invoi	PJ0054333	PURCHJNL			3 swr lft		30.52	
09/15/15	Invoi	PJ0054333	PURCHJNL			4 SWR LFT		33.92	
09/15/15	Invoi	PJ0054333	PURCHJNL			LFT STATION- Melbourne		17.30	
09/15/15	Invoi	PJ0054333	PURCHJNL			Oak tree Boster		19.39	
10/13/15	Invoi	PJ0054563	PURCHJNL			fasteners		4.79	
10/14/15	Invoi	PJ0054562	PURCHJNL			1 SWR LFT 20%		6.36	
10/14/15	Invoi	PJ0054562	PURCHJNL			2 swr lft		108.80	
10/14/15	Invoi	PJ0054562	PURCHJNL			3 swr lft		36.97	
10/14/15	Invoi	PJ0054562	PURCHJNL			4 SWR LFT		40.54	
10/14/15	Invoi	PJ0054562	PURCHJNL			LFT STATION- Melbourne		21.25	
10/14/15	Invoi	PJ0054562	PURCHJNL			Oak tree Boster		23.61	
10/15/15		JE0022771	GENJNL			REV Allocated Resort -34%		1,135.60	
11/11/15	Invoi	PJ0054782	PURCHJNL			1 SWR LFT 20%		7.17	
11/11/15	Invoi	PJ0054782	PURCHJNL			2 swr lft		123.55	
11/11/15	Invoi	PJ0054782	PURCHJNL			3 swr lft		38.51	
11/11/15	Invoi	PJ0054782	PURCHJNL			4 SWR LFT		47.01	
11/11/15	Invoi	PJ0054782	PURCHJNL			LFT STATION- Melbourne		21.25	
11/11/15	Invoi	PJ0054782	PURCHJNL			Oak tree Boster		23.82	
						Balance to Carry Forward	3,201.91	96,123.63	-1,012,656.52

DDU000671

ppc

EXHIBIT DDU-4D

Detail Trial Balance

May 13, 2016 9:35 AM

Includes Activities from December 29, 2014 to December 27, 2015

Page 12

Double Diamond Utilities Co.

MJB

G/L Account Department Filter: 8090 .8091

Posting Date	Doc Type	Document No.	Source Code	Sour Type	Source No.	Description	Debit Activities	Credit Activities	Balance	
Account 1313-8022 I/C - CCC							Balance Forward.	3,201.91	96,123.63	-1,012,656.52
11/15/15		JE0022772	GENJNL			REV Allocated Resort -34%		982.60		
12/14/15	Invoi	PJ0055058	PURCHJNL			1 SWR LFT 20%		6.92		
12/14/15	Invoi	PJ0055058	PURCHJNL			2 swr lft		116.37		
12/14/15	Invoi	PJ0055058	PURCHJNL			3 swr lft		36.57		
12/14/15	Invoi	PJ0055058	PURCHJNL			4 SWR LFT		41.69		
12/14/15	Invoi	PJ0055058	PURCHJNL			LFT STATION Melbourne		21.25		
12/14/15	Invoi	PJ0055058	PURCHJNL			Oak tree Boster		22.69		
12/15/15		JE0022773	GENJNL			REV Allocated Resort -34%		1,199.18		
Total Activities							3,201.91	98,550.90	-95,348.99	
Account: 1313-8022 I/C - CCC							Ending Balance			-1,108,005.51
Account: 1313-8090 I/C - ERR							Beginning Balance			-10.81
Account: 1313-8090 I/C - ERR							Ending Balance			-10.81
Account: 1313-9022 I/C - WCC							Beginning Balance			-13,792.34
02/23/15		JE0034182	GENJNL			rcis cliffs utilities		39.50		
Total Activities							0.00	39.50	-39.50	
Account: 1313-9022 I/C - WCC							Ending Balance			-13,831.84
Account: 1317-0510 I/C - DDM							Beginning Balance			0.00
01/04/15		JE0021615	GENJNL			Salary Expense - Regular		1,400.00		
01/04/15		JE0021615	GENJNL			Salary Expense - Personal Time		600.00		
01/04/15		JE0021615	GENJNL			Salary Expense - Regular		1,164.00		
01/04/15		JE0021615	GENJNL			Salary Expense - Personal Time		472.00		
01/04/15		JE0021615	GENJNL			Employer - Texas SUTA Expense		65.11		
01/04/15		JE0021615	GENJNL			Employer Social Security Expense		101.43		
01/04/15		JE0021615	GENJNL			Employer Medicare Expense		23.72		
01/04/15		JE0021615	GENJNL			Employer FUTA Expense		9.82		
01/04/15		JE0021615	GENJNL			Employer - Texas SUTA Expense		79.60		
01/04/15		JE0021615	GENJNL			Employer Social Security Expense		105.02		
01/04/15		JE0021615	GENJNL			Employer Medicare Expense		24.56		
01/04/15		JE0021615	GENJNL			Employer FUTA Expense		10.16		
01/04/15		JE0021615	GENJNL			Employer Employer Paid Ins - Me		249.68		
01/04/15		JE0021615	GENJNL			Payable - Cell Phone Reimb		50.00		
01/04/15		JE0021615	GENJNL			Payable - Cell Phone Reimb		75.00		
Balance to Carry Forward							0.00	4,430.10	0.00	

DDU000672

ppc

EXHIBIT DDU-4D

Detail Trial Balance

Includes Activities from December 29, 2014 to December 27, 2015
 Double Diamond Utilities Co.

May 13, 2016 9:35 AM

Page 13

MJB

G/L Account Department Filter: 8090 8091

Posting Date	Doc Type	Document No.	Source Code	Sour Type	Source No.	Description	Debit Activities	Credit Activities	Balance
Account: 1317-0510		VC - DDM				Balance Forward	0 00	4,430.10	0 00
01/15/15		JE0021640	GENJNL			Labor Transfer		202 34	
01/18/15		JE0021616	GENJNL			Salary Expense - Regular		2,000.00	
01/18/15		JE0021616	GENJNL			Salary Expense - Regular		1,476.50	
01/18/15		JE0021616	GENJNL			Salary Expense - Personal Time		203 50	
01/18/15		JE0021616	GENJNL			Salary Expense - Overtime		349 50	
01/18/15		JE0021616	GENJNL			Employer - Texas SUTA Expense		80.78	
01/18/15		JE0021616	GENJNL			Employer Social Security Expense		125.83	
01/18/15		JE0021616	GENJNL			Employer Medicare Expense		29.42	
01/18/15		JE0021616	GENJNL			Employer FUTA Expense		12.18	
01/18/15		JE0021616	GENJNL			Employer - Texas SUTA Expense		79.60	
01/18/15		JE0021616	GENJNL			Employer Social Security Expense		105.02	
01/18/15		JE0021616	GENJNL			Employer Medicare Expense		24.56	
01/18/15		JE0021616	GENJNL			Employer FUTA Expense		10.16	
01/18/15		JE0021616	GENJNL			Employer Employer Paid Ins - Me		249.68	
01/25/15		JE0021618	GENJNL			Salary Expense - Regular		860.00	
01/25/15		JE0021618	GENJNL			Salary Expense - Other Pay		10 75	
01/25/15		JE0021618	GENJNL			Salary Expense - Overtime		102.38	
01/25/15		JE0021618	GENJNL			Salary Expense - Regular		700.00	
01/25/15		JE0021618	GENJNL			Salary Expense - Personal Time		300 00	
01/25/15		JE0021618	GENJNL			Employer - Texas SUTA Expense		38.73	
01/25/15		JE0021618	GENJNL			Employer Social Security Expense		60 34	
01/25/15		JE0021618	GENJNL			Employer Medicare Expense		14.11	
01/25/15		JE0021618	GENJNL			Employer FUTA Expense		5.84	
01/25/15		JE0021618	GENJNL			Employer - Texas SUTA Expense		39.80	
01/25/15		JE0021618	GENJNL			Employer Social Security Expense		52.51	
01/25/15		JE0021618	GENJNL			Employer Medicare Expense		12 28	
01/25/15		JE0021618	GENJNL			Employer FUTA Expense		5 08	
01/25/15		JE0021618	GENJNL			Employer Employer Paid Ins - Me		124.84	
01/25/15		JE0021618	GENJNL			Payable - Cell Phone Reimb		25.00	
01/25/15		JE0021618	GENJNL			Payable - Cell Phone Reimb		37 50	
01/26/15		JE0021619	GENJNL			Salary Expense - Regular	860 00		
01/26/15		JE0021619	GENJNL			Salary Expense - Other Pay	10 75		
01/26/15		JE0021619	GENJNL			Salary Expense - Overtime	102.38		
01/26/15		JE0021619	GENJNL			Salary Expense - Regular	700.00		
01/26/15		JE0021619	GENJNL			Salary Expense - Personal Time	300.00		
01/26/15		JE0021619	GENJNL			Employer - Texas SUTA Expense	38.73		
01/26/15		JE0021619	GENJNL			Employer Social Security Expense	60 34		
01/26/15		JE0021619	GENJNL			Employer Medicare Expense	14.11		
01/26/15		JE0021619	GENJNL			Employer FUTA Expense	5.84		
01/26/15		JE0021619	GENJNL			Employer - Texas SUTA Expense	39 80		
01/26/15		JE0021619	GENJNL			Employer Social Security Expense	52 51		
01/26/15		JE0021619	GENJNL			Employer Medicare Expense	12.28		
01/26/15		JE0021619	GENJNL			Employer FUTA Expense	5 08		
01/26/15		JE0021619	GENJNL			Employer Employer Paid Ins - Me	124.84		
01/26/15		JE0021619	GENJNL			Payable - Cell Phone Reimb	25 00		
01/26/15		JE0021619	GENJNL			Balance to Carry Forward	2,351 66	11,768 33	0 00

Detail Trial Balance

Includes Activities from December 29, 2014 to December 27, 2015
 Double Diamond Utilities Co

May 13, 2016 9:35 AM

Page 14

MJB

G/L Account Department Filter 8090 8091

Posting Date	Doc Type	Document No.	Source Code	Sour Type	Source No.	Description	Debit Activities	Credit Activities	Balance
Account	1317-0510		I/C - DDM			Balance Forward	2,351.66	11,768.33	0.00
01/26/15		JE0021619	GENJNL			Payable - Cell Phone Reimb	37.50		
01/29/15	Invoi	PJ0081254	PURCHJNL			Trash cans and blinds for water pl		34.41	
02/01/15		JE0021638	GENJNL			Salary Expense - Regular		1,400.00	
02/01/15		JE0021638	GENJNL			Salary Expense - Personal Time		600.00	
02/01/15		JE0021638	GENJNL			Salary Expense - Regular		1,720.00	
02/01/15		JE0021638	GENJNL			Salary Expense - Other Pay		21.50	
02/01/15		JE0021638	GENJNL			Salary Expense - Overtime		204.75	
02/01/15		JE0021638	GENJNL			Employer - Texas SUTA Expense		77.45	
02/01/15		JE0021638	GENJNL			Employer Social Security Expense		120.67	
02/01/15		JE0021638	GENJNL			Employer Medicare Expense		28.22	
02/01/15		JE0021638	GENJNL			Employer FUTA Expense		11.68	
02/01/15		JE0021638	GENJNL			Employer - Texas SUTA Expense		79.60	
02/01/15		JE0021638	GENJNL			Employer Social Security Expense		105.02	
02/01/15		JE0021638	GENJNL			Employer Medicare Expense		24.56	
02/01/15		JE0021638	GENJNL			Employer FUTA Expense		10.16	
02/01/15		JE0021638	GENJNL			Employer Employer Paid Ins - Me		249.68	
02/01/15		JE0021638	GENJNL			Payable - Cell Phone Reimb		50.00	
02/01/15		JE0021638	GENJNL			Payable - Cell Phone Reimb		75.00	
02/15/15		JE0021651	GENJNL			Labor Transfer		202.34	
02/22/15		JE0021649	GENJNL			ACC Salary Expense - Regular		774.00	
02/22/15		JE0021649	GENJNL			ACC Salary Expense - Personal Ti		86.00	
02/22/15		JE0021649	GENJNL			ACC Salary Expense - Overtime		87.75	
02/22/15		JE0021649	GENJNL			ACC Salary Expense - Regular		962.50	
02/22/15		JE0021649	GENJNL			ACC Salary Expense - Personal Ti		37.50	
02/22/15		JE0021649	GENJNL			ACC Employer - Texas SUTA Exp		37.72	
02/22/15		JE0021649	GENJNL			ACC Employer Social Security Ex		58.76	
02/22/15		JE0021649	GENJNL			ACC Employer Medicare Expense		13.75	
02/22/15		JE0021649	GENJNL			ACC Employer FUTA Expense		5.69	
02/22/15		JE0021649	GENJNL			ACC Employer - Texas SUTA Exp		19.90	
02/22/15		JE0021649	GENJNL			ACC Employer Social Security Ex		52.51	
02/22/15		JE0021649	GENJNL			ACC Employer Medicare Expense		12.28	
02/22/15		JE0021649	GENJNL			ACC Employer FUTA Expense		0.88	
02/22/15		JE0021649	GENJNL			ACC Employer Employer Paid Ins		124.84	
02/22/15		JE0021649	GENJNL			ACC Payable - Cell Phone Reimb		25.00	
02/22/15		JE0021649	GENJNL			ACC Payable - Cell Phone Reimb		37.50	
02/23/15		JE0021650	GENJNL			REV Salary Expense - Regular	774.00		
02/23/15		JE0021650	GENJNL			REV Salary Expense - Personal Ti	86.00		
02/23/15		JE0021650	GENJNL			REV Salary Expense - Overtime	87.75		
02/23/15		JE0021650	GENJNL			REV Salary Expense - Regular	962.50		
02/23/15		JE0021650	GENJNL			REV Salary Expense - Personal Ti	37.50		
02/23/15		JE0021650	GENJNL			REV Employer - Texas SUTA Exp	37.72		
02/23/15		JE0021650	GENJNL			REV Employer Social Security Ex	58.76		
02/23/15		JE0021650	GENJNL			REV Employer Medicare Expense	13.75		
02/23/15		JE0021650	GENJNL			REV Employer FUTA Expense	5.69		
02/23/15		JE0021650	GENJNL			REV Employer - Texas SUTA Exp	19.90		
						Balance to Carry Forward	4,472.73	19,119.75	0.00

Detail Trial Balance

Includes Activities from December 29, 2014 to December 27, 2015
 Double Diamond Utilities Co.

May 13, 2016 9:35 AM

Page 15

MJB

G/L Account. Department Filter 8090 .8091

Posting Date	Doc Type	Document No.	Source Code	Sour Type	Source No.	Description	Debit Activities	Credit Activities	Balance
Account: 1317-0510			I/C - DDM			Balance Forward	4,472.73	19,119.75	0.00
02/23/15		JE0021650	GENJNL			REV Employer Social Security Ex	52.51		
02/23/15		JE0021650	GENJNL			REV Employer Medicare Expense	12.28		
02/23/15		JE0021650	GENJNL			REV Employer FUTA Expense	0.68		
02/23/15		JE0021650	GENJNL			REV Employer Employer Paid Ins	124.84		
02/23/15		JE0021650	GENJNL			REV Payable - Cell Phone Reimb	25.00		
02/23/15		JE0021650	GENJNL			REV Payable - Cell Phone Reimb	37.50		
03/01/15		JE0021659	GENJNL			Salary Expense - Regular		1,925.00	
03/01/15		JE0021659	GENJNL			Salary Expense - Personal Time		75.00	
03/01/15		JE0021659	GENJNL			Salary Expense - Regular		1,548.00	
03/01/15		JE0021659	GENJNL			Salary Expense - Personal Time		172.00	
03/01/15		JE0021659	GENJNL			Salary Expense - Overtime		175.50	
03/01/15		JE0021659	GENJNL			Employer - Texas SUTA Expense		75.44	
03/01/15		JE0021659	GENJNL			Employer Social Security Expense		117.52	
03/01/15		JE0021659	GENJNL			Employer Medicare Expense		27.49	
03/01/15		JE0021659	GENJNL			Employer FUTA Expense		11.38	
03/01/15		JE0021659	GENJNL			Employer - Texas SUTA Expense		39.80	
03/01/15		JE0021659	GENJNL			Employer Social Security Expense		105.02	
03/01/15		JE0021659	GENJNL			Employer Medicare Expense		24.56	
03/01/15		JE0021659	GENJNL			Employer FUTA Expense		1.35	
03/01/15		JE0021659	GENJNL			Employer Employer Paid Ins - Me		249.68	
03/01/15		JE0021659	GENJNL			Payable - Cell Phone Reimb		50.00	
03/01/15		JE0021659	GENJNL			Payable - Cell Phone Reimb		75.00	
03/12/15	Invoi	PJ0081387	PURCHJNL			Bearings for RO pump		181.55	
03/15/15	Invoi	PJ0081388	PURCHJNL			Hotel stay for utility class		302.07	
03/15/15	Invoi	PJ0081388	PURCHJNL			Meals during utility class		59.66	
03/15/15		JE0021660	GENJNL			Salary Expense - Regular		2,000.00	
03/15/15		JE0021660	GENJNL			Salary Expense - Regular		1,720.00	
03/15/15		JE0021660	GENJNL			Salary Expense - Overtime		360.00	
03/15/15		JE0021660	GENJNL			Employer - Texas SUTA Expense		82.79	
03/15/15		JE0021660	GENJNL			Employer Social Security Expense		128.96	
03/15/15		JE0021660	GENJNL			Employer Medicare Expense		30.16	
03/15/15		JE0021660	GENJNL			Employer FUTA Expense		12.48	
03/15/15		JE0021660	GENJNL			Employer Social Security Expense		105.02	
03/15/15		JE0021660	GENJNL			Employer Medicare Expense		24.56	
03/15/15		JE0021660	GENJNL			Employer Employer Paid Ins - Me		249.68	
03/15/15		JE0021668	GENJNL			Labor Transfer		202.34	
03/29/15		JE0021661	GENJNL			Salary Expense - Regular		2,000.00	
03/29/15		JE0021661	GENJNL			Salary Expense - Regular		1,717.25	
03/29/15		JE0021661	GENJNL			Salary Expense - Overtime		370.31	
03/29/15		JE0021661	GENJNL			Employer - Texas SUTA Expense		83.07	
03/29/15		JE0021661	GENJNL			Employer Social Security Expense		129.43	
03/29/15		JE0021661	GENJNL			Employer Medicare Expense		30.27	
03/29/15		JE0021661	GENJNL			Employer FUTA Expense		12.53	
03/29/15		JE0021661	GENJNL			Employer Social Security Expense		105.02	
03/29/15		JE0021661	GENJNL			Employer Medicare Expense		24.56	
						Balance to Carry Forward	4,725.54	33,724.20	0.00

Detail Trial Balance

Includes Activities from December 29, 2014 to December 27, 2015
 Double Diamond Utilities Co

May 13, 2016 9 35 AM

Page 16
 MJB

G/L Account Department Filter 8090 8091

Posting Date	Doc Type	Document No.	Source Code	Sour Type	Source No.	Description	Debit Activities	Credit Activities	Balance
Account	1317-0510		I/C - DDM			Balance Forward	4,725.54	33,724.20	0.00
03/29/15		JE0021661	GENJNL			Employer Employer Paid Ins - Me		249.68	
03/29/15		JE0021661	GENJNL			Payable - Cell Phone Reimb		50.00	
03/29/15		JE0021661	GENJNL			Payable - Cell Phone Reimb		75.00	
04/12/15		JE0021705	GENJNL			Salary Expense - Regular		2,230.77	
04/12/15		JE0021705	GENJNL			Salary Expense - Regular		1,720.00	
04/12/15		JE0021705	GENJNL			Salary Expense - Overtime		393.75	
04/12/15		JE0021705	GENJNL			Employer - Texas SUTA Expense		84.14	
04/12/15		JE0021705	GENJNL			Employer Social Security Expense		131.05	
04/12/15		JE0021705	GENJNL			Employer Medicare Expense		30.65	
04/12/15		JE0021705	GENJNL			Employer FUTA Expense		1.47	
04/12/15		JE0021705	GENJNL			Employer Social Security Expense		119.32	
04/12/15		JE0021705	GENJNL			Employer Medicare Expense		27.91	
04/12/15		JE0021705	GENJNL			Employer Employer Paid Ins - Me		249.68	
04/12/15		JE0021705	GENJNL			Payable - Cell Phone Reimb		450.00	
04/15/15		JE0021720	GENJNL			Labor Transfer		202.34	
04/26/15		JE0021712	GENJNL			Salary Expense - Regular		2,230.77	
04/26/15		JE0021712	GENJNL			Salary Expense - Regular		1,511.82	
04/26/15		JE0021712	GENJNL			Salary Expense - Personal Time		211.12	
04/26/15		JE0021712	GENJNL			Salary Expense - Overtime		263.01	
04/26/15		JE0021712	GENJNL			Employer - Texas SUTA Expense		73.92	
04/26/15		JE0021712	GENJNL			Employer Social Security Expense		123.13	
04/26/15		JE0021712	GENJNL			Employer Medicare Expense		28.80	
04/26/15		JE0021712	GENJNL			Employer Social Security Expense		119.32	
04/26/15		JE0021712	GENJNL			Employer Medicare Expense		27.91	
04/26/15		JE0021712	GENJNL			Employer Employer Paid Ins - Me		249.68	
04/26/15		JE0021712	GENJNL			Payable - Cell Phone Reimb		100.00	
04/26/15		JE0021712	GENJNL			Payable - Cell Phone Reimb		75.00	
05/01/15	Invo	PJ0081561	PURCHJNL			Cliffs utilities		39.50	
05/10/15		JE0021732	GENJNL			Salary Expense - Regular		2,230.77	
05/10/15		JE0021732	GENJNL			Salary Expense - Referral Bonus		250.00	
05/10/15		JE0021732	GENJNL			Salary Expense - Regular		1,720.00	
05/10/15		JE0021732	GENJNL			Salary Expense - Overtime		416.26	
05/10/15		JE0021732	GENJNL			Employer - Texas SUTA Expense		10.89	
05/10/15		JE0021732	GENJNL			Employer Social Security Expense		147.95	
05/10/15		JE0021732	GENJNL			Employer Medicare Expense		34.60	
05/10/15		JE0021732	GENJNL			Employer Social Security Expense		119.32	
05/10/15		JE0021732	GENJNL			Employer Medicare Expense		27.91	
05/10/15		JE0021732	GENJNL			Employer Employer Paid Ins - Me		249.68	
05/15/15		JE0021746	GENJNL			Labor Transfer		202.34	
05/24/15		JE0021738	GENJNL			Salary Expense - Regular		1,730.77	
05/24/15		JE0021738	GENJNL			Salary Expense - Regular		2,230.77	
05/24/15		JE0021738	GENJNL			Salary Expense - Regular		1,711.02	
05/24/15		JE0021738	GENJNL			Salary Expense - Personal Time		26.83	
05/24/15		JE0021738	GENJNL			Salary Expense - Overtime		394.55	
05/24/15		JE0021738	GENJNL			Employer Social Security Expense		132.21	
						Balance to Carry Forward	4,725.54	56,429.81	0.00

ppc

EXHIBIT DDU-4D

DDU000676

Detail Trial Balance

May 13, 2016 9:35 AM

Includes Activities from December 29, 2014 to December 27, 2015

Page 17

Double Diamond Utilities Co

MJB

G/L Account. Department Filter. 8090. 8091

Posting Date	Doc Type	Document No.	Source Code	Sour Type	Source No.	Description	Debit Activities	Credit Activities	Balance
Account	1317-0510		1/C - DDM			Balance Forward	4,725.54	56,429.81	0.00
05/24/15		JE0021738	GENJNL			Employer Medicare Expense		30.92	
05/24/15		JE0021738	GENJNL			Employer - Texas SUTA Expense		68.88	
05/24/15		JE0021738	GENJNL			Employer Social Security Expense		107.31	
05/24/15		JE0021738	GENJNL			Employer Medicare Expense		25.10	
05/24/15		JE0021738	GENJNL			Employer FUTA Expense		10.38	
05/24/15		JE0021738	GENJNL			Employer Social Security Expense		138.31	
05/24/15		JE0021738	GENJNL			Employer Medicare Expense		32.35	
06/01/15	Invoice	PJ0081698	PURCHJNL			156 x 38 mileage while service tru		59.28	
06/07/15		JE0021750	GENJNL			Salary Expense - Regular		1,730.77	
06/07/15		JE0021750	GENJNL			Salary Expense - Regular		2,230.77	
06/07/15		JE0021750	GENJNL			Salary Expense - Regular		1,618.07	
06/07/15		JE0021750	GENJNL			Salary Expense - Personal Time		101.93	
06/07/15		JE0021750	GENJNL			Salary Expense - Overtime		414.16	
06/07/15		JE0021750	GENJNL			Employer Social Security Expense		131.78	
06/07/15		JE0021750	GENJNL			Employer Medicare Expense		30.82	
06/07/15		JE0021750	GENJNL			Employer - Texas SUTA Expense		68.89	
06/07/15		JE0021750	GENJNL			Employer Social Security Expense		107.31	
06/07/15		JE0021750	GENJNL			Employer Medicare Expense		25.10	
06/07/15		JE0021750	GENJNL			Employer FUTA Expense		10.38	
06/07/15		JE0021750	GENJNL			Employer Social Security Expense		128.30	
06/07/15		JE0021750	GENJNL			Employer Medicare Expense		30.01	
06/07/15		JE0021750	GENJNL			Employer Employer Paid Ins - Me		242.05	
06/07/15		JE0021750	GENJNL			Payable - Cell Phone Reimb		100.00	
06/07/15		JE0021750	GENJNL			Payable - Cell Phone Reimb		75.00	
06/15/15		JE0021771	GENJNL			Labor Transfer		202.34	
06/21/15		JE0021760	GENJNL			Salary Expense - Regular		1,730.77	
06/21/15		JE0021760	GENJNL			Salary Expense - Regular		1,635.75	
06/21/15		JE0021760	GENJNL			Salary Expense - Personal Time		79.53	
06/21/15		JE0021760	GENJNL			Salary Expense - Overtime		629.40	
06/21/15		JE0021760	GENJNL			Employer Social Security Expense		144.84	
06/21/15		JE0021760	GENJNL			Employer Medicare Expense		33.87	
06/21/15		JE0021760	GENJNL			Employer - Texas SUTA Expense		68.88	
06/21/15		JE0021760	GENJNL			Employer Social Security Expense		107.31	
06/21/15		JE0021760	GENJNL			Employer Medicare Expense		25.10	
06/21/15		JE0021760	GENJNL			Employer FUTA Expense		10.38	
06/28/15		JE0021769	GENJNL			ACC Salary Expense - Regular		865.39	
06/28/15		JE0021769	GENJNL			ACC Salary Expense - Regular		817.88	
06/28/15		JE0021769	GENJNL			ACC Salary Expense - Personal		39.77	
06/28/15		JE0021769	GENJNL			ACC Salary Expense - Overtime		314.70	
06/28/15		JE0021769	GENJNL			ACC Employer Social Security Ex		72.42	
06/28/15		JE0021769	GENJNL			ACC Employer Medicare Expens		16.94	
06/28/15		JE0021769	GENJNL			ACC Employer - Texas SUTA Ex		34.44	
06/28/15		JE0021769	GENJNL			ACC Employer Social Security Ex		53.66	
06/28/15		JE0021769	GENJNL			ACC Employer Medicare Expens		12.55	
06/28/15		JE0021769	GENJNL			ACC Employer FUTA Expense		5.19	
						Balance to Carry Forward	4,725.54	70,848.79	0.00

DDU000677

Detail Trial Balance

Includes Activities from December 29, 2014 to December 27, 2015
 Double Diamond Utilities Co.

May 13, 2016 9:35 AM

Page 18

MJB

G/L Account Department Filter 8090 8091

Posting Date	Doc Type	Document No.	Source Code	Sour Type	Source No.	Description	Debit Activities	Credit Activities	Balance
Account: 1317-0510		I/C - DDM				Balance Forward	4,725.54	70,848.79	0.00
06/29/15		JE0021770	GENJNL			REV Salary Expense - Regular	865.39		
06/29/15		JE0021770	GENJNL			REV Salary Expense - Regular	817.88		
06/29/15		JE0021770	GENJNL			REV Salary Expense - Personal T	39.77		
06/29/15		JE0021770	GENJNL			REV Salary Expense - Overtime	314.70		
06/29/15		JE0021770	GENJNL			REV Employer Social Security Ex	72.42		
06/29/15		JE0021770	GENJNL			REV Employer Medicare Expens	16.94		
06/29/15		JE0021770	GENJNL			REV Employer - Texas SUTA Ex	34.44		
06/29/15		JE0021770	GENJNL			REV Employer Social Security Ex	53.66		
06/29/15		JE0021770	GENJNL			REV Employer Medicare Expens	12.55		
06/29/15		JE0021770	GENJNL			REV Employer FUTA Expense	5.19		
07/05/15		JE0021779	GENJNL			Salary Expense - Regular		1,730.77	
07/05/15		JE0021779	GENJNL			Salary Expense - Regular		1,814.50	
07/05/15		JE0021779	GENJNL			Salary Expense - Overtime		548.82	
07/05/15		JE0021779	GENJNL			Employer Social Security Expense		145.99	
07/05/15		JE0021779	GENJNL			Employer Medicare Expense		34.14	
07/05/15		JE0021779	GENJNL			Employer - Texas SUTA Expense		68.89	
07/05/15		JE0021779	GENJNL			Employer Social Security Expense		107.31	
07/05/15		JE0021779	GENJNL			Employer Medicare Expense		25.10	
07/05/15		JE0021779	GENJNL			Employer FUTA Expense		10.38	
07/05/15		JE0021779	GENJNL			Payable - Cell Phone Reimb		100.00	
07/06/15	Invoi	PJ0081799	PURCHJNL			Toll charges		19.95	
07/15/15		JE0021789	GENJNL			Labor Transfer		202.34	
07/19/15		JE0021783	GENJNL			Salary Expense - Regular		1,730.77	
07/19/15		JE0021783	GENJNL			Salary Expense - Regular		1,503.71	
07/19/15		JE0021783	GENJNL			Salary Expense - Personal Time		358.00	
07/19/15		JE0021783	GENJNL			Salary Expense - Overtime		151.75	
07/19/15		JE0021783	GENJNL			Employer Social Security Expense		124.30	
07/19/15		JE0021783	GENJNL			Employer Medicare Expense		29.07	
07/19/15		JE0021783	GENJNL			Employer - Texas SUTA Expense		68.88	
07/19/15		JE0021783	GENJNL			Employer Social Security Expense		101.76	
07/19/15		JE0021783	GENJNL			Employer Medicare Expense		23.80	
07/19/15		JE0021783	GENJNL			Employer FUTA Expense		0.46	
07/26/15		JE0021784	GENJNL			ACC Salary Expense - Regular		1,503.71	
07/26/15		JE0021784	GENJNL			ACC Salary Expense - Personal		358.00	
07/26/15		JE0021784	GENJNL			ACC Salary Expense - Overtime		151.75	
07/26/15		JE0021784	GENJNL			ACC Salary Expense - Regular		1,730.77	
07/26/15		JE0021784	GENJNL			ACC Employer Social Security Ex		124.30	
07/26/15		JE0021784	GENJNL			ACC Employer Medicare Expens		29.07	
07/26/15		JE0021784	GENJNL			ACC Employer - Texas SUTA Ex		68.88	
07/26/15		JE0021784	GENJNL			ACC Employer Social Security Ex		101.76	
07/26/15		JE0021784	GENJNL			ACC Employer Medicare Expens		23.80	
07/26/15		JE0021784	GENJNL			ACC Employer FUTA Expense		0.46	
07/26/15		JE0021793	GENJNL			ACC Salary Expense - Regular	751.86		
07/26/15		JE0021793	GENJNL			ACC Salary Expense - Personal	179.00		
07/26/15		JE0021793	GENJNL			ACC Salary Expense - Overtime	75.88		
						Balance to Carry Forward	7,965.22	83,841.98	0.00

DDU000678

ppc

EXHIBIT DDU-4D

Detail Trial Balance

Includes Activities from December 29, 2014 to December 27, 2015
 Double Diamond Utilities Co.

May 13, 2016 9:35 AM

Page 19

MJB

G/L Account. Department Filter 8090..8091

Posting Date	Doc Type	Document No.	Source Code	Sour Type	Source No.	Description	Debit Activities	Credit Activities	Balance
Account 1317-0510		I/C - DDM				Balance Forward	7,965.22	83,841.98	0.00
07/26/15		JE0021793	GENJNL			ACC Salary Expense - Regular	865.39		
07/26/15		JE0021793	GENJNL			ACC Employer Social Security Ex	62.15		
07/26/15		JE0021793	GENJNL			ACC Employer Medicare Expens	14.54		
07/26/15		JE0021793	GENJNL			ACC Employer - Texas SUTA Ex	34.44		
07/26/15		JE0021793	GENJNL			ACC Employer Social Security Ex	50.88		
07/26/15		JE0021793	GENJNL			ACC Employer Medicare Expens	11.90		
07/26/15		JE0021793	GENJNL			ACC Employer FUTA Expense	0.23		
07/27/15		JE0021785	GENJNL			REV Salary Expense - Regular	1,503.71		
07/27/15		JE0021785	GENJNL			REV Salary Expense - Personal T	358.00		
07/27/15		JE0021785	GENJNL			REV Salary Expense - Overtime	151.75		
07/27/15		JE0021785	GENJNL			REV Salary Expense - Regular	1,730.77		
07/27/15		JE0021785	GENJNL			REV Employer Social Security Ex	124.30		
07/27/15		JE0021785	GENJNL			REV Employer Medicare Expens	29.07		
07/27/15		JE0021785	GENJNL			REV Employer - Texas SUTA Ex	68.88		
07/27/15		JE0021785	GENJNL			REV Employer Social Security Ex	101.76		
07/27/15		JE0021785	GENJNL			REV Employer Medicare Expens	23.80		
07/27/15		JE0021785	GENJNL			REV Employer FUTA Expense	0.46		
07/27/15		JE0021794	GENJNL			REV Salary Expense - Regular		751.86	
07/27/15		JE0021794	GENJNL			REV Salary Expense - Personal T		179.00	
07/27/15		JE0021794	GENJNL			REV Salary Expense - Overtime		75.88	
07/27/15		JE0021794	GENJNL			REV Salary Expense - Regular		865.39	
07/27/15		JE0021794	GENJNL			REV Employer Social Security Ex		62.15	
07/27/15		JE0021794	GENJNL			REV Employer Medicare Expens		14.54	
07/27/15		JE0021794	GENJNL			REV Employer - Texas SUTA Ex		34.44	
07/27/15		JE0021794	GENJNL			REV Employer Social Security Ex		50.88	
07/27/15		JE0021794	GENJNL			REV Employer Medicare Expens		11.90	
07/27/15		JE0021794	GENJNL			REV Employer FUTA Expense		0.23	
08/02/15		JE0021795	GENJNL			Salary Expense - Regular		1,730.77	
08/02/15		JE0021795	GENJNL			Salary Expense - Vacation Pay		440.00	
08/02/15		JE0021795	GENJNL			Salary Expense - Regular		1,336.44	
08/02/15		JE0021795	GENJNL			Salary Expense - Overtime		410.66	
08/02/15		JE0021795	GENJNL			Employer Social Security Expense		135.06	
08/02/15		JE0021795	GENJNL			Employer Medicare Expense		31.59	
08/02/15		JE0021795	GENJNL			Employer - Texas SUTA Expense		13.78	
08/02/15		JE0021795	GENJNL			Employer Social Security Expense		104.53	
08/02/15		JE0021795	GENJNL			Employer Medicare Expense		24.45	
08/02/15		JE0021795	GENJNL			Payable - Cell Phone Reimb		50.00	
08/15/15		JE0021809	GENJNL			Labor Transfer		202.34	
08/16/15		JE0021802	GENJNL			Salary Expense - Regular		1,730.77	
08/16/15		JE0021802	GENJNL			Salary Expense - Regular		900.29	
08/16/15		JE0021802	GENJNL			Salary Expense - Personal Time		82.25	
08/16/15		JE0021802	GENJNL			Salary Expense - Overtime		75.08	
08/16/15		JE0021802	GENJNL			Employer Social Security Expense		65.03	
08/16/15		JE0021802	GENJNL			Employer Medicare Expense		15.21	
08/16/15		JE0021802	GENJNL			Employer Social Security Expense		104.53	
						Balance to Carry Forward	13,097.25	93,341.03	0.00

Detail Trial Balance

Includes Activities from December 29, 2014 to December 27, 2015
 Double Diamond Utilities Co

May 13, 2016 9:35 AM

Page 20

MJB

G/L Account Department Filter 8090 .8091

Posting Date	Doc Type	Document No.	Source Code	Sour Type	Source No.	Description	Debit Activities	Credit Activities	Balance
Account	1317-0510		I/C - DDM			Balance Forward	13,097 25	93,341.03	0 00
08/16/15		JE0021802	GENJNL			Employer Medicare Expense		24 45	
08/16/15		JE0021802	GENJNL			Employer Employer Paid Ins - Me		198 65	
08/23/15		JE0021805	GENJNL			ACC Salary Expense - Regular		865.39	
08/23/15		JE0021805	GENJNL			ACC Salary Expense - Regular		450.15	
08/23/15		JE0021805	GENJNL			ACC Salary Expense - Personal Ti		41.13	
08/23/15		JE0021805	GENJNL			ACC Salary Expense - Overtime		37.54	
08/23/15		JE0021805	GENJNL			ACC Employer Social Security Ex		32.52	
08/23/15		JE0021805	GENJNL			ACC Employer Medicare Expense		7 61	
08/23/15		JE0021805	GENJNL			ACC Employer Social Security Ex		52 27	
08/23/15		JE0021805	GENJNL			ACC Employer Medicare Expense		12.23	
08/23/15		JE0021805	GENJNL			ACC Employer Employer Paid Ins		99 33	
08/24/15		JE0021806	GENJNL			REV Salary Expense - Regular	865 39		
08/24/15		JE0021806	GENJNL			REV Salary Expense - Regular	450 15		
08/24/15		JE0021806	GENJNL			REV Salary Expense - Personal Ti	41 13		
08/24/15		JE0021806	GENJNL			REV Salary Expense - Overtime	37.54		
08/24/15		JE0021806	GENJNL			REV Employer Social Security Ex	32 52		
08/24/15		JE0021806	GENJNL			REV Employer Medicare Expense	7 61		
08/24/15		JE0021806	GENJNL			REV Employer Social Security Ex	52 27		
08/24/15		JE0021806	GENJNL			REV Employer Medicare Expense	12 23		
08/24/15		JE0021806	GENJNL			REV Employer Employer Paid Ins	99.33		
08/24/15	Invoi	PJ0081968	PURCHJNL			GAS		5.00	
08/24/15	Invoi	PJ0081968	PURCHJNL			MEALS DURING UTILITY CLASS		68.07	
08/30/15		JE0021820	GENJNL			Salary Expense - Regular		1,730.77	
08/30/15		JE0021820	GENJNL			Salary Expense - Regular		940.00	
08/30/15		JE0021820	GENJNL			Salary Expense - Overtime		132 54	
08/30/15		JE0021820	GENJNL			Employer Social Security Expense		65 96	
08/30/15		JE0021820	GENJNL			Employer Medicare Expense		15 43	
08/30/15		JE0021820	GENJNL			Employer Social Security Expense		104 53	
08/30/15		JE0021820	GENJNL			Employer Medicare Expense		24.45	
08/30/15		JE0021820	GENJNL			Employer Employer Paid Ins - Me		198.65	
08/30/15		JE0021820	GENJNL			Payable - Cell Phone Reimb		50.00	
09/13/15		JE0021829	GENJNL			Salary Expense - Regular		1,730 77	
09/13/15		JE0021829	GENJNL			Salary Expense - Regular		940 00	
09/13/15		JE0021829	GENJNL			Salary Expense - Overtime		266.67	
09/13/15		JE0021829	GENJNL			Employer Social Security Expense		74.28	
09/13/15		JE0021829	GENJNL			Employer Medicare Expense		17.37	
09/13/15		JE0021829	GENJNL			Employer Social Security Expense		104.53	
09/13/15		JE0021829	GENJNL			Employer Medicare Expense		24 45	
09/13/15		JE0021829	GENJNL			Employer Employer Paid Ins - Me		198 65	
09/15/15		JE0021846	GENJNL			Labor Transfer		202.34	
09/25/15	Invoi	PJ0082064	PURCHJNL			ceiling tiles, light bulbs, ballastic, t		272.98	
09/27/15		JE0021842	GENJNL			Salary Expense - Regular		1,730.77	
09/27/15		JE0021842	GENJNL			Salary Expense - Regular		1,740 00	
09/27/15		JE0021842	GENJNL			Salary Expense - Overtime		382 50	
09/27/15		JE0021842	GENJNL			Employer - Texas SUTA Expense		33.03	
						Balance to Carry Forward	14,695 42	106,216.04	0.00

Detail Trial Balance

May 13, 2016 9 35 AM

Includes Activities from December 29, 2014 to December 27, 2015
 Double Diamond Utilities Co.

Page 21
 MJB

G/L Account Department Filter 8090 8091

Posting Date	Doc Type	Document No.	Source Code	Sour Type	Source No.	Description	Debit Activities	Credit Activities	Balance
Account. 1317-0510		VC - DDM				Balance Forward.	14,695.42	106,216.04	0.00
09/27/15		JE0021842	GENJNL			Employer Social Security Expense		131.06	
09/27/15		JE0021842	GENJNL			Employer Medicare Expense		30.66	
09/27/15		JE0021842	GENJNL			Employer FUTA Expense		4.98	
09/27/15		JE0021842	GENJNL			Employer 401k \$ - Match		25.00	
09/27/15		JE0021842	GENJNL			Employer Social Security Expense		104.53	
09/27/15		JE0021842	GENJNL			Employer Medicare Expense		24.45	
09/27/15		JE0021842	GENJNL			Employer Employer Paid Ins - Me		198.65	
09/27/15	Invoi	PJ0082089	PURCHJNL			CLIFF UTILITIES		19.75	
09/28/15		JE0021854	GENJNL			Payable - Cell Phone Reimb		100.00	
09/28/15		JE0021854	GENJNL			Payable - Cell Phone Reimb		450.00	
09/30/15	Invoi	PJ0082097	PURCHJNL			Ceiling tiles, and ballast for water		87.25	
10/07/15	Invoi	PJ0082107	PURCHJNL			paint & painting supplies to paint t		215.36	
10/11/15		JE0021866	GENJNL			Salary Expense - Regular		1,730.77	
10/11/15		JE0021866	GENJNL			Salary Expense - Regular		1,622.50	
10/11/15		JE0021866	GENJNL			Salary Expense - Overtime		378.23	
10/11/15		JE0021866	GENJNL			Employer - Texas SUTA Expense		27.17	
10/11/15		JE0021866	GENJNL			Employer Social Security Expense		123.51	
10/11/15		JE0021866	GENJNL			Employer Medicare Expense		28.89	
10/11/15		JE0021866	GENJNL			Employer FUTA Expense		4.10	
10/11/15		JE0021866	GENJNL			Employer 401k \$ - Match		25.00	
10/11/15		JE0021866	GENJNL			Employer Social Security Expense		104.53	
10/11/15		JE0021866	GENJNL			Employer Medicare Expense		24.45	
10/11/15		JE0021866	GENJNL			Employer Employer Paid Ins - Me		198.65	
10/15/15		JE0021873	GENJNL			Labor Transfer		202.34	
10/25/15		JE0021869	GENJNL			Salary Expense - Regular		1,730.77	
10/25/15		JE0021869	GENJNL			Salary Expense - Regular		1,263.20	
10/25/15		JE0021869	GENJNL			Salary Expense - Overtime		198.99	
10/25/15		JE0021869	GENJNL			Employer - Texas SUTA Expense		12.86	
10/25/15		JE0021869	GENJNL			Employer Social Security Expense		90.66	
10/25/15		JE0021869	GENJNL			Employer Medicare Expense		21.21	
10/25/15		JE0021869	GENJNL			Employer FUTA Expense		1.94	
10/25/15		JE0021869	GENJNL			Employer 401k \$ - Match		25.00	
10/25/15		JE0021869	GENJNL			Employer Social Security Expense		107.31	
10/25/15		JE0021869	GENJNL			Employer Medicare Expense		25.10	
11/08/15		JE0021883	GENJNL			Salary Expense - Regular		1,384.62	
11/08/15		JE0021883	GENJNL			Salary Expense - Personal Time		346.15	
11/08/15		JE0021883	GENJNL			Salary Expense - Regular		980.00	
11/08/15		JE0021883	GENJNL			Salary Expense - Overtime		291.80	
11/08/15		JE0021883	GENJNL			Employer Social Security Expense		78.31	
11/08/15		JE0021883	GENJNL			Employer Medicare Expense		18.32	
11/08/15		JE0021883	GENJNL			Employer 401k \$ - Match		25.00	
11/08/15		JE0021883	GENJNL			Employer Social Security Expense		104.53	
11/08/15		JE0021883	GENJNL			Employer Medicare Expense		24.45	
11/08/15		JE0021883	GENJNL			Employer Employer Paid Ins - Me		198.65	
11/08/15		JE0021883	GENJNL			Payable - Cell Phone Reimb		50.00	
						Balance to Carry Forward	14,695.42	119,056.74	0.00

Detail Trial Balance

Includes Activities from December 29, 2014 to December 27, 2015
 Double Diamond Utilities Co

May 13, 2016 9:35 AM

Page 22

MJB

G/L Account Department Filter: 8090..8091

Posting Date	Doc Type	Document No.	Source Code	Sour Type	Source No.	Description	Debit Activities	Credit Activities	Balance
Account 1317-0510			I/C - DDM			Balance Forward	14,695.42	119,056.74	0.00
11/08/15		JE0021883	GENJNL			Payable - Cell Phone Reimb		75.00	
11/15/15		JE0021898	GENJNL			Labor Transfer		202.34	
11/22/15		JE0021890	GENJNL			Salary Expense - Regular		1,730.77	
11/22/15		JE0021890	GENJNL			Salary Expense - Regular		600.25	
11/22/15		JE0021890	GENJNL			Salary Expense - Personal Time		490.00	
11/22/15		JE0021890	GENJNL			Employer Social Security Expense		67.06	
11/22/15		JE0021890	GENJNL			Employer Medicare Expense		15.68	
11/22/15		JE0021890	GENJNL			Employer 401k \$ - Match		25.00	
11/22/15		JE0021890	GENJNL			Employer Social Security Expense		104.53	
11/22/15		JE0021890	GENJNL			Employer Medicare Expense		24.45	
11/22/15		JE0021890	GENJNL			Employer Employer Paid Ins - Me		198.65	
11/30/15	Invoi	PJ0082279	PURCHJNL			fuel for company veh. the cliffs		30.62	
12/01/15	Invoi	PJ0082296	PURCHJNL			CLIFFS UTILITIES		19.75	
12/06/15		JE0021913	GENJNL			Salary Expense - Regular		1,730.77	
12/06/15		JE0021913	GENJNL			Salary Expense - Regular		1,780.00	
12/06/15		JE0021913	GENJNL			Salary Expense - Overtime		714.80	
12/06/15		JE0021913	GENJNL			Employer - Texas SUTA Expense		36.62	
12/06/15		JE0021913	GENJNL			Employer Social Security Expense		154.14	
12/06/15		JE0021913	GENJNL			Employer Medicare Expense		36.05	
12/06/15		JE0021913	GENJNL			Employer FUTA Expense		5.52	
12/06/15		JE0021913	GENJNL			Employer 401k \$ - Match		25.00	
12/06/15		JE0021913	GENJNL			Employer Social Security Expense		104.53	
12/06/15		JE0021913	GENJNL			Employer Medicare Expense		24.45	
12/06/15		JE0021913	GENJNL			Employer Employer Paid Ins - Me		198.65	
12/06/15		JE0021913	GENJNL			Payable - Cell Phone Reimb		50.00	
12/06/15		JE0021913	GENJNL			Payable - Cell Phone Reimb		75.00	
12/15/15		JE0021932	GENJNL			Labor Transfer		202.34	
12/20/15		JE0021923	GENJNL			Salary Expense - Regular		1,384.62	
12/20/15		JE0021923	GENJNL			Salary Expense - Personal Time		346.15	
12/20/15		JE0021923	GENJNL			Salary Expense - Regular		1,780.00	
12/20/15		JE0021923	GENJNL			Salary Expense - Overtime		327.38	
12/20/15		JE0021923	GENJNL			Employer - Texas SUTA Expense		32.44	
12/20/15		JE0021923	GENJNL			Employer Social Security Expense		130.12	
12/20/15		JE0021923	GENJNL			Employer Medicare Expense		30.43	
12/20/15		JE0021923	GENJNL			Employer FUTA Expense		4.89	
12/20/15		JE0021923	GENJNL			Employer 401k \$ - Match		25.00	
12/20/15		JE0021923	GENJNL			Employer Social Security Expense		104.53	
12/20/15		JE0021923	GENJNL			Employer Medicare Expense		24.45	
12/20/15		JE0021923	GENJNL			Employer Employer Paid Ins - Me		198.65	
12/27/15		JE0021927	GENJNL			ACC Salary Expense - Regular		890.00	
12/27/15		JE0021927	GENJNL			ACC Salary Expense - Overtime		163.69	
12/27/15		JE0021927	GENJNL			ACC Salary Expense - Regular		692.31	
12/27/15		JE0021927	GENJNL			ACC Salary Expense - Personal		173.08	
12/27/15		JE0021927	GENJNL			ACC Employer - Texas SUTA Ex		16.22	
12/27/15		JE0021927	GENJNL			ACC Employer Social Security Ex		65.06	
						Balance to Carry Forward	14,695.42	134,167.73	0.00

DDU000682

ppc

EXHIBIT DDU-4D

Detail Trial Balance

Includes Activities from December 29, 2014 to December 27, 2015
 Double Diamond Utilities Co

May 13, 2016 9:35 AM

Page 23

MJB

G/L Account Department Filter 8090 .8091

Posting Date	Doc Type	Document No.	Source Code	Sour Type	Source No.	Description	Debit Activities	Credit Activities	Balance
Account: 1317-0510		I/C - DDM				Balance Forward	14,695.42	134,167.73	0.00
12/27/15		JE0021927	GENJNL			ACC Employer Medicare Expens		15.22	
12/27/15		JE0021927	GENJNL			ACC Employer FUTA Expense		2.45	
12/27/15		JE0021927	GENJNL			ACC Employer 401k \$ - Match		12.50	
12/27/15		JE0021927	GENJNL			ACC Employer Social Security Ex		52.27	
12/27/15		JE0021927	GENJNL			ACC Employer Medicare Expens		12.23	
12/27/15		JE0021927	GENJNL			ACC Employer Employer Paid Ins		99.33	
01/15/15		JE0021640	GENJNL			Labor Transfers		99.66	
02/15/15		JE0021651	GENJNL			Labor Transfers		99.66	
03/15/15		JE0021668	GENJNL			Labor Transfers		99.66	
03/29/15	Invoi	PJ0081461	PURCHJNL			Hotel room for wastewater class		79.09	
03/29/15	Invoi	PJ0081461	PURCHJNL			dinner		13.26	
04/15/15		JE0021720	GENJNL			Labor Transfers		99.66	
05/15/15		JE0021746	GENJNL			Labor Transfers		99.66	
06/15/15		JE0021771	GENJNL			Labor Transfers		99.66	
07/15/15		JE0021789	GENJNL			Labor Transfers		99.66	
08/15/15		JE0021809	GENJNL			Labor Transfers		99.66	
09/15/15		JE0021846	GENJNL			Labor Transfers		99.66	
10/14/15	Invoi	PJ0082192	PURCHJNL			waste water license renewal		111.00	
10/15/15		JE0021873	GENJNL			Labor Transfers		99.66	
11/15/15		JE0021898	GENJNL			Labor Transfers		99.66	
12/15/15		JE0021932	GENJNL			Labor Transfers		99.66	
Total Activities							14,695.42	135,761.00	-121,065.58
Account: 1317-0510		I/C - DDM				Ending Balance			-121,065.58
Account: 1317-8090		I/C - NRM				Beginning Balance			-2,146,223.42
12/29/14		JE0021613	GENJNL			REV Salary Expense - Regular	700.00		
12/29/14		JE0021613	GENJNL			REV Salary Expense - Personal Ti	300.00		
12/29/14		JE0021613	GENJNL			REV Salary Expense - Regular	582.00		
12/29/14		JE0021613	GENJNL			REV Salary Expense - Personal Ti	236.00		
12/29/14		JE0021613	GENJNL			REV Employer - Texas SUTA Exp	32.56		
12/29/14		JE0021613	GENJNL			REV Employer Social Security Ex	50.72		
12/29/14		JE0021613	GENJNL			REV Employer Medicare Expense	11.86		
12/29/14		JE0021613	GENJNL			REV Employer FUTA Expense	4.91		
12/29/14		JE0021613	GENJNL			REV Employer - Texas SUTA Exp	39.80		
12/29/14		JE0021613	GENJNL			REV Employer Social Security Ex	52.51		
12/29/14		JE0021613	GENJNL			REV Employer Medicare Expense	12.28		
12/29/14		JE0021613	GENJNL			REV Employer FUTA Expense	5.08		
12/29/14		JE0021613	GENJNL			REV Employer Employer Paid Ins	124.84		
12/29/14		JE0021613	GENJNL			REV Payable - Cell Phone Reimb	25.00		
12/29/14		JE0021613	GENJNL			REV Payable - Cell Phone Reimb	37.50		
12/29/14		JE0021626	GENJNL			REV Salary Expense - Regular		700.00	
Balance to Carry Forward							2,215.06	700.00	-2,146,223.42

DDU000683

ppc

EXHIBIT DDU-4D

Detail Trial Balance

Includes Activities from December 29, 2014 to December 27, 2015
 Double Diamond Utilities Co.

May 13, 2016 9:35 AM

Page 24

MJB

Gl/L Account Department Filter: 8090..8091

Posting Date	Doc Type	Document No.	Source Code	Sour Type	Source No.	Description	Debit Activities	Credit Activities	Balance
Account: 1317-8090		I/C - NRM				Balance Forward	2,215 06	700 00	-2,146,223.42
12/29/14		JE0021626	GENJNL			REV Salary Expense - Personal Ti		300 00	
12/29/14		JE0021626	GENJNL			REV Salary Expense - Regular		582.00	
12/29/14		JE0021626	GENJNL			REV Salary Expense - Personal Ti		236.00	
12/29/14		JE0021626	GENJNL			REV Employer - Texas SUTA Exp		32.56	
12/29/14		JE0021626	GENJNL			REV Employer Social Security Ex		50 72	
12/29/14		JE0021626	GENJNL			REV Employer Medicare Expense		11.86	
12/29/14		JE0021626	GENJNL			REV Employer FUTA Expense		4 91	
12/29/14		JE0021626	GENJNL			REV Employer - Texas SUTA Exp		39.80	
12/29/14		JE0021626	GENJNL			REV Employer Social Security Ex		52 51	
12/29/14		JE0021626	GENJNL			REV Employer Medicare Expense		12 28	
12/29/14		JE0021626	GENJNL			REV Employer FUTA Expense		5.08	
12/29/14		JE0021626	GENJNL			REV Employer Employer Paid Ins		124 84	
12/29/14		JE0021626	GENJNL			REV Payable - Cell Phone Reimb		25 00	
12/29/14		JE0021626	GENJNL			REV Payable - Cell Phone Reimb		37.50	
12/29/14		JE0021628	GENJNL			ACC/REV Salary Expense - Regu	700 00		
12/29/14		JE0021628	GENJNL			ACC/REV Salary Expense - Pers	300.00		
12/29/14		JE0021628	GENJNL			ACC/REV Salary Expense - Regu	582 00		
12/29/14		JE0021628	GENJNL			ACC/REV Salary Expense - Pers	236 00		
12/29/14		JE0021628	GENJNL			ACC/REV Employer - Texas SUT	32.56		
12/29/14		JE0021628	GENJNL			ACC/REV Employer Social Secur	50.72		
12/29/14		JE0021628	GENJNL			ACC/REV Employer Medicare Ex	11.86		
12/29/14		JE0021628	GENJNL			ACC/REV Employer FUTA Expen	4 91		
12/29/14		JE0021628	GENJNL			ACC/REV Employer - Texas SUT	39.80		
12/29/14		JE0021628	GENJNL			ACC/REV Employer Social Secur	52.51		
12/29/14		JE0021628	GENJNL			ACC/REV Employer Medicare Ex	12.28		
12/29/14		JE0021628	GENJNL			ACC/REV Employer FUTA Expen	5.08		
12/29/14		JE0021628	GENJNL			ACC/REV Employer Employer Pa	124.84		
12/29/14		JE0021628	GENJNL			ACC/REV Payable - Cell Phone	25 00		
12/29/14		JE0021628	GENJNL			ACC/REV Payable - Cell Phone	37 50		
02/15/15		JE0021671	GENJNL			Salary Expense - Regular		2,000.00	
02/15/15		JE0021671	GENJNL			Salary Expense - Regular		1,720 00	
02/15/15		JE0021671	GENJNL			Salary Expense - Overtime		360 38	
02/15/15		JE0021671	GENJNL			Employer - Texas SUTA Expense		82 81	
02/15/15		JE0021671	GENJNL			Employer Social Security Expense		128.99	
02/15/15		JE0021671	GENJNL			Employer Medicare Expense		30.17	
02/15/15		JE0021671	GENJNL			Employer FUTA Expense		12 48	
02/15/15		JE0021671	GENJNL			Employer - Texas SUTA Expense		79.60	
02/15/15		JE0021671	GENJNL			Employer Social Security Expense		105 02	
02/15/15		JE0021671	GENJNL			Employer Medicare Expense		24 56	
02/15/15		JE0021671	GENJNL			Employer FUTA Expense		10 16	
02/15/15		JE0021671	GENJNL			Employer Employer Paid Ins - Me		249.68	

DDU000684

ppc

EXHIBIT DDU-4D

Detail Trial Balance

May 13, 2016 9:35 AM

Includes Activities from December 29, 2014 to December 27, 2015
 Double Diamond Utilities Co.

Page 25

MJB

G/L Account Department Filter 8090..8091

Posting Date	Doc Type	Document No.	Source Code	Sour Type	Source No.	Description	Debit Activities	Credit Activities	Balance	
						Total Activities	4,430.12	7,018.91	-2,588.79	
						Account: 1317-8090 I/C - NRM			Ending Balance	-2,148,812.21
						Account: 1319-8090 I/C - DCI			Beginning Balance	-2.21
						Account: 1319-8090 I/C - DCI			Ending Balance	-2.21
						Account: 1413-3215 I/C - UMC			Beginning Balance	-106.24
10/02/15	Invoi	PJ0002814	PURCHJNL			Utility batch issue		30.00		
						Total Activities	0.00	30.00	-30.00	
						Account: 1413-3215 I/C - UMC			Ending Balance	-136.24
						Account: 1413-7065 I/C - ERC			Beginning Balance	462.23
						Account: 1413-7065 I/C - ERC			Ending Balance	462.23
						Account: 1413-8065 I/C - CLP			Beginning Balance	-149,312.75
01/25/15		JE0003400	GENJNL			Gas Log P1		674.31		
01/25/15		JE0003400	GENJNL			Diesel Log P1		51.15		
02/22/15		JE0003413	GENJNL			Gas Log P2		713.73		
03/29/15		JE0003429	GENJNL			Gas Log P3		1,192.46		
03/29/15		JE0003429	GENJNL			Gas Log P3		30.19		
03/29/15		JE0003429	GENJNL			Diesel Log P3		29.52		
04/26/15		JE0003443	GENJNL			Gas Log P4		983.71		
04/26/15		JE0003443	GENJNL			Diesel Log P4		32.88		
05/24/15		JE0003453	GENJNL			Gas Log P5		1,098.48		
05/24/15		JE0003453	GENJNL			Gas Log P5		11.33		
06/28/15		JE0003463	GENJNL			Gas Log P6		2,239.69		
06/28/15		JE0003463	GENJNL			Gas Log P6		42.59		
06/28/15		JE0003463	GENJNL			Diesel Log P6		76.46		
07/26/15		JE0003470	GENJNL			Gas Log P7		1,636.75		
07/26/15		JE0003470	GENJNL			Diesel Log P7		5.88		
08/23/15		JE0003477	GENJNL			Gas Log P8		1,303.07		
09/27/15		JE0003502	GENJNL			Gas Log P9		1,518.22		
09/27/15		JE0003502	GENJNL			Gas Log P9		16.75		
09/27/15		JE0003502	GENJNL			Diesel Log P9		65.27		
						Balance to Carry Forward . .	0.00	11,722.44	-149,312.75	

DDU000685

ppc

EXHIBIT DDU-4D

Detail Trial Balance

Includes Activities from December 29, 2014 to December 27, 2015
 Double Diamond Utilities Co

May 13, 2016 9:35 AM

Page 26

MJB

G/L Account, Department Filter 8090 8091

Posting Date	Doc Type	Document No.	Source Code	Sour Type	Source No.	Description	Debit Activities	Credit Activities	Balance
Account: 1413-8065		I/C - CLP				Balance Forward.	0.00	11,722.44	-149,312.75
10/25/15		JE0003509	GENJNL			Gas Log P10		1,155.69	
11/22/15		JE0003521	GENJNL			Gas Log P11		1,077.87	
11/22/15		JE0003521	GENJNL			Diesel Log P11		48.51	
12/27/15		JE0003530	GENJNL			Gas Log P12		987.84	
						Total Activities	0.00	14,992.35	-14,992.35
Account: 1413-8065		I/C - CLP				Ending Balance.			-164,305.10
Account: 1413-9065		I/C - WBP				Beginning Balance.			-926.98
Account: 1413-9065		I/C - WBP				Ending Balance.			-926.98
Account: 1802-0000		F/A - Land Improvements				Beginning Balance.			6,197.33
Account: 1802-0000		F/A - Land Improvements				Ending Balance.			6,197.33
Account: 1810-0000		F/A - Vehicles & Equipment				Beginning Balance.			15,833.92
Account: 1810-0000		F/A - Vehicles & Equipment				Ending Balance.			15,833.92
Account: 1816-0007		Distr System/Lines - Water				Beginning Balance.			2,618.85
Account: 1816-0007		Distr System/Lines - Water				Ending Balance.			2,618.85
Account: 1816-0011		Pump Repair - Water				Beginning Balance.			16,558.06
Account: 1816-0011		Pump Repair - Water				Ending Balance.			16,558.06
Account: 1816-0015		Reverse Osmosis - Water				Beginning Balance.			16,270.13
Account: 1816-0015		Reverse Osmosis - Water				Ending Balance.			16,270.13
Account: 1816-0016		Treatment Plant - Water				Beginning Balance.			108,712.34
Account: 1816-0016		Treatment Plant - Water				Ending Balance.			108,712.34

Detail Trial Balance

Includes Activities from December 29, 2014 to December 27, 2015
 Double Diamond Utilities Co.

May 13, 2016 9 35 AM
 Page 27
 MJB

G/L Account Department Filter. 8090 8091

Posting Date	Doc Type	Document No.	Source Code	Sour Type	Source No.	Description	Debit Activities	Credit Activities	Balance
Account: 1816-0018			Water - Meters			Beginning Balance			992.05
Account: 1816-0018			Water - Meters			Ending Balance			992.05
Account: 1816-0019			Fire Hydrants - Water			Beginning Balance			1,194.73
Account: 1816-0019			Fire Hydrants - Water			Ending Balance			1,194.73
Account: 1817-0005			Collection Lines - Sewer			Beginning Balance			20,411.34
Account: 1817-0005			Collection Lines - Sewer			Ending Balance			20,411.34
Account: 1817-0016			Treatment Plant - Sewer			Beginning Balance			8,685.92
Account: 1817-0016			Treatment Plant - Sewer			Ending Balance			8,685.92
Account: 1818-0002			Vehicles - Common Plant			Beginning Balance			46,848.13
Account: 1818-0002			Vehicles - Common Plant			Ending Balance			46,848.13
Account: 1848-0000			Acc Depr - Common Plant			Beginning Balance			15,833.92
Account: 1848-0000			Acc Depr - Common Plant			Ending Balance			15,833.92
Account: 2004-8090			Other Tax Payable			Beginning Balance			17,658.82
Account: 2004-8090			Other Tax Payable			Ending Balance			17,658.82
Account: 2502-8090			I/C N/P - Secured with DDD			Beginning Balance			-905,603.86
Account: 2502-8090			I/C N/P - Secured with DDD			Ending Balance			-905,603.86
Account: 2504-8090			I/C Acc Interest			Beginning Balance			-124,687.31
Account: 2504-8090			I/C Acc Interest			Ending Balance			-124,687.31
Account: 2700-0006			N/P-FMC/730.11/XLT-#7961			Beginning Balance			-24,273.36

ppc

EXHIBIT DDU-4D

DDU000687

Detail Trial Balance

Includes Activities from December 29, 2014 to December 27, 2015
 Double Diamond Utilities Co.

May 13, 2016 9:35 AM
 Page 28
 MJB

Gl/L Account Department Filter 8090 8091

Posting Date	Doc Type	Document No.	Source Code	Sour Type	Source No.	Description	Debit Activities	Credit Activities	Balance
Account: 2700-0006		N/P-FMC/730.11/XLT-#7961		Ending Balance					-24,273.36
Account: 4500-0000		Sewer Revenue		Beginning Balance					0.00
01/21/15	Invoic	PJ0005408	PURCHJNL	Vend	PALKBET	Sewer Revenue-sold house 801 1	49.37		
01/24/15		JE0004683	GENJNL			Sewer Billing-TC		17,121.31	
02/21/15		JE0004693	GENJNL			Sewer Billing-TC		17,121.31	
03/29/15		JE0004760	GENJNL			Sewer Billing-TC		17,711.10	
04/26/15		JE0004791	GENJNL			Sewer Billing-TC		17,244.12	
05/24/15		JE0004812	GENJNL			Sewer Billing-TC		17,256.47	
06/28/15		JE0004831	GENJNL			Sewer Billing-TC - P6 Accrual		17,244.60	
07/26/15		JE0004848	GENJNL			Sewer Billing-TC - Accrual		17,215.47	
07/27/15		JE0004857	GENJNL			Sewer Billing-TC - True Up		1,036.90	
08/23/15		JE0004862	GENJNL			ACC/REV - Sewer Billing-TC		17,286.01	
08/24/15		JE0004863	GENJNL			ACC/REV - Sewer Billing-TC	17,286.01		
08/24/15		JE0004870	GENJNL			Sewer Billing-TC		17,420.43	
09/27/15		JE0004896	GENJNL			Sewer Billing-TC		17,395.75	
10/25/15		JE0004931	GENJNL			ACC/REV - Sewer Billing-TC		17,261.72	
10/26/15		JE0004932	GENJNL			ACC/REV - Sewer Billing-TC	17,261.72		
10/26/15		JE0004939	GENJNL			Sewer Billing-TC - P10 Actuals		17,400.16	
11/22/15		JE0004952	GENJNL			ACC/REV - P11 Sewer Billing-TC		17,274.07	
11/23/15		JE0004953	GENJNL			ACC/REV - P11 Sewer Billing-TC	17,274.07		
11/23/15		JE0004965	GENJNL			Sewer Billing-TC - P11 Actuals		17,474.21	
12/27/15		JE0004972	GENJNL			ACC/REV - P12 Sewer Billing-TC		17,261.72	
12/27/15		JE0004982	GENJNL			Sewer Billing-TC - P12 Actuals		17,424.84	
12/27/15		JE0005000	GENJNL			ACC/REV - P12 Sewer Billing-TC	17,261.72		
Total Activities							69,132.89	278,150.19	-209,017.30
Account: 4500-0000		Sewer Revenue		Ending Balance					-209,017.30
Account: 4510-0000		Sewer Tap		Beginning Balance					0.00
04/26/15		JE0004796	GENJNL			TAP FEE EXPENSE/REVENUE -		2,817.80	
04/26/15		JE0004796	GENJNL			TAP FEE EXPENSE/REVENUE -	1,517.15		
04/26/15		JE0004796	GENJNL			TAP FEE EXPENSE/REVENUE -	1,747.95		
04/26/15		JE0004796	GENJNL			TAP FEE EXPENSE/REVENUE -	2,666.86		
04/26/15		JE0004796	GENJNL			TAP FEE EXPENSE/REVENUE -	1,220.49		
04/26/15		JE0004796	GENJNL			TAP FEE EXPENSE/REVENUE -		749.67	
04/26/15		JE0004796	GENJNL			TAP FEE EXPENSE/REVENUE -	899.33		
04/26/15		JE0004796	GENJNL			TAP FEE EXPENSE/REVENUE -	139.41		
04/26/15		JE0004796	GENJNL			TAP FEE EXPENSE/REVENUE -		320.40	
04/26/15		JE0004796	GENJNL			TAP FEE EXPENSE/REVENUE -	851.81		

Detail Trial Balance

May 13, 2016 9 35 AM

Includes Activities from December 29, 2014 to December 27, 2015
 Double Diamond Utilities Co.

Page 29

MJB

G/L Account Department Filter 8090..8091

Posting Date	Doc Type	Document No.	Source Code	Sour Type	Source No.	Description	Debit Activities	Credit Activities	Balance	
							Total Activities	9,043.00	3,887.87	5,155.13
Account: 4510-0000		Sewer Tap				Ending Balance			5,155.13	
Account: 4520-0000		Water Revenue				Beginning Balance			0.00	
01/21/15	Invo	PJ0005408	PURCHJNL	Vend	PALKBET	Water Revenue-801 .169	409.92			
01/24/15		JE0004683	GENJNL			Water Billing-TC		18,670.34		
02/21/15		JE0004693	GENJNL			Water Billing-TC		23,215.25		
03/29/15		JE0004760	GENJNL			Water Billing-TC		19,028.06		
04/26/15		JE0004791	GENJNL			Water Billing-TC		68,625.93		
05/24/15		JE0004812	GENJNL			Water Billing-TC		37,097.45		
06/28/15		JE0004831	GENJNL			Water Billing-TC - P6 Accrual		38,558.07		
07/26/15		JE0004848	GENJNL			Water Billing-TC - Accrual		34,763.64		
07/27/15		JE0004857	GENJNL			Water Billing-TC - True Up	64,174.95			
08/23/15		JE0004862	GENJNL			ACC/REV - Water Billing-TC		36,480.70		
08/24/15		JE0004863	GENJNL			ACC/REV - Water Billing-TC	36,480.70			
08/24/15		JE0004870	GENJNL			Water Billing-TC		66,542.64		
09/27/15		JE0004896	GENJNL			Water Billing-TC		39,265.30		
10/25/15		JE0004931	GENJNL			ACC/REV - Water Billing-TC		39,017.73		
10/26/15		JE0004932	GENJNL			ACC/REV - Water Billing-TC	39,017.73			
10/26/15		JE0004939	GENJNL			Water Billing-TC - P10 Actuals		38,301.42		
11/22/15		JE0004952	GENJNL			ACC/REV - P11 Water Billing-TC		29,999.08		
11/23/15		JE0004953	GENJNL			ACC/REV - P11 Water Billing-TC	29,999.08			
11/23/15		JE0004965	GENJNL			Water Billing-TC - P11 Actuals		26,173.55		
12/27/15		JE0004972	GENJNL			ACC/REV - P12 Water Billing-TC		29,050.93		
12/27/15		JE0004982	GENJNL			Water Billing-TC - P12 Actuals		21,311.64		
12/27/15		JE0005000	GENJNL			ACC/REV - P12 Water Billing-TC	29,050.93			
							Total Activities	199,133.31	566,101.73	-366,968.42
Account: 4520-0000		Water Revenue				Ending Balance			-366,968.42	
Account: 4530-0000		Water Tap				Beginning Balance			0.00	
04/26/15		JE0004796	GENJNL			TAP FEE EXPENSE/REVENUE -		619.92		
04/26/15		JE0004796	GENJNL			TAP FEE EXPENSE/REVENUE -	222.20			
04/26/15		JE0004796	GENJNL			TAP FEE EXPENSE/REVENUE -	196.37			
04/26/15		JE0004796	GENJNL			TAP FEE EXPENSE/REVENUE -	285.35			
04/26/15		JE0004796	GENJNL			TAP FEE EXPENSE/REVENUE -	565.33			
04/26/15		JE0004796	GENJNL			TAP FEE EXPENSE/REVENUE -		107.00		
04/26/15		JE0004796	GENJNL			TAP FEE EXPENSE/REVENUE -	1,374.87			
04/26/15		JE0004796	GENJNL			TAP FEE EXPENSE/REVENUE -		101.78		
04/26/15		JE0004796	GENJNL			Balance to Carry Forward	2,644.12	828.70	0.00	

DDU000689

ppc

EXHIBIT DDU-4D

Detail Trial Balance

May 13, 2016 9 35 AM

Includes Activities from December 29, 2014 to December 27, 2015
 Double Diamond Utilities Co.

Page 30
 MJB

G/L Account. Department Filter 8090 8091

Posting Date	Doc Type	Document No.	Source Code	Sour Type	Source No.	Description	Debit Activities	Credit Activities	Balance
Account: 4530-0000		Water Tap				Balance Forward	2,644.12	828.70	0.00
04/26/15		JE0004796	GENJNL			TAP FEE EXPENSE/REVENUE -		286.78	
04/26/15		JE0004796	GENJNL			TAP FEE EXPENSE/REVENUE -	798.27		
04/26/15		JE0004796	GENJNL			TAP FEE EXPENSE/REVENUE -	1,656.70		
Total Activities							5,099.09	1,115.48	3,983.61
Account: 4530-0000		Water Tap				Ending Balance			3,983.61
Account: 4540-0000		Reconnect / Transfer Utilities				Beginning Balance			0.00
01/09/15		CR0010446	CASHRECJ			Reconnect / Transfer Utilities		65.00	
04/21/15		CR0010664	CASHRECJ			Reconnect / Transfer Utilities		65.00	
04/28/15		CR0010676	CASHRECJ			Reconnect / Transfer Utilities		25.00	
08/14/15		CR0010934	CASHRECJ			Reconnect / Transfer Utilities		65.00	
08/19/15		CR0010950	CASHRECJ			Reconnect / Transfer Utilities		65.00	
09/14/15		CR0011001	CASHRECJ			Transfer Utilities		130.00	
09/25/15		CR0011032	CASHRECJ			Reconnect / Transfer Utilities		65.00	
09/30/15		CR0011046	CASHRECJ			Reconnect / Transfer Utilities		65.00	
10/26/15		CR0011111	CASHRECJ			Reconnect / Transfer Utilities		65.00	
11/10/15		CR0011135	CASHRECJ			Reconnect / Transfer Utilities		65.00	
Total Activities							0.00	675.00	-675.00
Account: 4540-0000		Reconnect / Transfer Utilities				Ending Balance			-675.00
Account: 4680-0000		Customer Credits				Beginning Balance			0.00
01/14/15		JE0004692	GENJNL			Customer Credits-TC Water-P11	537.11		
01/14/15		JE0004692	GENJNL			Customer Credits-TC Other-P11	17.05		
01/14/15		JE0004692	GENJNL			Customer Credits-TC Other-P12	149.47		
01/14/15		JE0004692	GENJNL			Customer Credits-TC Water-P1	2,251.15		
01/14/15		JE0004692	GENJNL			Customer Credits-TC Other-P1	9.09		
02/14/15		JE0004698	GENJNL			P2 - Customer Credits-TC Water	1,450.93		
02/14/15		JE0004698	GENJNL			P2 - Customer Credits-TC Other	32.05		
06/17/15		JE0004814	GENJNL			P5 Customer Credits-TC Other	7.79		
06/29/15		JE0004840	GENJNL			P6 Customer Credits-TC Water	238.26		
06/29/15		JE0004840	GENJNL			P6 Customer Credits-TC Other	17.41		
07/27/15		JE0004856	GENJNL			P7 Customer Credits-TC Water	1,423.16		
08/24/15		JE0004872	GENJNL			P8 Customer Credits-TC Water	475.43		
09/28/15		JE0004917	GENJNL			P9 Customer Credits-TC Water	26,019.47		
09/28/15		JE0004917	GENJNL			P9 Customer Credits-TC Other	16.51		
10/26/15		JE0004942	GENJNL			P10 Customer Credits-TC Water	1,161.85		
01/14/15		JE0004692	GENJNL			Customer Credits-TC Sewer-P1	49.37		
Balance to Carry Forward							33,856.10	0.00	0.00

Detail Trial Balance

Includes Activities from December 29, 2014 to December 27, 2015
 Double Diamond Utilities Co

May 13, 2016 9:35 AM

Page 31

MJB

G/L Account. Department Filter. 8090 .8091

Posting Date	Doc Type	Document No.	Source Code	Sour Type	Source No.	Description	Debit Activities	Credit Activities	Balance
Account: 4680-0000		Customer Credits				Balance Forward	33,856 10	0 00	0 00
06/17/15		JE0004814	GENJNL			P4 Customer Credits-TC Sewer	419 02		
06/17/15		JE0004814	GENJNL			P5 Customer Credits-TC Sewer	512 76		
09/28/15		JE0004917	GENJNL			P9 Customer Credits-TC Sewer	49 37		
Total Activities							34,837 25	0 00	34,837.25
Account: 4680-0000		Customer Credits				Ending Balance			34,837.25
Account: 5840-0000		Late Charges				Beginning Balance			0.00
01/24/15		JE0004683	GENJNL			Water/Sewer Billing-TC		116 86	
02/21/15		JE0004693	GENJNL			Water/Sewer Billing-TC		114 51	
03/29/15		JE0004760	GENJNL			Water/Sewer Billing-TC		74 93	
04/26/15		JE0004791	GENJNL			Water/Sewer Billing-TC		121 98	
05/24/15		JE0004812	GENJNL			Water/Sewer Billing-TC		160.08	
06/28/15		JE0004831	GENJNL			Water/Sewer Billing-TC - P6 Accu		91.69	
07/26/15		JE0004848	GENJNL			Water/Sewer Billing-TC - Accrual		91 69	
07/27/15		JE0004857	GENJNL			Water/Sewer Billing-TC -True Up		721 01	
08/23/15		JE0004862	GENJNL			ACC/REV - Water/Sewer Billing-T		233.49	
08/24/15		JE0004863	GENJNL			ACC/REV - Water/Sewer Billing-T	233 49		
08/24/15		JE0004870	GENJNL			Water/Sewer Billing-TC		1,156.45	
10/25/15		JE0004931	GENJNL			ACC/REV - Water/Sewer Billing-T		148.60	
10/26/15		JE0004932	GENJNL			ACC/REV - Water/Sewer Billing-T	148 60		
10/26/15		JE0004939	GENJNL			Water/Sewer Billing-TC - P10 Act		263.28	
11/22/15		JE0004952	GENJNL			ACC/REV - P11 Water/Sewer Billi		201 98	
11/23/15		JE0004953	GENJNL			ACC/REV - P11 Water/Sewer Billi	201 98		
11/23/15		JE0004965	GENJNL			Water/Sewer Billing-TC - P11 Act		174 72	
12/27/15		JE0004972	GENJNL			ACC/REV - P12 Water/Sewer Billi		160.74	
12/27/15		JE0005000	GENJNL			ACC/REV - P12 Water/Sewer Billi	160.74		
01/24/15		JE0004683	GENJNL			Water/Sewer Billing-TC		57.56	
02/21/15		JE0004693	GENJNL			Water/Sewer Billing-TC		56.40	
03/29/15		JE0004760	GENJNL			Water/Sewer Billing-TC		36 90	
04/26/15		JE0004791	GENJNL			Water/Sewer Billing-TC		60.08	
05/24/15		JE0004812	GENJNL			Water/Sewer Billing-TC		78.83	
06/28/15		JE0004831	GENJNL			Water/Sewer Billing-TC - P6 Accu		45.16	
07/26/15		JE0004848	GENJNL			Water/Sewer Billing-TC - Accrual		45.16	
07/27/15		JE0004857	GENJNL			Water/Sewer Billing-TC -True Up		355 12	
08/23/15		JE0004862	GENJNL			ACC/REV - Water/Sewer Billing-T		115.00	
08/24/15		JE0004863	GENJNL			ACC/REV - Water/Sewer Billing-T	115.00		
08/24/15		JE0004870	GENJNL			Water/Sewer Billing-TC		569.59	
10/25/15		JE0004931	GENJNL			ACC/REV - Water/Sewer Billing-T		73.19	
10/26/15		JE0004932	GENJNL			ACC/REV - Water/Sewer Billing-T	73.19		
10/26/15		JE0004939	GENJNL			Water/Sewer Billing-TC - P10 Act		168.32	
11/22/15		JE0004952	GENJNL			ACC/REV - P11 Water/Sewer Billi		99.48	
Balance to Carry Forward							933.00	5,592 80	0 00

Detail Trial Balance

May 13, 2016 9:35 AM

Includes Activities from December 29, 2014 to December 27, 2015
 Double Diamond Utilities Co

Page 32
 MJB

G/L Account Department Filter 8090..8091

Posting Date	Doc Type	Document No.	Source Code	Sour Type	Source No.	Description	Debit Activities	Credit Activities	Balance
Account: 5840-0000		Late Charges				Balance Forward	933 00	5,592 80	0.00
11/23/15		JE0004953	GENJNL			ACC/REV - P11 Water/Sewer Billi	99.48		
11/23/15		JE0004965	GENJNL			Water/Sewer Billing-TC - P11 Act		86.06	
12/27/15		JE0004972	GENJNL			ACC/REV - P12 Water/Sewer Billi		79 17	
12/27/15		JE0005000	GENJNL			ACC/REV - P12 Water/Sewer Billi	79 17		
Total Activities							1,111.65	5,758.03	-4 646.38
Account: 5840-0000		Late Charges				Ending Balance			-4,646.38
Account: 6001-0000		Employee Compensation				Beginning Balance			0.00
12/29/14		JE0021613	GENJNL			REV Salary Expense - Regular		700.00	
12/29/14		JE0021613	GENJNL			REV Salary Expense - Personal Ti		300 00	
12/29/14		JE0021626	GENJNL			REV Salary Expense - Regular	700.00		
12/29/14		JE0021626	GENJNL			REV Salary Expense - Personal Ti	300 00		
12/29/14		JE0021628	GENJNL			ACC/REV Salary Expense - Regu		700 00	
12/29/14		JE0021628	GENJNL			ACC/REV Salary Expense - Pers		300 00	
01/04/15		JE0021615	GENJNL			Salary Expense - Regular	1,400.00		
01/04/15		JE0021615	GENJNL			Salary Expense - Personal Time	600 00		
01/18/15		JE0021616	GENJNL			Salary Expense - Regular	2,000 00		
01/25/15		JE0021618	GENJNL			Salary Expense - Regular	700.00		
01/25/15		JE0021618	GENJNL			Salary Expense - Personal Time	300 00		
01/26/15		JE0021619	GENJNL			Salary Expense - Regular		700.00	
01/26/15		JE0021619	GENJNL			Salary Expense - Personal Time		300.00	
02/01/15		JE0021638	GENJNL			Salary Expense - Regular	1,400.00		
02/01/15		JE0021638	GENJNL			Salary Expense - Personal Time	600.00		
02/15/15		JE0021671	GENJNL			Salary Expense - Regular	2,000 00		
02/22/15		JE0021649	GENJNL			ACC Salary Expense - Regular	962.50		
02/22/15		JE0021649	GENJNL			ACC Salary Expense - Personal Ti	37 50		
02/23/15		JE0021650	GENJNL			REV Salary Expense - Regular		962.50	
02/23/15		JE0021650	GENJNL			REV Salary Expense - Personal Ti		37.50	
03/01/15		JE0021659	GENJNL			Salary Expense - Regular	1,925 00		
03/01/15		JE0021659	GENJNL			Salary Expense - Personal Time	75.00		
03/15/15		JE0021660	GENJNL			Salary Expense - Regular	2,000.00		
03/29/15		JE0021661	GENJNL			Salary Expense - Regular	2,000.00		
04/12/15		JE0021705	GENJNL			Salary Expense - Regular	2,230.77		
04/26/15		JE0021712	GENJNL			Salary Expense - Regular	2,230.77		
05/10/15		JE0021732	GENJNL			Salary Expense - Regular	2,230.77		
05/24/15		JE0021738	GENJNL			Salary Expense - Regular	1,730.77		
05/24/15		JE0021738	GENJNL			Salary Expense - Regular	2,230.77		
06/07/15		JE0021750	GENJNL			Salary Expense - Regular	1,730.77		
06/07/15		JE0021750	GENJNL			Salary Expense - Regular	2,230.77		
06/21/15		JE0021760	GENJNL			Salary Expense - Regular	1,730.77		
06/28/15		JE0021769	GENJNL			ACC Salary Expense - Regular	865.39		
Balance to Carry Forward							34,211.55	4,000.00	0 00

ppc

EXHIBIT DDU-4D

DDU000692

Detail Trial Balance

Includes Activities from December 29, 2014 to December 27, 2015
 Double Diamond Utilities Co.

May 13, 2016 9 35 AM
 Page 33
 MJB

G/L Account Department Filter 8090, 8091

Posting Date	Doc Type	Document No.	Source Code	Sour Type	Source No.	Description	Debit Activities	Credit Activities	Balance	
Account: 6001-0000 Employee Compensation							Balance Forward	34,211 55	4,000.00	0.00
06/29/15		JE0021770	GENJNL			REV Salary Expense - Regular		865 39		
07/05/15		JE0021779	GENJNL			Salary Expense - Regular	1,730 77			
07/19/15		JE0021783	GENJNL			Salary Expense - Regular	1,730 77			
07/26/15		JE0021784	GENJNL			ACC Salary Expense - Regular	1,730.77			
07/26/15		JE0021793	GENJNL			ACC Salary Expense - Regular		865.39		
07/27/15		JE0021785	GENJNL			REV Salary Expense - Regular		1,730.77		
07/27/15		JE0021794	GENJNL			REV Salary Expense - Regular	865 39			
08/02/15		JE0021795	GENJNL			Salary Expense - Regular	1,730 77			
08/16/15		JE0021802	GENJNL			Salary Expense - Regular	1,730 77			
08/23/15		JE0021805	GENJNL			ACC Salary Expense - Regular	865 39			
08/24/15		JE0021806	GENJNL			REV Salary Expense - Regular		865 39		
08/30/15		JE0021820	GENJNL			Salary Expense - Regular	1,730.77			
09/13/15		JE0021829	GENJNL			Salary Expense - Regular	1,730.77			
09/27/15		JE0021842	GENJNL			Salary Expense - Regular	1,730 77			
10/11/15		JE0021866	GENJNL			Salary Expense - Regular	1,730 77			
10/25/15		JE0021869	GENJNL			Salary Expense - Regular	1,730 77			
11/08/15		JE0021883	GENJNL			Salary Expense - Regular	1,384 62			
11/08/15		JE0021883	GENJNL			Salary Expense - Personal Time	346 15			
11/22/15		JE0021890	GENJNL			Salary Expense - Regular	1,730 77			
12/06/15		JE0021913	GENJNL			Salary Expense - Regular	1,730.77			
12/20/15		JE0021923	GENJNL			Salary Expense - Regular	1,384.62			
12/20/15		JE0021923	GENJNL			Salary Expense - Personal Time	346 15			
12/27/15		JE0021927	GENJNL			ACC Salary Expense - Regular	692.31			
12/27/15		JE0021927	GENJNL			ACC Salary Expense - Personal	173 08			
Total Activities							61,038 50	8,326 94	52,711 56	
Account: 6001-0000 Employee Compensation							Ending Balance			52,711.56
Account: 6030-0000 Commission/Bonus							Beginning Balance			0.00
05/10/15		JE0021732	GENJNL			Salary Expense - Referral Bonus	250.00			
Total Activities							250 00	0.00	250.00	
Account: 6030-0000 Commission/Bonus							Ending Balance			250.00
Account: 6050-0000 Hourly Wages							Beginning Balance			0.00
12/29/14		JE0021613	GENJNL			REV Salary Expense - Regular		582 00		
12/29/14		JE0021613	GENJNL			REV Salary Expense - Personal Ti		236 00		
12/29/14		JE0021626	GENJNL			REV Salary Expense - Regular	582 00			
12/29/14		JE0021626	GENJNL			REV Salary Expense - Personal Ti	236 00			
Balance to Carry Forward							818 00	818.00	0 00	

Detail Trial Balance

Includes Activities from December 29, 2014 to December 27, 2015
 Double Diamond Utilities Co

May 13, 2016 9 35 AM
 Page 34
 MJB

G/L Account Department Filter 8090..8091

Posting Date	Doc Type	Document No.	Source Code	Sour Type	Source No.	Description	Debit Activities	Credit Activities	Balance
Account 6050-0000			Hourly Wages			Balance Forward	818 00	818.00	0 00
12/29/14		JE0021628	GENJNL			ACC/REV Salary Expense - Regu		582 00	
12/29/14		JE0021628	GENJNL			ACC/REV Salary Expense - Pers		236 00	
01/04/15		JE0021615	GENJNL			Salary Expense - Regular	1,164 00		
01/04/15		JE0021615	GENJNL			Salary Expense - Personal Time	472 00		
01/18/15		JE0021616	GENJNL			Salary Expense - Regular	1,476 50		
01/18/15		JE0021616	GENJNL			Salary Expense - Personal Time	203 50		
01/18/15		JE0021616	GENJNL			Salary Expense - Overtime	349.50		
01/25/15		JE0021618	GENJNL			Salary Expense - Regular	860.00		
01/25/15		JE0021618	GENJNL			Salary Expense - Other Pay	10.75		
01/25/15		JE0021618	GENJNL			Salary Expense - Overtime	102.38		
01/26/15		JE0021619	GENJNL			Salary Expense - Regular		860.00	
01/26/15		JE0021619	GENJNL			Salary Expense - Other Pay		10 75	
01/26/15		JE0021619	GENJNL			Salary Expense - Overtime		102.38	
02/01/15		JE0021638	GENJNL			Salary Expense - Regular	1,720.00		
02/01/15		JE0021638	GENJNL			Salary Expense - Other Pay	21 50		
02/01/15		JE0021638	GENJNL			Salary Expense - Overtime	204.75		
02/15/15		JE0021671	GENJNL			Salary Expense - Regular	1,720 00		
02/15/15		JE0021671	GENJNL			Salary Expense - Overtime	360 38		
02/22/15		JE0021649	GENJNL			ACC Salary Expense - Regular	774 00		
02/22/15		JE0021649	GENJNL			ACC Salary Expense - Personal Ti	86 00		
02/22/15		JE0021649	GENJNL			ACC Salary Expense - Overtime	87.75		
02/23/15		JE0021650	GENJNL			REV Salary Expense - Regular		774.00	
02/23/15		JE0021650	GENJNL			REV Salary Expense - Personal Ti		86.00	
02/23/15		JE0021650	GENJNL			REV Salary Expense - Overtime		87.75	
03/01/15		JE0021659	GENJNL			Salary Expense - Regular	1,548 00		
03/01/15		JE0021659	GENJNL			Salary Expense - Personal Time	172 00		
03/01/15		JE0021659	GENJNL			Salary Expense - Overtime	175 50		
03/15/15		JE0021660	GENJNL			Salary Expense - Regular	1,720.00		
03/15/15		JE0021660	GENJNL			Salary Expense - Overtime	360.00		
03/29/15		JE0021661	GENJNL			Salary Expense - Regular	1,717 25		
03/29/15		JE0021661	GENJNL			Salary Expense - Overtime	370.31		
04/12/15		JE0021705	GENJNL			Salary Expense - Regular	1,720.00		
04/12/15		JE0021705	GENJNL			Salary Expense - Overtime	393 75		
04/26/15		JE0021712	GENJNL			Salary Expense - Regular	1,511.82		
04/26/15		JE0021712	GENJNL			Salary Expense - Personal Time	211.12		
04/26/15		JE0021712	GENJNL			Salary Expense - Overtime	263 01		
05/10/15		JE0021732	GENJNL			Salary Expense - Regular	1,720.00		
05/10/15		JE0021732	GENJNL			Salary Expense - Overtime	416 26		
05/24/15		JE0021738	GENJNL			Salary Expense - Regular	1,711 02		
05/24/15		JE0021738	GENJNL			Salary Expense - Personal Time	26.83		
05/24/15		JE0021738	GENJNL			Salary Expense - Overtime	394.55		
06/07/15		JE0021750	GENJNL			Salary Expense - Regular	1,618 07		
06/07/15		JE0021750	GENJNL			Salary Expense - Personal Time	101 93		
06/07/15		JE0021750	GENJNL			Salary Expense - Overtime	414.16		
06/21/15		JE0021760	GENJNL			Salary Expense - Regular	1,635 75		
						Balance to Carry Forward	28,632.34	3,556 88	0 00

ppc

EXHIBIT DDU-4D

DDU000694

Detail Trial Balance

Includes Activities from December 29, 2014 to December 27, 2015
 Double Diamond Utilities Co.

May 13, 2016 9:35 AM
 Page 35
 MJB

G/L Account Department Filter 8090 8091

Posting Date	Doc Type	Document No.	Source Code	Sour Type	Source No.	Description	Debit Activities	Credit Activities	Balance
Account. 6050-0000		Hourly Wages				Balance Forward . . .	28,632.34	3,556.88	0 00
06/21/15		JE0021760	GENJNL			Salary Expense - Personal Time	79.53		
06/21/15		JE0021760	GENJNL			Salary Expense - Overtime	629.40		
06/28/15		JE0021769	GENJNL			ACC Salary Expense - Regular	817.88		
06/28/15		JE0021769	GENJNL			ACC Salary Expense - Personal	39.77		
06/28/15		JE0021769	GENJNL			ACC Salary Expense - Overtime	314.70		
06/29/15		JE0021770	GENJNL			REV Salary Expense - Regular		817.88	
06/29/15		JE0021770	GENJNL			REV Salary Expense - Personal T		39.77	
06/29/15		JE0021770	GENJNL			REV Salary Expense - Overtime		314.70	
07/05/15		JE0021779	GENJNL			Salary Expense - Regular	1,814.50		
07/05/15		JE0021779	GENJNL			Salary Expense - Overtime	548.82		
07/19/15		JE0021783	GENJNL			Salary Expense - Regular	1,503.71		
07/19/15		JE0021783	GENJNL			Salary Expense - Personal Time	358.00		
07/19/15		JE0021783	GENJNL			Salary Expense - Overtime	151.75		
07/26/15		JE0021784	GENJNL			ACC Salary Expense - Regular	1,503.71		
07/26/15		JE0021784	GENJNL			ACC Salary Expense - Personal	358.00		
07/26/15		JE0021784	GENJNL			ACC Salary Expense - Overtime	151.75		
07/26/15		JE0021793	GENJNL			ACC Salary Expense - Regular		751.86	
07/26/15		JE0021793	GENJNL			ACC Salary Expense - Personal		179.00	
07/26/15		JE0021793	GENJNL			ACC Salary Expense - Overtime		75.88	
07/27/15		JE0021785	GENJNL			REV Salary Expense - Regular		1,503.71	
07/27/15		JE0021785	GENJNL			REV Salary Expense - Personal T		358.00	
07/27/15		JE0021785	GENJNL			REV Salary Expense - Overtime		151.75	
07/27/15		JE0021794	GENJNL			REV Salary Expense - Regular	751.86		
07/27/15		JE0021794	GENJNL			REV Salary Expense - Personal T	179.00		
07/27/15		JE0021794	GENJNL			REV Salary Expense - Overtime	75.88		
08/02/15		JE0021795	GENJNL			Salary Expense - Vacation Pay	440.00		
08/02/15		JE0021795	GENJNL			Salary Expense - Regular	1,336.44		
08/02/15		JE0021795	GENJNL			Salary Expense - Overtime	410.66		
08/16/15		JE0021802	GENJNL			Salary Expense - Regular	900.29		
08/16/15		JE0021802	GENJNL			Salary Expense - Personal Time	82.25		
08/16/15		JE0021802	GENJNL			Salary Expense - Overtime	75.08		
08/23/15		JE0021805	GENJNL			ACC Salary Expense - Regular	450.15		
08/23/15		JE0021805	GENJNL			ACC Salary Expense - Personal Ti	41.13		
08/23/15		JE0021805	GENJNL			ACC Salary Expense - Overtime	37.54		
08/24/15		JE0021806	GENJNL			REV Salary Expense - Regular		450.15	
08/24/15		JE0021806	GENJNL			REV Salary Expense - Personal Ti		41.13	
08/24/15		JE0021806	GENJNL			REV Salary Expense - Overtime		37.54	
08/30/15		JE0021820	GENJNL			Salary Expense - Regular	940.00		
08/30/15		JE0021820	GENJNL			Salary Expense - Overtime	132.54		
09/13/15		JE0021829	GENJNL			Salary Expense - Regular	940.00		
09/13/15		JE0021829	GENJNL			Salary Expense - Overtime	266.67		
09/27/15		JE0021842	GENJNL			Salary Expense - Regular	1,740.00		
09/27/15		JE0021842	GENJNL			Salary Expense - Overtime	382.50		
10/11/15		JE0021866	GENJNL			Salary Expense - Regular	1,622.50		
10/11/15		JE0021866	GENJNL			Salary Expense - Overtime	378.23		
						Balance to Carry Forward . . .	48,086.58	8,278.25	0 00

DDU000695

ppc

EXHIBIT DDU-4D

Detail Trial Balance

May 13, 2016 9:35 AM

Includes Activities from December 29, 2014 to December 27, 2015
 Double Diamond Utilities Co

Page 36
 MJB

G/L Account: Department Filter: 8090. 8091

Posting Date	Doc Type	Document No.	Source Code	Sour Type	Source No.	Description	Debit Activities	Credit Activities	Balance
Account: 6050-0000		Hourly Wages				Balance Forward	48,086.58	8,278.25	0.00
10/25/15		JE0021869	GENJNL			Salary Expense - Regular	1,263.20		
10/25/15		JE0021869	GENJNL			Salary Expense - Overtime	198.99		
11/08/15		JE0021883	GENJNL			Salary Expense - Regular	980.00		
11/08/15		JE0021883	GENJNL			Salary Expense - Overtime	291.80		
11/22/15		JE0021890	GENJNL			Salary Expense - Regular	600.25		
11/22/15		JE0021890	GENJNL			Salary Expense - Personal Time	490.00		
12/06/15		JE0021913	GENJNL			Salary Expense - Regular	1,780.00		
12/06/15		JE0021913	GENJNL			Salary Expense - Overtime	714.80		
12/20/15		JE0021923	GENJNL			Salary Expense - Regular	1,780.00		
12/20/15		JE0021923	GENJNL			Salary Expense - Overtime	327.38		
12/27/15		JE0021927	GENJNL			ACC Salary Expense - Regular	890.00		
12/27/15		JE0021927	GENJNL			ACC Salary Expense - Overtime	163.69		
Total Activities							57,566.69	8,278.25	49,288.44
Account: 6050-0000		Hourly Wages				Ending Balance			49,288.44
Account: 6100-0000		Labor Transfers				Beginning Balance			0.00
01/15/15		JE0021640	GENJNL			Labor Transfer	202.34		
02/15/15		JE0021651	GENJNL			Labor Transfer	202.34		
03/15/15		JE0021668	GENJNL			Labor Transfer	202.34		
04/15/15		JE0021720	GENJNL			Labor Transfer	202.34		
05/15/15		JE0021746	GENJNL			Labor Transfer	202.34		
06/15/15		JE0021771	GENJNL			Labor Transfer	202.34		
07/15/15		JE0021789	GENJNL			Labor Transfer	202.34		
08/15/15		JE0021809	GENJNL			Labor Transfer	202.34		
09/15/15		JE0021846	GENJNL			Labor Transfer	202.34		
10/11/15		JE0006049	GENJNL			B. Nunley - TC - Meet w/Josh & w	111.52		
10/15/15		JE0021873	GENJNL			Labor Transfer	202.34		
11/15/15		JE0021898	GENJNL			Labor Transfer	202.34		
12/15/15		JE0021932	GENJNL			Labor Transfer	202.34		
01/15/15		JE0021640	GENJNL			Labor Transfers	99.66		
02/15/15		JE0021651	GENJNL			Labor Transfers	99.66		
03/15/15		JE0021668	GENJNL			Labor Transfers	99.66		
04/15/15		JE0021720	GENJNL			Labor Transfers	99.66		
05/15/15		JE0021746	GENJNL			Labor Transfers	99.66		
06/15/15		JE0021771	GENJNL			Labor Transfers	99.66		
07/15/15		JE0021789	GENJNL			Labor Transfers	99.66		
08/15/15		JE0021809	GENJNL			Labor Transfers	99.66		
09/15/15		JE0021846	GENJNL			Labor Transfers	99.66		
10/11/15		JE0006049	GENJNL			B. Nunley - TC - Meet w/Josh & w	111.52		
10/15/15		JE0021873	GENJNL			Labor Transfers	99.66		
11/15/15		JE0021898	GENJNL			Labor Transfers	99.66		
Balance to Carry Forward							3,747.38	0.00	0.00

Detail Trial Balance

Includes Activities from December 29, 2014 to December 27, 2015
 Double Diamond Utilities Co.

May 13, 2016 9:35 AM

Page 37

MJB

G/L Account Department Filter 8090..8091

Posting Date	Doc Type	Document No.	Source Code	Sour Type	Source No.	Description	Debit Activities	Credit Activities	Balance
Account: 6100-0000		Labor Transfers				Balance Forward	3,747.38	0 00	0 00
12/15/15		JE0021932	GENJNL			Labor Transfers	99 66		
						Total Activities	3,847 04	0.00	3,847 04
Account: 6100-0000		Labor Transfers				Ending Balance			3,847.04
Account: 6200-0000		Payroll Burden				Beginning Balance			0.00
12/29/14		JE0021613	GENJNL			REV Employer - Texas SUTA Exp		32 56	
12/29/14		JE0021613	GENJNL			REV Employer Social Security Ex		50 72	
12/29/14		JE0021613	GENJNL			REV Employer Medicare Expense		11 86	
12/29/14		JE0021613	GENJNL			REV Employer FUTA Expense		4 91	
12/29/14		JE0021613	GENJNL			REV Employer - Texas SUTA Exp		39 80	
12/29/14		JE0021613	GENJNL			REV Employer Social Security Ex		52.51	
12/29/14		JE0021613	GENJNL			REV Employer Medicare Expense		12 28	
12/29/14		JE0021613	GENJNL			REV Employer FUTA Expense		5 08	
12/29/14		JE0021613	GENJNL			REV Employer Employer Paid Ins		124 84	
12/29/14		JE0021626	GENJNL			REV Employer - Texas SUTA Exp	32 56		
12/29/14		JE0021626	GENJNL			REV Employer Social Security Ex	50 72		
12/29/14		JE0021626	GENJNL			REV Employer Medicare Expense	11 86		
12/29/14		JE0021626	GENJNL			REV Employer FUTA Expense	4 91		
12/29/14		JE0021626	GENJNL			REV Employer - Texas SUTA Exp	39.80		
12/29/14		JE0021626	GENJNL			REV Employer Social Security Ex	52 51		
12/29/14		JE0021626	GENJNL			REV Employer Medicare Expense	12.28		
12/29/14		JE0021626	GENJNL			REV Employer FUTA Expense	5 08		
12/29/14		JE0021626	GENJNL			REV Employer Employer Paid Ins	124 84		
12/29/14		JE0021628	GENJNL			ACC/REV Employer - Texas SUT		32.56	
12/29/14		JE0021628	GENJNL			ACC/REV Employer Social Secur		50.72	
12/29/14		JE0021628	GENJNL			ACC/REV Employer Medicare Ex		11 86	
12/29/14		JE0021628	GENJNL			ACC/REV Employer FUTA Expen		4 91	
12/29/14		JE0021628	GENJNL			ACC/REV Employer - Texas SUT		39.80	
12/29/14		JE0021628	GENJNL			ACC/REV Employer Social Secur		52.51	
12/29/14		JE0021628	GENJNL			ACC/REV Employer Medicare Ex		12 28	
12/29/14		JE0021628	GENJNL			ACC/REV Employer FUTA Expen		5.08	
12/29/14		JE0021628	GENJNL			ACC/REV Employer Employer Pa		124 84	
01/04/15		JE0021615	GENJNL			Employer - Texas SUTA Expense	65.11		
01/04/15		JE0021615	GENJNL			Employer Social Security Expense	101 43		
01/04/15		JE0021615	GENJNL			Employer Medicare Expense	23.72		
01/04/15		JE0021615	GENJNL			Employer FUTA Expense	9 82		
01/04/15		JE0021615	GENJNL			Employer - Texas SUTA Expense	79.60		
01/04/15		JE0021615	GENJNL			Employer Social Security Expense	105 02		
01/04/15		JE0021615	GENJNL			Employer Medicare Expense	24 56		
01/04/15		JE0021615	GENJNL			Employer FUTA Expense	10.16		
01/04/15		JE0021615	GENJNL			Employer Employer Paid Ins - Me	249 68		
						Balance to Carry Forward	1,003.66	669.12	0.00

Detail Trial Balance

May 13, 2016 9 35 AM

Includes Activities from December 29, 2014 to December 27, 2015
 Double Diamond Utilities Co

Page 38
 MJB

G/L Account Department Filter 8090 8091

Posting Date	Doc Type	Document No.	Source Code	Sour Type	Source No.	Description	Debit Activities	Credit Activities	Balance
Account	6200-0000		Payroll Burden			Balance Forward	1,003.66	669.12	0.00
01/18/15		JE0021616	GENJNL			Employer - Texas SUTA Expense	80.78		
01/18/15		JE0021616	GENJNL			Employer Social Security Expense	125.83		
01/18/15		JE0021616	GENJNL			Employer Medicare Expense	29.42		
01/18/15		JE0021616	GENJNL			Employer FUTA Expense	12.18		
01/18/15		JE0021616	GENJNL			Employer - Texas SUTA Expense	79.60		
01/18/15		JE0021616	GENJNL			Employer Social Security Expense	105.02		
01/18/15		JE0021616	GENJNL			Employer Medicare Expense	24.56		
01/18/15		JE0021616	GENJNL			Employer FUTA Expense	10.16		
01/18/15		JE0021616	GENJNL			Employer Employer Paid Ins - Me	249.68		
01/25/15		JE0021618	GENJNL			Employer - Texas SUTA Expense	38.73		
01/25/15		JE0021618	GENJNL			Employer Social Security Expense	60.34		
01/25/15		JE0021618	GENJNL			Employer Medicare Expense	14.11		
01/25/15		JE0021618	GENJNL			Employer FUTA Expense	5.84		
01/25/15		JE0021618	GENJNL			Employer - Texas SUTA Expense	39.80		
01/25/15		JE0021618	GENJNL			Employer Social Security Expense	52.51		
01/25/15		JE0021618	GENJNL			Employer Medicare Expense	12.28		
01/25/15		JE0021618	GENJNL			Employer FUTA Expense	5.08		
01/25/15		JE0021618	GENJNL			Employer Employer Paid Ins - Me	124.84		
01/26/15		JE0021619	GENJNL			Employer - Texas SUTA Expense		38.73	
01/26/15		JE0021619	GENJNL			Employer Social Security Expense		60.34	
01/26/15		JE0021619	GENJNL			Employer Medicare Expense		14.11	
01/26/15		JE0021619	GENJNL			Employer FUTA Expense		5.84	
01/26/15		JE0021619	GENJNL			Employer - Texas SUTA Expense		39.80	
01/26/15		JE0021619	GENJNL			Employer Social Security Expense		52.51	
01/26/15		JE0021619	GENJNL			Employer Medicare Expense		12.28	
01/26/15		JE0021619	GENJNL			Employer FUTA Expense		5.08	
01/26/15		JE0021619	GENJNL			Employer Employer Paid Ins - Me		124.84	
02/01/15		JE0021638	GENJNL			Employer - Texas SUTA Expense	77.45		
02/01/15		JE0021638	GENJNL			Employer Social Security Expense	120.67		
02/01/15		JE0021638	GENJNL			Employer Medicare Expense	28.22		
02/01/15		JE0021638	GENJNL			Employer FUTA Expense	11.68		
02/01/15		JE0021638	GENJNL			Employer - Texas SUTA Expense	79.60		
02/01/15		JE0021638	GENJNL			Employer Social Security Expense	105.02		
02/01/15		JE0021638	GENJNL			Employer Medicare Expense	24.56		
02/01/15		JE0021638	GENJNL			Employer FUTA Expense	10.16		
02/01/15		JE0021638	GENJNL			Employer Employer Paid Ins - Me	249.68		
02/15/15		JE0021671	GENJNL			Employer - Texas SUTA Expense	82.81		
02/15/15		JE0021671	GENJNL			Employer Social Security Expense	128.99		
02/15/15		JE0021671	GENJNL			Employer Medicare Expense	30.17		
02/15/15		JE0021671	GENJNL			Employer FUTA Expense	12.48		
02/15/15		JE0021671	GENJNL			Employer - Texas SUTA Expense	79.60		
02/15/15		JE0021671	GENJNL			Employer Social Security Expense	105.02		
02/15/15		JE0021671	GENJNL			Employer Medicare Expense	24.56		
02/15/15		JE0021671	GENJNL			Employer FUTA Expense	10.16		
02/15/15		JE0021671	GENJNL			Employer Employer Paid Ins - Me	249.68		
						Balance to Carry Forward	3,504.93	1,022.65	0.00

DDU000698

ppc

EXHIBIT DDU-4D

Detail Trial Balance

May 13, 2016 9:35 AM

Includes Activities from December 29, 2014 to December 27, 2015
 Double Diamond Utilities Co.

Page 39
 MJB

G/L Account Department Filter: 8090 8091

Posting Date	Doc Type	Document No.	Source Code	Sour Type	Source No.	Description	Debit Activities	Credit Activities	Balance
Account	6200-0000		Payroll Burden			Balance Forward	3,504.93	1,022.65	0.00
02/22/15		JE0021649	GENJNL			ACC Employer - Texas SUTA Exp	37.72		
02/22/15		JE0021649	GENJNL			ACC Employer Social Security Ex	58.76		
02/22/15		JE0021649	GENJNL			ACC Employer Medicare Expense	13.75		
02/22/15		JE0021649	GENJNL			ACC Employer FUTA Expense	5.69		
02/22/15		JE0021649	GENJNL			ACC Employer - Texas SUTA Exp	19.90		
02/22/15		JE0021649	GENJNL			ACC Employer Social Security Ex	52.51		
02/22/15		JE0021649	GENJNL			ACC Employer Medicare Expense	12.28		
02/22/15		JE0021649	GENJNL			ACC Employer FUTA Expense	0.68		
02/22/15		JE0021649	GENJNL			ACC Employer Employer Paid Ins	124.84		
02/23/15		JE0021650	GENJNL			REV Employer - Texas SUTA Exp		37.72	
02/23/15		JE0021650	GENJNL			REV Employer Social Security Ex		58.76	
02/23/15		JE0021650	GENJNL			REV Employer Medicare Expense		13.75	
02/23/15		JE0021650	GENJNL			REV Employer FUTA Expense		5.69	
02/23/15		JE0021650	GENJNL			REV Employer - Texas SUTA Exp		19.90	
02/23/15		JE0021650	GENJNL			REV Employer Social Security Ex		52.51	
02/23/15		JE0021650	GENJNL			REV Employer Medicare Expense		12.28	
02/23/15		JE0021650	GENJNL			REV Employer FUTA Expense		0.68	
02/23/15		JE0021650	GENJNL			REV Employer Employer Paid Ins		124.84	
03/01/15		JE0021659	GENJNL			Employer - Texas SUTA Expense	75.44		
03/01/15		JE0021659	GENJNL			Employer Social Security Expense	117.52		
03/01/15		JE0021659	GENJNL			Employer Medicare Expense	27.49		
03/01/15		JE0021659	GENJNL			Employer FUTA Expense	11.38		
03/01/15		JE0021659	GENJNL			Employer - Texas SUTA Expense	39.80		
03/01/15		JE0021659	GENJNL			Employer Social Security Expense	105.02		
03/01/15		JE0021659	GENJNL			Employer Medicare Expense	24.56		
03/01/15		JE0021659	GENJNL			Employer FUTA Expense	1.35		
03/01/15		JE0021659	GENJNL			Employer Employer Paid Ins - Me	249.68		
03/15/15		JE0021660	GENJNL			Employer - Texas SUTA Expense	82.79		
03/15/15		JE0021660	GENJNL			Employer Social Security Expense	128.96		
03/15/15		JE0021660	GENJNL			Employer Medicare Expense	30.16		
03/15/15		JE0021660	GENJNL			Employer FUTA Expense	12.48		
03/15/15		JE0021660	GENJNL			Employer Social Security Expense	105.02		
03/15/15		JE0021660	GENJNL			Employer Medicare Expense	24.56		
03/15/15		JE0021660	GENJNL			Employer Employer Paid Ins - Me	249.68		
03/29/15		JE0021661	GENJNL			Employer - Texas SUTA Expense	83.07		
03/29/15		JE0021661	GENJNL			Employer Social Security Expense	129.43		
03/29/15		JE0021661	GENJNL			Employer Medicare Expense	30.27		
03/29/15		JE0021661	GENJNL			Employer FUTA Expense	12.53		
03/29/15		JE0021661	GENJNL			Employer Social Security Expense	105.02		
03/29/15		JE0021661	GENJNL			Employer Medicare Expense	24.56		
03/29/15		JE0021661	GENJNL			Employer Employer Paid Ins - Me	249.68		
04/12/15		JE0021705	GENJNL			Employer - Texas SUTA Expense	84.14		
04/12/15		JE0021705	GENJNL			Employer Social Security Expense	131.05		
04/12/15		JE0021705	GENJNL			Employer Medicare Expense	30.65		
04/12/15		JE0021705	GENJNL			Employer FUTA Expense	1.47		
						Balance to Carry Forward	5,998.82	1,348.78	0.00

ppc

EXHIBIT DDU-4D

DDU000699

Detail Trial Balance

Includes Activities from December 29, 2014 to December 27, 2015
 Double Diamond Utilities Co.

May 13, 2016 9 35 AM
 Page 40
 MJB

G/L Account Department Filter: 8090. 8091

Posting Date	Doc Type	Document No.	Source Code	Sour Type	Source No.	Description	Debit Activities	Credit Activities	Balance
Account: 6200-0000		Payroll Burden				Balance Forward	5,998.82	1,348.78	0 00
04/12/15		JE0021705	GENJNL			Employer Social Security Expense	119.32		
04/12/15		JE0021705	GENJNL			Employer Medicare Expense	27.91		
04/12/15		JE0021705	GENJNL			Employer Employer Paid Ins - Me	249.68		
04/26/15		JE0021712	GENJNL			Employer - Texas SUTA Expense	73.92		
04/26/15		JE0021712	GENJNL			Employer Social Security Expense	123.13		
04/26/15		JE0021712	GENJNL			Employer Medicare Expense	28.80		
04/26/15		JE0021712	GENJNL			Employer Social Security Expense	119.32		
04/26/15		JE0021712	GENJNL			Employer Medicare Expense	27.91		
04/26/15		JE0021712	GENJNL			Employer Employer Paid Ins - Me	249.68		
05/10/15		JE0021732	GENJNL			Employer - Texas SUTA Expense	10.89		
05/10/15		JE0021732	GENJNL			Employer Social Security Expense	147.95		
05/10/15		JE0021732	GENJNL			Employer Medicare Expense	34.60		
05/10/15		JE0021732	GENJNL			Employer Social Security Expense	119.32		
05/10/15		JE0021732	GENJNL			Employer Medicare Expense	27.91		
05/10/15		JE0021732	GENJNL			Employer Employer Paid Ins - Me	249.68		
05/24/15		JE0021738	GENJNL			Employer Social Security Expense	132.21		
05/24/15		JE0021738	GENJNL			Employer Medicare Expense	30.92		
05/24/15		JE0021738	GENJNL			Employer - Texas SUTA Expense	68.88		
05/24/15		JE0021738	GENJNL			Employer Social Security Expense	107.31		
05/24/15		JE0021738	GENJNL			Employer Medicare Expense	25.10		
05/24/15		JE0021738	GENJNL			Employer FUTA Expense	10.38		
05/24/15		JE0021738	GENJNL			Employer Social Security Expense	138.31		
05/24/15		JE0021738	GENJNL			Employer Medicare Expense	32.35		
06/07/15		JE0021750	GENJNL			Employer Social Security Expense	131.78		
06/07/15		JE0021750	GENJNL			Employer Medicare Expense	30.82		
06/07/15		JE0021750	GENJNL			Employer - Texas SUTA Expense	68.89		
06/07/15		JE0021750	GENJNL			Employer Social Security Expense	107.31		
06/07/15		JE0021750	GENJNL			Employer Medicare Expense	25.10		
06/07/15		JE0021750	GENJNL			Employer FUTA Expense	10.38		
06/07/15		JE0021750	GENJNL			Employer Social Security Expense	128.30		
06/07/15		JE0021750	GENJNL			Employer Medicare Expense	30.01		
06/07/15		JE0021750	GENJNL			Employer Employer Paid Ins - Me	242.05		
06/21/15		JE0021760	GENJNL			Employer Social Security Expense	144.84		
06/21/15		JE0021760	GENJNL			Employer Medicare Expense	33.87		
06/21/15		JE0021760	GENJNL			Employer - Texas SUTA Expense	68.88		
06/21/15		JE0021760	GENJNL			Employer Social Security Expense	107.31		
06/21/15		JE0021760	GENJNL			Employer Medicare Expense	25.10		
06/21/15		JE0021760	GENJNL			Employer FUTA Expense	10.38		
06/28/15		JE0021769	GENJNL			ACC Employer Social Security Ex	72.42		
06/28/15		JE0021769	GENJNL			ACC Employer Medicare Expens	16.94		
06/28/15		JE0021769	GENJNL			ACC Employer - Texas SUTA Ex	34.44		
06/28/15		JE0021769	GENJNL			ACC Employer Social Security Ex	53.66		
06/28/15		JE0021769	GENJNL			ACC Employer Medicare Expens	12.55		
06/28/15		JE0021769	GENJNL			ACC Employer FUTA Expense	5.19		
06/29/15		JE0021770	GENJNL			REV Employer Social Security Ex		72.42	
						Balance to Carry Forward .	9,514.52	1,421.20	0 00

Detail Trial Balance

Includes Activities from December 29, 2014 to December 27, 2015
 Double Diamond Utilities Co.

May 13, 2016 9:35 AM
 Page 41
 MJB

G/L Account Department Filter 8090 .8091

Posting Date	Doc Type	Document No.	Source Code	Sour Type	Source No.	Description	Debit Activities	Credit Activities	Balance
Account. 6200-0000		Payroll Burden				Balance Forward	9,514.52	1,421.20	0.00
06/29/15		JE0021770	GENJNL			REV Employer Medicare Expens		16.94	
06/29/15		JE0021770	GENJNL			REV Employer - Texas SUTA Ex		34.44	
06/29/15		JE0021770	GENJNL			REV Employer Social Security Ex		53.66	
06/29/15		JE0021770	GENJNL			REV Employer Medicare Expens		12.55	
06/29/15		JE0021770	GENJNL			REV Employer FUTA Expense		5.19	
07/05/15		JE0021779	GENJNL			Employer Social Security Expense	145.99		
07/05/15		JE0021779	GENJNL			Employer Medicare Expense	34.14		
07/05/15		JE0021779	GENJNL			Employer - Texas SUTA Expense	68.89		
07/05/15		JE0021779	GENJNL			Employer Social Security Expense	107.31		
07/05/15		JE0021779	GENJNL			Employer Medicare Expense	25.10		
07/05/15		JE0021779	GENJNL			Employer FUTA Expense	10.38		
07/19/15		JE0021783	GENJNL			Employer Social Security Expense	124.30		
07/19/15		JE0021783	GENJNL			Employer Medicare Expense	29.07		
07/19/15		JE0021783	GENJNL			Employer - Texas SUTA Expense	68.88		
07/19/15		JE0021783	GENJNL			Employer Social Security Expense	101.76		
07/19/15		JE0021783	GENJNL			Employer Medicare Expense	23.80		
07/19/15		JE0021783	GENJNL			Employer FUTA Expense	0.46		
07/26/15		JE0021784	GENJNL			ACC Employer Social Security Ex	124.30		
07/26/15		JE0021784	GENJNL			ACC Employer Medicare Expens	29.07		
07/26/15		JE0021784	GENJNL			ACC Employer - Texas SUTA Ex	68.88		
07/26/15		JE0021784	GENJNL			ACC Employer Social Security Ex	101.76		
07/26/15		JE0021784	GENJNL			ACC Employer Medicare Expens	23.80		
07/26/15		JE0021784	GENJNL			ACC Employer FUTA Expense	0.46		
07/26/15		JE0021793	GENJNL			ACC Employer Social Security Ex		62.15	
07/26/15		JE0021793	GENJNL			ACC Employer Medicare Expens		14.54	
07/26/15		JE0021793	GENJNL			ACC Employer - Texas SUTA Ex		34.44	
07/26/15		JE0021793	GENJNL			ACC Employer Social Security Ex		50.88	
07/26/15		JE0021793	GENJNL			ACC Employer Medicare Expens		11.90	
07/26/15		JE0021793	GENJNL			ACC Employer FUTA Expense		0.23	
07/27/15		JE0021785	GENJNL			REV Employer Social Security Ex		124.30	
07/27/15		JE0021785	GENJNL			REV Employer Medicare Expens		29.07	
07/27/15		JE0021785	GENJNL			REV Employer - Texas SUTA Ex		68.88	
07/27/15		JE0021785	GENJNL			REV Employer Social Security Ex		101.76	
07/27/15		JE0021785	GENJNL			REV Employer Medicare Expens		23.80	
07/27/15		JE0021785	GENJNL			REV Employer FUTA Expense		0.46	
07/27/15		JE0021794	GENJNL			REV Employer Social Security Ex	62.15		
07/27/15		JE0021794	GENJNL			REV Employer Medicare Expens	14.54		
07/27/15		JE0021794	GENJNL			REV Employer - Texas SUTA Ex	34.44		
07/27/15		JE0021794	GENJNL			REV Employer Social Security Ex	50.88		
07/27/15		JE0021794	GENJNL			REV Employer Medicare Expens	11.90		
07/27/15		JE0021794	GENJNL			REV Employer FUTA Expense	0.23		
08/02/15		JE0021795	GENJNL			Employer Social Security Expense	135.06		
08/02/15		JE0021795	GENJNL			Employer Medicare Expense	31.59		
08/02/15		JE0021795	GENJNL			Employer - Texas SUTA Expense	13.78		
08/02/15		JE0021795	GENJNL			Employer Social Security Expense	104.53		
						Balance to Carry Forward	11,061.97	2,066.39	0.00

Detail Trial Balance

Includes Activities from December 29, 2014 to December 27, 2015
 Double Diamond Utilities Co

May 13, 2016 9:35 AM
 Page 42
 MJB

G/L Account Department Filter: 8090 8091

Posting Date	Doc Type	Document No.	Source Code	Sour Type	Source No.	Description	Debit Activities	Credit Activities	Balance
Account: 6200-0000		Payroll Burden				Balance Forward	11,061.97	2,066.39	0.00
08/02/15		JE0021795	GENJNL			Employer Medicare Expense	24.45		
08/16/15		JE0021802	GENJNL			Employer Social Security Expense	65.03		
08/16/15		JE0021802	GENJNL			Employer Medicare Expense	15.21		
08/16/15		JE0021802	GENJNL			Employer Social Security Expense	104.53		
08/16/15		JE0021802	GENJNL			Employer Medicare Expense	24.45		
08/16/15		JE0021802	GENJNL			Employer Employer Paid Ins - Me	198.65		
08/23/15		JE0021805	GENJNL			ACC Employer Social Security Ex	32.52		
08/23/15		JE0021805	GENJNL			ACC Employer Medicare Expense	7.61		
08/23/15		JE0021805	GENJNL			ACC Employer Social Security Ex	52.27		
08/23/15		JE0021805	GENJNL			ACC Employer Medicare Expense	12.23		
08/23/15		JE0021805	GENJNL			ACC Employer Employer Paid Ins	99.33		
08/24/15		JE0021806	GENJNL			REV Employer Social Security Ex		32.52	
08/24/15		JE0021806	GENJNL			REV Employer Medicare Expense		7.61	
08/24/15		JE0021806	GENJNL			REV Employer Social Security Ex		52.27	
08/24/15		JE0021806	GENJNL			REV Employer Medicare Expense		12.23	
08/24/15		JE0021806	GENJNL			REV Employer Employer Paid Ins		99.33	
08/30/15		JE0021820	GENJNL			Employer Social Security Expense	65.96		
08/30/15		JE0021820	GENJNL			Employer Medicare Expense	15.43		
08/30/15		JE0021820	GENJNL			Employer Social Security Expense	104.53		
08/30/15		JE0021820	GENJNL			Employer Medicare Expense	24.45		
08/30/15		JE0021820	GENJNL			Employer Employer Paid Ins - Me	198.65		
09/13/15		JE0021829	GENJNL			Employer Social Security Expense	74.28		
09/13/15		JE0021829	GENJNL			Employer Medicare Expense	17.37		
09/13/15		JE0021829	GENJNL			Employer Social Security Expense	104.53		
09/13/15		JE0021829	GENJNL			Employer Medicare Expense	24.45		
09/13/15		JE0021829	GENJNL			Employer Employer Paid Ins - Me	198.65		
09/27/15		JE0021842	GENJNL			Employer - Texas SUTA Expense	33.03		
09/27/15		JE0021842	GENJNL			Employer Social Security Expense	131.06		
09/27/15		JE0021842	GENJNL			Employer Medicare Expense	30.66		
09/27/15		JE0021842	GENJNL			Employer FUTA Expense	4.98		
09/27/15		JE0021842	GENJNL			Employer 401k \$ - Match	25.00		
09/27/15		JE0021842	GENJNL			Employer Social Security Expense	104.53		
09/27/15		JE0021842	GENJNL			Employer Medicare Expense	24.45		
09/27/15		JE0021842	GENJNL			Employer Employer Paid Ins - Me	198.65		
09/27/15	Invoi	PJ0082089	PURCHJNL			CLIFF UTILITIES	19.75		
10/11/15		JE0021866	GENJNL			Employer - Texas SUTA Expense	27.17		
10/11/15		JE0021866	GENJNL			Employer Social Security Expense	123.51		
10/11/15		JE0021866	GENJNL			Employer Medicare Expense	28.89		
10/11/15		JE0021866	GENJNL			Employer FUTA Expense	4.10		
10/11/15		JE0021866	GENJNL			Employer 401k \$ - Match	25.00		
10/11/15		JE0021866	GENJNL			Employer Social Security Expense	104.53		
10/11/15		JE0021866	GENJNL			Employer Medicare Expense	24.45		
10/11/15		JE0021866	GENJNL			Employer Employer Paid Ins - Me	198.65		
10/25/15		JE0021869	GENJNL			Employer - Texas SUTA Expense	12.86		
10/25/15		JE0021869	GENJNL			Employer Social Security Expense	90.66		
						Balance to Carry Forward	13,738.48	2,270.35	0.00

Detail Trial Balance

Includes Activities from December 29 2014 to December 27, 2015
 Double Diamond Utilities Co

May 13, 2016 9:35 AM

Page 43

MJB

G/L Account Department Filter 8090 8091

Posting Date	Doc Type	Document No.	Source Code	Sour Type	Source No.	Description	Debit Activities	Credit Activities	Balance
Account 6200-0000			Payroll Burden			Balance Forward	13,738.48	2,270.35	0.00
10/25/15		JE0021869	GENJNL			Employer Medicare Expense	21.21		
10/25/15		JE0021869	GENJNL			Employer FUTA Expense	1.94		
10/25/15		JE0021869	GENJNL			Employer 401k \$ - Match	25.00		
10/25/15		JE0021869	GENJNL			Employer Social Security Expense	107.31		
10/25/15		JE0021869	GENJNL			Employer Medicare Expense	25.10		
11/08/15		JE0021883	GENJNL			Employer Social Security Expense	78.31		
11/08/15		JE0021883	GENJNL			Employer Medicare Expense	18.32		
11/08/15		JE0021883	GENJNL			Employer 401k \$ - Match	25.00		
11/08/15		JE0021883	GENJNL			Employer Social Security Expense	104.53		
11/08/15		JE0021883	GENJNL			Employer Medicare Expense	24.45		
11/08/15		JE0021883	GENJNL			Employer Employer Paid Ins - Me	198.65		
11/22/15		JE0021890	GENJNL			Employer Social Security Expense	67.06		
11/22/15		JE0021890	GENJNL			Employer Medicare Expense	15.68		
11/22/15		JE0021890	GENJNL			Employer 401k \$ - Match	25.00		
11/22/15		JE0021890	GENJNL			Employer Social Security Expense	104.53		
11/22/15		JE0021890	GENJNL			Employer Medicare Expense	24.45		
11/22/15		JE0021890	GENJNL			Employer Employer Paid Ins - Me	198.65		
12/06/15		JE0021913	GENJNL			Employer - Texas SUTA Expense	36.62		
12/06/15		JE0021913	GENJNL			Employer Social Security Expense	154.14		
12/06/15		JE0021913	GENJNL			Employer Medicare Expense	36.05		
12/06/15		JE0021913	GENJNL			Employer FUTA Expense	5.52		
12/06/15		JE0021913	GENJNL			Employer 401k \$ - Match	25.00		
12/06/15		JE0021913	GENJNL			Employer Social Security Expense	104.53		
12/06/15		JE0021913	GENJNL			Employer Medicare Expense	24.45		
12/06/15		JE0021913	GENJNL			Employer Employer Paid Ins - Me	198.65		
12/20/15		JE0021923	GENJNL			Employer - Texas SUTA Expense	32.44		
12/20/15		JE0021923	GENJNL			Employer Social Security Expense	130.12		
12/20/15		JE0021923	GENJNL			Employer Medicare Expense	30.43		
12/20/15		JE0021923	GENJNL			Employer FUTA Expense	4.89		
12/20/15		JE0021923	GENJNL			Employer 401k \$ - Match	25.00		
12/20/15		JE0021923	GENJNL			Employer Social Security Expense	104.53		
12/20/15		JE0021923	GENJNL			Employer Medicare Expense	24.45		
12/20/15		JE0021923	GENJNL			Employer Employer Paid ins - Me	198.65		
12/27/15		JE0021927	GENJNL			ACC Employer - Texas SUTA Ex	16.22		
12/27/15		JE0021927	GENJNL			ACC Employer Social Security Ex	65.06		
12/27/15		JE0021927	GENJNL			ACC Employer Medicare Expens	15.22		
12/27/15		JE0021927	GENJNL			ACC Employer FUTA Expense	2.45		
12/27/15		JE0021927	GENJNL			ACC Employer 401k \$ - Match	12.50		
12/27/15		JE0021927	GENJNL			ACC Employer Social Security Ex	52.27		
12/27/15		JE0021927	GENJNL			ACC Employer Medicare Expens	12.23		
12/27/15		JE0021927	GENJNL			ACC Employer Employer Paid Ins	99.33		

Detail Trial Balance

May 13, 2016 9:35 AM

Includes Activities from December 29, 2014 to December 27, 2015
 Double Diamond Utilities Co.

Page 44
 MJB

G/L Account: Department Filter 8090..8091

Posting Date	Doc Type	Document No.	Source Code	Sour Type	Source No.	Description	Debit Activities	Credit Activities	Balance	
							Total Activities	16,214.42	2,270.35	13,944.07
Account: 6200-0000		Payroll Burden				Ending Balance.			13,944.07	
Account: 6500-0000		Recruiting				Beginning Balance.			0.00	
02/23/15	Invoi	PJ0050316	PURCHJNL			cliffs mtc	39.50			
02/23/15		JE0034182	GENJNL			rcls cliffs utilities	39.50			
02/28/15	Invoi	PJ0050133	PURCHJNL			Posting for utility mgr/TC	349.00			
02/28/15	Invoi	PJ0050136	PURCHJNL			nsp/adv tc	570.00			
02/28/15	Invoi	PJ0050152	PURCHJNL			NSP ASV/TC	2,285.00			
03/25/15	Invoi	PJ0050453	PURCHJNL			TC -Utility manager	138.00			
03/31/15	Invoi	PJ0050445	PURCHJNL			NSP ADV/TC	962.60			
03/31/15	Invoi	PJ0050461	PURCHJNL			NSP ADC/TC	125.50			
04/30/15	Invoi	PJ0050669	PURCHJNL			NSP ADV/TC	1,258.00			
04/30/15	Invoi	PJ0050701	PURCHJNL			NSP ADV/TC	380.00			
05/01/15	Invoi	PJ0081561	PURCHJNL			Cliffs utilities	39.50			
09/30/15	Invoi	PJ0052063	PURCHJNL			NSP ADV/TC	1,128.00			
11/30/15	Invoi	PJ0052536	PURCHJNL			NSP ADV/TC	427.68			
11/30/15	Invoi	PJ0052538	PURCHJNL			NSP ADV/TC	31.17			
12/01/15	Invoi	PJ0082296	PURCHJNL			CLIFFS UTILITIES	19.75			
							Total Activities	7,793.20	0.00	7,793.20
Account: 6500-0000		Recruiting				Ending Balance.			7,793.20	
Account: 6600-0000		Other Employee Expense				Beginning Balance.			0.00	
05/24/15		JE0022459	GENJNL			P5 Bottled Water	10.38			
06/25/15		JE0022606	GENJNL			R. Gracy	900.00			
06/28/15		JE0022646	GENJNL			P6 Bottled Water	10.38			
07/26/15		JE0022803	GENJNL			P7 Bottled Water	5.19			
08/23/15		JE0022976	GENJNL			P8 Bottled Water	10.38			
09/25/15		JE0023181	GENJNL			Lodging-R Gracy	900.00			
12/03/15		JE0023543	GENJNL			J. Nolte-Lodging	150.00			
							Total Activities	1,986.33	0.00	1,986.33
Account: 6600-0000		Other Employee Expense				Ending Balance.			1,986.33	
Account: 7010-0000		Electricity				Beginning Balance.			0.00	

ppc

EXHIBIT DDU-4D

DDU000704

Detail Trial Balance

May 13, 2016 9:35 AM

Includes Activities from December 29, 2014 to December 27, 2015
 Double Diamond Utilities Co.

Page 45
 MJB

G/L Account: Department Filter. 8090..8091

Posting Date	Doc Type	Document No.	Source Code	Sour Type	Source No.	Description	Debit Activities	Credit Activities	Balance
01/14/15	Invoi	PJ0052309	PURCHJNL			Wir treatment-30%	1,850.20		
02/11/15	Invoi	PJ0052496	PURCHJNL			WTR TRMT 30%	1,744.25		
03/12/15	Invoi	PJ0052690	PURCHJNL			WTR TRTMNT 30%	1,759.22		
04/14/15	Invoi	PJ0052933	PURCHJNL			Wir treatment 30%	1,406.46		
05/12/15	Invoi	PJ0053193	PURCHJNL			WTR TRMT 30%	1,211.86		
06/11/15	Invoi	PJ0053390	PURCHJNL			WTR TRMT 30%	1,204.51		
07/14/15	Invoi	PJ0053813	PURCHJNL			wtr trmt 30%	1,728.00		
08/12/15	Invoi	PJ0054005	PURCHJNL			Wir Trmt-30%	1,709.18		
09/14/15	Invoi	PJ0054331	PURCHJNL			Wir Trmt-30%	1,777.68		
10/12/15		JE0023303	GENJNL			United Co-Op Services Dividend		79.82	
10/13/15	Invoi	PJ0054561	PURCHJNL			Wir Trmt-30%	1,592.32		
11/10/15	Invoi	PJ0054783	PURCHJNL			Wir Trmt-30%	1,405.38		
12/11/15	Invoi	PJ0055056	PURCHJNL			WTR TRMT 30%	1,165.80		
01/14/15	Invoi	PJ0052312	PURCHJNL			1 SWR LFT 20%	5.69		
01/14/15	Invoi	PJ0052312	PURCHJNL			2 SWR LIFT	91.00		
01/14/15	Invoi	PJ0052312	PURCHJNL			3 SWR LIFT	29.96		
01/14/15	Invoi	PJ0052312	PURCHJNL			4 SWR LFT	35.53		
01/14/15	Invoi	PJ0052312	PURCHJNL			LFT STATION	567.56		
01/14/15	Invoi	PJ0052312	PURCHJNL			Oak tree-Boster	133.91		
02/11/15	Invoi	PJ0052494	PURCHJNL			1 SWR LFT 20%	5.76		
02/11/15	Invoi	PJ0052494	PURCHJNL			2 swr lft	83.35		
02/11/15	Invoi	PJ0052494	PURCHJNL			3 swr lft	30.03		
02/11/15	Invoi	PJ0052494	PURCHJNL			4 SWR LFT	35.40		
02/11/15	Invoi	PJ0052494	PURCHJNL			LFT STATION	17.30		
02/11/15	Invoi	PJ0052494	PURCHJNL			Oak tree Boster	18.17		
02/11/15	Invoi	PJ0052685	PURCHJNL			1 SWR LFT 20%	5.18		
02/11/15	Invoi	PJ0052685	PURCHJNL			2 swr lft	82.12		
02/11/15	Invoi	PJ0052685	PURCHJNL			3 swr lft	29.96		
02/11/15	Invoi	PJ0052685	PURCHJNL			4 SWR LFT	35.98		
02/11/15	Invoi	PJ0052685	PURCHJNL			LFT STATION- Melbourne	17.30		
02/11/15	Invoi	PJ0052685	PURCHJNL			Oak tree Boster	17.30		
04/14/15	Invoi	PJ0052935	PURCHJNL			1 SWR LFT 20%	5.89		
04/14/15	Invoi	PJ0052935	PURCHJNL			2 swr lft	94.98		
04/14/15	Invoi	PJ0052935	PURCHJNL			3 swr lft	30.03		
04/14/15	Invoi	PJ0052935	PURCHJNL			4 SWR LFT	35.82		
04/14/15	Invoi	PJ0052935	PURCHJNL			LFT STATION- Melbourne	17.30		
04/14/15	Invoi	PJ0052935	PURCHJNL			Oak tree Boster	17.30		
05/12/15	Invoi	PJ0053124	PURCHJNL			1 SWR LFT 20%	5.40		
05/12/15	Invoi	PJ0053124	PURCHJNL			2 swr lft	97.95		
05/12/15	Invoi	PJ0053124	PURCHJNL			3 swr lft	31.82		
05/12/15	Invoi	PJ0053124	PURCHJNL			4 SWR LFT	32.87		
05/12/15	Invoi	PJ0053124	PURCHJNL			LFT STATION- Melbourne	17.30		
05/12/15	Invoi	PJ0053124	PURCHJNL			Oak tree Boster	17.30		
06/12/15	Invoi	PJ0053451	PURCHJNL			1 SWR LFT 20%	7.63		
06/12/15	Invoi	PJ0053451	PURCHJNL			2 swr lft	112.03		
06/12/15	Invoi	PJ0053451	PURCHJNL			3 swr lft	31.96		
						Balance to Carry Forward	20,151.94	79.82	0.00

DDU000705

ppc

EXHIBIT DDU-4D

Detail Trial Balance

Includes Activities from December 29, 2014 to December 27, 2015
 Double Diamond Utilities Co.

May 13, 2016 9:35 AM
 Page 46
 MJB

G/L Account: Department Filter: 8090..8091

Posting Date	Doc Type	Document No.	Source Code	Sour Type	Source No.	Description	Debit Activities	Credit Activities	Balance	
Account: 7010-0000 Electricity							Balance Forward.	20,151.94	79.82	0.00
06/12/15	Invoi	PJ0053451	PURCHJNL			4 SWR LFT	37.41			
06/12/15	Invoi	PJ0053451	PURCHJNL			LFT STATION- Melbourne	17.30			
06/12/15	invoi	PJ0053451	PURCHJNL			Oak tree Boster	17.30			
07/15/15	Invoi	PJ0053723	PURCHJNL			1 SWR LFT 20%	9.16 ✓			
07/15/15	Invoi	PJ0053723	PURCHJNL			2 swr lft	124.36 ✓			
07/15/15	Invoi	PJ0053723	PURCHJNL			3 swr lft	30.64			
07/15/15	Invoi	PJ0053723	PURCHJNL			4 SWR LFT	36.93 ✓			
07/15/15	Invoi	PJ0053723	PURCHJNL			LFT STATION- Melbourne	17.30			
07/15/15	Invoi	PJ0053723	PURCHJNL			Oak tree Boster	18.17			
08/13/15	Invoi	PJ0054006	PURCHJNL			1 SWR LFT 20%	7.98			
08/13/15	invoi	PJ0054006	PURCHJNL			2 swr lft	120.97			
08/13/15	Invoi	PJ0054006	PURCHJNL			3 swr lft	31.16			
08/13/15	invoi	PJ0054006	PURCHJNL			4 SWR LFT	35.33			
08/13/15	Invoi	PJ0054006	PURCHJNL			LFT STATION- Melbourne	17.30			
08/13/15	invoi	PJ0054006	PURCHJNL			Oak tree Boster	18.47			
09/15/15	Invoi	PJ0054333	PURCHJNL			1 SWR LFT 20%	7.34			
09/15/15	Invoi	PJ0054333	PURCHJNL			2 swr lft	101.93			
09/15/15	Invoi	PJ0054333	PURCHJNL			3 swr lft	30.52			
09/15/15	Invoi	PJ0054333	PURCHJNL			4 SWR LFT	33.92			
09/15/15	invoi	PJ0054333	PURCHJNL			LFT STATION- Melbourne	17.30			
09/15/15	Invoi	PJ0054333	PURCHJNL			Oak tree Boster	19.39			
10/14/15	Invoi	PJ0054562	PURCHJNL			1 SWR LFT 20%	6.36			
10/14/15	invoi	PJ0054562	PURCHJNL			2 swr lft	108.80			
10/14/15	invoi	PJ0054562	PURCHJNL			3 swr lft	36.97			
10/14/15	Invoi	PJ0054562	PURCHJNL			4 SWR LFT	40.54			
10/14/15	Invoi	PJ0054562	PURCHJNL			LFT STATION- Melbourne	21.25			
10/14/15	Invoi	PJ0054562	PURCHJNL			Oak tree Boster	23.61			
11/11/15	Invoi	PJ0054782	PURCHJNL			1 SWR LFT 20%	7.17			
11/11/15	Invoi	PJ0054782	PURCHJNL			2 swr lft	123.55			
11/11/15	Invoi	PJ0054782	PURCHJNL			3 swr lft	38.51			
11/11/15	Invoi	PJ0054782	PURCHJNL			4 SWR LFT	47.01			
11/11/15	Invoi	PJ0054782	PURCHJNL			LFT STATION- Melbourne	21.25			
11/11/15	Invoi	PJ0054782	PURCHJNL			Oak tree Boster	23.82			
12/14/15	Invoi	PJ0055058	PURCHJNL			1 SWR LFT 20%	6.92			
12/14/15	invoi	PJ0055058	PURCHJNL			2 swr lft	116.37			
12/14/15	Invoi	PJ0055058	PURCHJNL			3 swr lft	36.57			
12/14/15	invoi	PJ0055058	PURCHJNL			4 SWR LFT	41.69			
12/14/15	Invoi	PJ0055058	PURCHJNL			LFT STATION Melbourne	21.25			
12/14/15	invoi	PJ0055058	PURCHJNL			Oak tree Boster	22.69			

DDU000706

ppc