

Control Number: 46043



Item Number: 1

Addendum StartPage: 0

PUC DOCKET NO. **46043**

COMPLAINT AND PETITION FOR ENFORCEMENT OF FINAL ORDER REGARDING CITY OF AUSTIN WHOLESALE RATES	§ § § §	BEFORE THE PUBLIC UTILITY COMMISSION OF TEXAS
---	------------------	---

2016 JAN-7 PM 2:08
RECEIVED
PUBLIC UTILITY COMMISSION
OF TEXAS

COMPLAINT REGARDING CITY OF AUSTIN WHOLESALE RATES

TO THE PUBLIC UTILITY COMMISSION OF TEXAS:

COME NOW North Austin Municipal Utility District No. 1, Northtown Municipal Utility District, Travis County Water Control and Improvement District No. 10, and Wells Branch Municipal Utility District, Complainants herein, by and through the undersigned counsel, and pursuant to Sections 13.044 and 13.411 of the Texas Water Code (the "Water Code") and Sections 22.242 and 24.45 of Title 16 of the Texas Administrative Code (the "PUC Rules"), and file this formal Complaint Regarding City of Austin Wholesale Rates. The Complainants also request a waiver of the informal complaint process as set forth below. In support of this Complaint, Complainants respectfully show the following:

I. PARTIES

1.1. The City of Austin is a home-rule municipality and a political subdivision of the State of Texas, governed by the Constitution of the State of Texas and the Texas Local Government Code.

1.2. Complainants are retail public utilities that are required by the City to purchase treated water from the City of Austin. Currently, Complainants include the following retail public utilities:

- A. North Austin Municipal Utility District No. 1, a reclamation and conservation district and political subdivision of the State of Texas, licensed to provide retail water service as Public Water System (“PWS”) No. 2270226;
- B. Northtown Municipal Utility District, a reclamation and conservation district and political subdivision of the State of Texas, licensed to provide retail water service as PWS No. 1013404;
- C. Travis County Water Control and Improvement District No. 10, a reclamation and conservation district and political subdivision of the State of Texas, licensed to provide retail water service as PWS No. 2270182; and
- D. Wells Branch Municipal Utility District, a reclamation and conservation district and political subdivision of the State of Texas, licensed to provide retail water service as PWS No. 2270227.

II. JURISDICTION

2.1. Complainants file this complaint pursuant to Sections 13.411 and 13.044 of the Water Code and 16 TAC §§ 22.242 and 24.45. The City has imposed and attempted to charge Complainants a new and higher wholesale wastewater rate without prior authorization from the Commission and without filing a rate application in accordance with Section 13.044(b) of the Water Code and 16 TAC §24.45(c). Furthermore, the increased rates of the City are inconsistent with the findings of fact, conclusion of law, and ordering provisions that the Commission adopted in Order on Rehearing in PUC Docket 42857 dated January 14, 2016, in response to a previous appeal filed by the Complainants against the City.

2.2. Complainants request that the Commission begin enforcement against the City for violation of Section 13.044 of the Texas Water Code and the Order on Rehearing in PUC Docket

42857 dated January 14, 2016, and initiate enforcement proceedings as authorized under Section 13.411 of the Texas Water Code.

2.3 Section 13.044 of the Texas Water Code authorizes districts created pursuant to Article XVI, Section 59, of the Texas Constitution, located within the corporate limits or the extraterritorial jurisdiction of the City, and whose resolution, ordinance, or agreement of the City consenting to the creation of the Petitioner districts requires the purchase of water or sewer service from the City, to appeal the water and wastewater rates charged by a city.¹ The Commission then hears the appeal de novo, and the city has the burden of proof to establish that its rates are just and reasonable.² The Commission then fixes the rates to be charged by the city, and the city may not increase such rates without the approval of the Commission.³

2.3. More specifically, Complainants bring this complaint pursuant to Sections 22.242 and 24.45(c) of the PUC Rules.⁴ After the Commission establishes just and reasonable rates under Section 24.45 of the PUC Rules, a city may not increase those rates without approval of the Commission.

2.4 Under 16 TAC §22.242(c)(2), a complainant may submit to the Commission a written request for waiver of the requirement for attempted informal resolution. The complainant shall clearly state the reasons informal resolution is not appropriate. The commission staff may grant the request for good cause.

2.7 Under Texas Water Code §13.411(a), the Commission may find that a city is engaged in or is about to engage in an act or is failing to comply with any rule or order in

¹ TEX. WATER CODE ANN. §13.044 (a).

² *Id.*

³ *Id.*

⁴ 16 TAC §24.45.

violation of Chapter 13 of the Texas Water Code, including Section 13.044, and request that the attorney general bring an action in a court of competent jurisdiction in the name of and on behalf of the Commission against the city to enjoin the commencement or continuation of any act or to require compliance with Chapter 13 or the rule or order.

III. FACTS

3.1 North Austin Municipal Utility District No. 1 is required to purchase water service from the City of Austin under the terms of that certain Agreement Concerning Creation and Operation of North Austin Municipal Utility District No. 1, dated November 15, 1983.

3.2 Northtown Municipal Utility District is required to purchase water service from the City of Austin under the terms of that certain Agreement Concerning Creation and Operation of North Town Municipal Utility District No. 1, dated August 14, 1984.

3.3 Travis County Water Control and Improvement District No. 10 is required to purchase water service from the City of Austin under the terms of that certain Water Supply Contract dated August 9, 1957, and as amended by that Water Service Contract Between the City of Austin and Travis County Water Control and Improvement District No. 10 dated August 29, 1990.

3.4 Wells Branch Municipal Utility District is required to purchase water service from the City of Austin under the terms of that certain agreement entitled Agreement Concerning Creation and Operation of North Austin Growth Corridor Municipal Utility District No. 1, dated April 13, 1981.

3.5 Each Petitioner purchases treated water from Austin, distributes, and sells the treated water to retail customers located within its respective boundaries. Each Petitioner owns

and operates its own facilities for the distribution of treated water within its boundaries and provides virtually all customer services.

3.6 The water supply contracts between Austin and each Petitioner do not specify a particular rate or establish a rate relationship but provide that rates shall be set each year by the City. Instead, the Austin City Council sets the rate annually by ordinance for the wholesale water customers as a class.

3.7 The Complainants appealed the wholesale water and wastewater rates charged by the City under Section 13.044 of the Water Code in PUC Docket No. 42857.

3.8 The Commission heard the appeal de novo, and the City had the burden of proof to establish that the rates were just and reasonable.

3.9 The Commission then fixed the rates to be charged by the City in the Order on Rehearing in PUC Docket 42857 dated January 14, 2016.⁵

3.10 Finally, the Commission ordered the City to “not increase water or wastewater rates applicable to petitioners without prior Commission approval.”⁶

3.10 In March 2016, the City began charging a new increased rate to the Complainants through a calculated Inflow & Infiltration (“I&I”) Adjustment. Yet, the City has not submitted a rate application to the Commission for approval of the I&I Adjustment prior to increasing rates to Complainants.

3.11 Before the Commission issued its final order in Docket No. 42857, the City did not charge Petitioners an I&I Adjustment. In fact, in the City’s November 3, 2015 Motion for

⁵ Docket No. 42857, Order on Rehearing, at Revised Attachment 1.

⁶ Docket No. 42857, Order on Rehearing, at 11.

Rehearing, the City stated that the City did not bill customers for I&I flows.⁷ The City's sewer bills for April 2013 sent to the three Petitioners who receive sewer service are attached as **Exhibit A**. None of these bills include any upcharge or any other charge for I&I.

3.12 After the Commission issued its final order in Docket No. 42857, the City added a new I&I upcharge to the Complainants' April 2016 bills, attached as **Exhibit B**, without receiving permission from the Commission.

3.13 The City has not filed an application with the Commission to increase its wastewater rates to the Complainants as required by the final order in Docket No. 42857, 16 TAC §22.45(c), and Texas Water Code §13.044(b).

3.14 Finally, there is good cause for waiving the requirement of informal resolution of this complaint under 16 TAC §22.242(c), because the Complainants and the City have been involved in a multi-year contested hearing, which is now on appeal, and there is no reasonable likelihood that the parties will resolve the matter informally.

V. PRAYER

WHEREFORE, PREMISES CONSIDERED, Complainants respectfully pray that the Commission:

1. Find good cause for waiving any requirement for informal resolution of this complaint.
2. Refer this complaint to the Texas Attorney General for enforcement under Texas Water Code 13.411.

⁷ See *Petition of North Austin Municipal Utility District No. 1, Northtown Municipal Utility District, Travis County Water Control & Improvement District No. 10, and Wells Branch Municipal Utility District from the Ratemaking Actions of the City of Austin and Request for Interim Rates in Williamson and Travis Counties*, Docket No. 42857, City of Austin's Motion for Rehearing, at 11 (Feb. 3, 2016).

3. Order the City to charge rates in accordance with the Order on Rehearing issued in Docket No. 42857 as adopted on January 14, 2016; and
4. Order the City to cease charging the "Inflow & Infiltration Adjustment" unless and until such as the Commission issues a subsequent Order approving the charge in accordance with Section 24.45(c) of the Commission Rules; and
5. Grant such other and further relief as the Complainants may show themselves entitled.

Respectfully submitted,

Randall B. Wilburn, Attorney at Law
State Bar No. 24033342
3000 South IH 35, Suite 150
Austin, Texas 78704
Telephone: (512) 535-1661
Telecopier: (512) 535-1678

John Carlton
State Bar No.03817600
The Carlton Law Firm, P.L.L.C.
2705 Bee Cave Road, Suite 200
Austin, Texas 78746
Telephone: (512) 614-0901
Telecopier: (512) 900-2855

By: 

Randall B. Wilburn

COUNSEL FOR COMPLAINANTS

CERTIFICATE OF SERVICE


I certify that I have forwarded a true and correct copy of the foregoing Complaint and Petition Regarding City of Austin Wholesale Rates to the following, as indicated, on the 7th day of June 2016.

Mr. Greg Meszaros, Director
Austin Water Utility
City of Austin
3700 Lake Austin Blvd.
Austin, Texas 78703

Via Hand Delivery

Ms. Anne Morgan, City Attorney
City of Austin
301 W. 2nd Street
Austin, Texas 78701

Via Hand Delivery



Randall B. Wilburn

EXHIBIT A

P00000-008000

202 BRE PPS

Page 1 of 6



Utility News

Read Dates

Next meter read date will be on or about 5/3/2013

The 5% system average water rate increase and new rate structure approved last year will take effect with the February 2013 water bills. Learn more about the new rates at austintexas.gov/water.

Outstanding utility bill balance? Set up monthly payment arrangements to keep your account in good standing. Call 512-494-9400 and a Customer Service Representative will assist you.

Summary of Service

NORTH AUSTIN MUD #1

Service Address: 8900 AMBERGLEN BLVD

Account Number: 85264 00000

Invoice Number: 852648256011

Bill Print Date

Apr 8, 2013

Due Date

Apr 25, 2013

Previous Activity/Charges

Total Amount Due at Last Bill \$187,868.02

Payment received - Thank you -\$187,868.02

Previous Balance

\$0.00

Current Activity/Charges

Water Service \$125,521.41

Wastewater Service \$124,072.87

Adjustment + -\$13,241.18

Current Balance

\$236,353.10

If Payment is received after due date, a late fee will be assessed

Total Amount Due

\$236,353.10

Contact Information

View or Pay online: www.coautilities.com

Customer Service: 512-494-9400

or call toll free at 1-888-340-6465

TDD: 512-477-3663

Se Habla Español

To report an electrical **OUTAGE** call **512-322-9100** and enter your **PowerLink** number. The PowerLink number is displayed with your Electric Service on the bill.

Continued On Next Page

THE CITY IS COMPLYING WITH THE AMERICANS WITH DISABILITIES ACT.

Account: 85264 00000

Make Checks payable to City of Austin.

View or Pay online:

www.coautilities.com



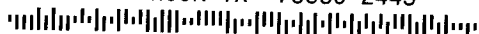
Detach and include stub with your payment

P O Box 2267 Austin, TX 78783-2267

22648 2 AT 0.384

0022648 51 T71

NORTH AUSTIN MUD #1
CROSSROADS UTILITY SERVICES
PO BOX 2445
ROUND ROCK TX 78680-2445



Enter
contributions
and include
in Total Paid

Total Amount Due: \$236,353.10
Date Due: 04/25/13

Penalty After Date Due: \$0.00

Total Due After 04/25/2013: \$236,353.10

CAP Contribution: \$

Parks & Libraries Fund: \$

Public School Energy Asst.: \$

Total Paid: \$

CITY OF AUSTIN
P.O. BOX 2267
AUSTIN TX 78783-2267

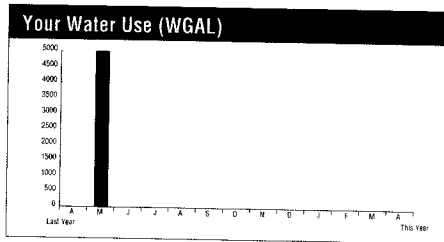
0000085264000005 000236353103 990001012

EXHIBIT A

P00000-00880000

Page 2 of 6

Service Details



Days of service 29
Gallons used 0
Avg. gallons per day 0.0
Avg. cost per day \$7.14
 13 month avg consumption, 384.62



WATER SERVICE

8000 1/2 ANDERSON MILL RD

Meter # 195613

Read Date	03/05/2013	04/03/2013	Consumption
Read	130	130	0
	Reading Difference in Hundreds		0
	Total Consumption in Gallons		0

Meter # 195613

Read Date	03/05/2013	04/03/2013	Consumption
Read	330	330	0
	Reading Difference in Hundreds		0
	Total Consumption in Gallons		0

City of Austin Water - Wholesale

Customer Charge \$207.00

TOTAL CURRENT CHARGES \$207.00



WASTEWATER SERVICE

8000 1/2 ANDERSON MILL RD

City of Austin Wastewater - Wholesale

Customer Charge \$10.00

TOTAL CURRENT CHARGES \$10.00

View or Pay online: www.coutilities.com

AUTHORIZED PAY STATIONS:

Payments are accepted at most Austin-area
HEB and Randall's stores, as well as:

- Fiesta Mart (IH35 and 38 1/2 st.)
- Rosewood-Zaragosa Center (2800 Webberville Rd.)
- Utility Service Center (8716 Research Blvd. Suite 115)

Drop Box Locations Are:

- 625 East 10th Street
- 505 Barton Springs Road

Mail all inquiries to:

City of Austin Utility Customer Service,
P.O.Box 2267 Austin, TX 78783-2267

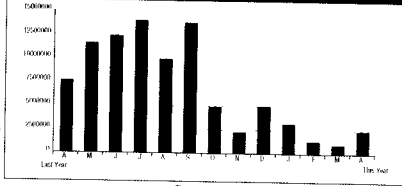
EXHIBIT A

P00000-008000



Page 3 of 6

Your Water Use (WGAL)



Current Month
Days of service 29
Gallons used 2400000
Avg. gallons per day 82758.6
Avg. cost per day \$305.07
13 month avg consumption 6846923.08



WATER SERVICE

7709 1/2 W PARMER LN

Meter # 10009419

Read Date	03/05/2013	04/03/2013	Consumption
Read	196000	206310	10310
	Reading Difference in Hundreds		10310
	Total Consumption in Gallons		1031000

Meter # 10009419

Read Date	03/05/2013	04/03/2013	Consumption
Read	116310	130000	13690
	Reading Difference in Hundreds		13690
	Total Consumption in Gallons		1369000

City of Austin Water - Wholesale

Customer Charge \$207.00
2,400,000 Gallons at \$3.48 per 1,000 \$8,352.00
2,400,000 Gallons at \$0.12 per 1,000 - Reserve Fund Surcharge \$288.00

TOTAL CURRENT CHARGES \$8,847.00



WASTEWATER SERVICE

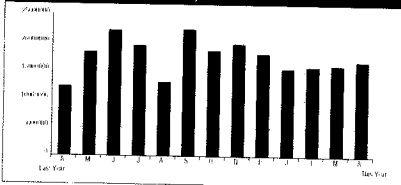
7709 1/2 W PARMER LN

City of Austin Wastewater - Wholesale

Customer Charge \$10.00
1,740,500 Gallons at \$5.52 per 1,000 \$9,607.56

TOTAL CURRENT CHARGES \$9,617.56

Your Water Use (WGAL)



Current Month
Days of service 29
Gallons used 16768000
Avg. gallons per day 578206.9
Avg. cost per day \$2,761.18
13 month avg consumption 17572923.08



WATER SERVICE

6801 1/2 DALLAS DR

Meter # 158243

Read Date	03/05/2013	04/03/2013	Consumption
Read	79330	81860	2530
	Reading Difference in Hundreds		2530
	Total Consumption in Gallons		253000

Meter # 158243

Read Date	03/05/2013	04/03/2013	Consumption
Read	4845510	5010660	165150
	Reading Difference in Hundreds		165150
	Total Consumption in Gallons		16515000

City of Austin Water - Wholesale

Customer Charge \$207.00
Fixed Charge \$19,500.00
16,768,000 Gallons at \$3.48 per 1,000 \$58,352.64
16,768,000 Gallons at \$0.12 per 1,000 - Reserve Fund Surcharge \$2,012.16
Backflow Prev Fee 1 @ \$2.45 ea \$2.45

TOTAL CURRENT CHARGES \$80,074.25

EXHIBIT A

P00000-000000

Page 4 of 6



WASTEWATER SERVICE

6801 1/2 DALLAS DR

City of Austin Wastewater - Wholesale
 Customer Charge \$10.00
 13,769,900 Gallons at \$5.52 per 1,000 \$76,009.85
TOTAL CURRENT CHARGES \$76,019.85

Adjustment

6801 1/2 DALLAS DR

Deduct Meter Credit -\$7,036.40
 Deduct Meter Credit -\$6,836.40
 Industrial Waste Surcharge \$631.62
TOTAL CURRENT CHARGES -\$13,241.18



WATER SERVICE

13450 BRIARWICK DR

Meter # 203484

Read Date	03/05/2013	04/03/2013	Consumption
Read	83210	83210	0
		Reading Difference in Hundreds	0
		Total Consumption in Gallons	0

Meter # 203484

Read Date	03/05/2013	04/03/2013	Consumption
Read	1447590	1466580	18990
		Reading Difference in Hundreds	18990
		Total Consumption in Gallons	1899000

City of Austin Water - Wholesale
 Customer Charge \$207.00
 1,899,000 Gallons at \$3.48 per 1,000 \$6,608.52
 1,899,000 Gallons at \$0.12 per 1,000 - Reserve Fund Surcharge \$227.88
TOTAL CURRENT CHARGES \$7,043.40



WATER SERVICE

8900 AMBERGLEN BLVD

Meter # 668848

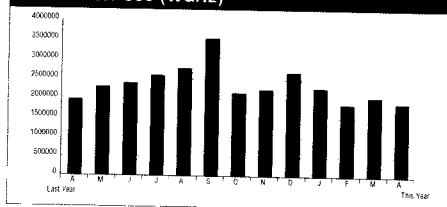
Read Date	03/05/2013	04/03/2013	Consumption
Read	100	200	100
		Reading Difference in Hundreds	100
		Total Consumption in Gallons	10000

Meter # 668848

Read Date	03/05/2013	04/03/2013	Consumption
Read	599567	615593	16026
		Reading Difference in Hundreds	16026
		Total Consumption in Gallons	1602600

City of Austin Water - Wholesale
 Customer Charge \$94.00
 1,612,600 Gallons at \$3.48 per 1,000 \$5,611.85
 1,612,600 Gallons at \$0.12 per 1,000 - Reserve Fund Surcharge \$193.51
TOTAL CURRENT CHARGES \$5,899.36

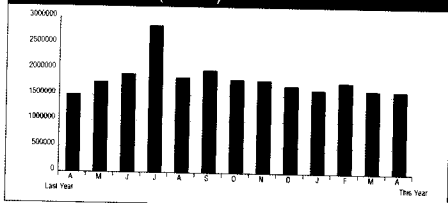
Your Water Use (WGAL)



Current Month

Days of service 29
 Gallons used 1899000
 Avg. gallons per day 65482.8
 Avg. cost per day \$242.88
 13 month avg. consumption. 2356846.15

Your Water Use (WGAL)



Current Month

Days of service 29
 Gallons used 1612600
 Avg. gallons per day 55606.9
 Avg. cost per day \$203.43
 13 month avg. consumption. 1834961.54

EXHIBIT A

P00000-00000000



Page 5 of 6



WASTEWATER SERVICE

8900 AMBERGLEN BLVD

City of Austin Wastewater - Wholesale

Customer Charge \$10.00
1,612,600 Gallons at \$5.52 per 1,000 \$8,901.55

TOTAL CURRENT CHARGES \$8,911.55



WATER SERVICE

8900 AMBERGLEN BLVD Unit B

Meter # 222760

Read Date	03/05/2013	04/03/2013	Consumption
Read	1181340	1186620	5280
		Reading Difference in Hundreds	5280
		Total Consumption in Gallons	528000

Meter # 222760

Read Date	03/05/2013	04/03/2013	Consumption
Read	4358180	4416730	58550
		Reading Difference in Hundreds	58550
		Total Consumption in Gallons	5855000

City of Austin Water - Wholesale

Customer Charge \$207.00
6,383,000 Gallons at \$3.48 per 1,000 \$22,212.84
6,383,000 Gallons at \$0.12 per 1,000 - Reserve Fund Surcharge \$765.96

TOTAL CURRENT CHARGES \$23,185.80



WASTEWATER SERVICE

8900 AMBERGLEN BLVD Unit B

City of Austin Wastewater - Wholesale

Customer Charge \$10.00
5,343,100 Gallons at \$5.52 per 1,000 \$29,493.91

TOTAL CURRENT CHARGES \$29,503.91



WATER SERVICE

6262 1/2 MC NEIL DR

Meter # 150381

Read Date	03/05/2013	04/03/2013	Consumption
Read	40	90	50
		Reading Difference in Hundreds	50
		Total Consumption in Gallons	5000

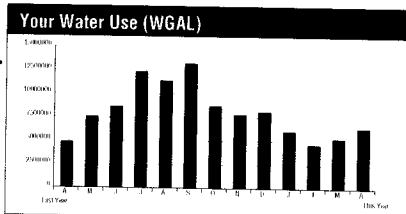
Meter # 150381

Read Date	03/05/2013	04/03/2013	Consumption
Read	14620	14730	110
		Reading Difference in Hundreds	110
		Total Consumption in Gallons	11000

City of Austin Water - Wholesale

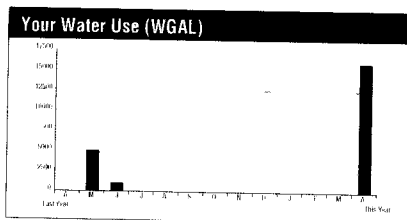
Customer Charge \$207.00
16,000 Gallons at \$3.48 per 1,000 \$55.68
16,000 Gallons at \$0.12 per 1,000 - Reserve Fund Surcharge \$1.92

TOTAL CURRENT CHARGES \$264.60



Current Month

Days of service 29
Gallons used 6383000
Avg. gallons per day 220103.4
Avg. cost per day \$799.51
13 month avg consumption 8071692.31



Current Month

Days of service 29
Gallons used 16000
Avg. gallons per day 551.7
Avg. cost per day \$9.12
13 month avg consumption 1692.31

EXHIBIT A

P00000-00000000

Page 6 of 6



WASTEWATER SERVICE

6262 1/2 MC NEIL DR

City of Austin Wastewater - Wholesale

Customer Charge \$10.00

TOTAL CURRENT CHARGES \$10.00

4

EXHIBIT A

P00008-0006663

202 BRE PPS

Page 1 of 6



Utility News

Read Dates

Next meter read date will be on or about 5/3/2013.

The 5% system average water rate increase and new rate structure approved last year will take effect with the February 2013 water bills. Learn more about the new rates at austintexas.gov/water

Outstanding utility bill balance? Set up monthly payment arrangements to keep your account in good standing. Call 512-494-9400 and a Customer Service Representative will assist you.

Summary of Service

NORTHTOWN M U D

Service Address: 502 1/2 W HOWARD LN

Account Number: 65046 00000

Invoice Number: 650465249277

Bill Print Date

Apr 9, 2013

Due Date

Apr 26, 2013

Previous Activity/Charges

Total Amount Due at Last Bill \$172,518.33

Payment received - Thank you -\$172,518.33

Previous Balance

\$0.00

Current Activity/Charges

Water Service \$89,704.29

Wastewater Service \$109,082.58

Adjustment + -\$2.06

Current Balance

\$198,784.81

If Payment is received after due date, a late fee will be assessed

Total Amount Due

\$198,784.81

Contact Information

View or Pay online: www.coautilities.com

Customer Service: 512-494-9400

or call toll free at 1-888-340-6465

TDD: 512-477-3663

Se Habla Español

To report an electrical **OUTAGE** call 512-322-9100 and enter your **PowerLink** number. The PowerLink number is displayed with your Electric Service on the bill.

Continued On Next Page

THE CITY IS COMPLYING WITH THE AMERICANS WITH DISABILITIES ACT.

Account: 65046 00000

Make Checks payable to City of Austin

View or Pay online

www.coautilities.com



P O. Box 2267 Austin, TX 78783-2267

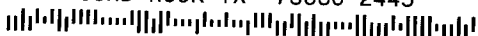
35404 2 AT 0.384

0035404 51 1113

NORTHTOWN MUD

PO BOX 2445

ROUND ROCK TX 78680-2445



Enter contributions and include in Total Paid

Total Amount Due: \$198,784.81
Date Due: 04/26/13

Penalty After Date Due: \$0.00

Total Due After 04/26/2013: \$198,784.81

CAP Contribution: \$

Parks & Libraries Fund: \$

Public School Energy Asst.: \$

Total Paid: \$

CITY OF AUSTIN

P.O. BOX 2267

AUSTIN TX 78783-2267

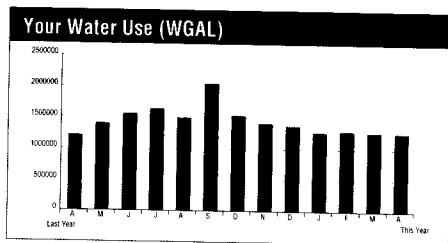
0000065046000001 000198784816 990001012

EXHIBIT A

P00000-00000002

Page 2 of 6

Service Details



Days of service 29
Gallons used 1259000
Avg. gallons per day 43413.8
Avg. cost per day \$156.05
 13 month avg. consumption 1437384.62



WATER SERVICE

13701 GREINERT DR

Meter # 173568

Read Date	03/05/2013	04/03/2013	Consumption
Read	330	330	0
	Reading Difference in Hundreds		0
	Total Consumption in Gallons		0

Meter # 173568

Read Date	03/05/2013	04/03/2013	Consumption
Read	675060	687650	12590
	Reading Difference in Hundreds		12590
	Total Consumption in Gallons		1259000

City of Austin Water - Wholesale

Customer Charge \$207.00
 1,259,000 Gallons at \$3.31 per 1,000 \$4,167.29
 1,259,000 Gallons at \$0.12 per 1,000 - Reserve Fund Surcharge \$151.08

TOTAL CURRENT CHARGES \$4,525.37



WASTEWATER SERVICE

13701 GREINERT DR

City of Austin Wastewater - Wholesale

Customer Charge \$10.00
 1,259,000 Gallons at \$5.41 per 1,000 \$6,811.19

TOTAL CURRENT CHARGES \$6,821.19

View or Pay online: www.coautilities.com

AUTHORIZED PAY STATIONS:

Payments are accepted at most Austin-area
HEB and Randall's stores, as well as:

- Fiesta Mart (IH35 and 38 1/2 st.)
- Rosewood-Zaragosa Center (2800 Webberville Rd.)
- Utility Service Center (8716 Research Blvd. Suite 115)

Drop Box Locations Are:

- 625 East 10th Street
- 505 Barton Springs Road

Mail all inquiries to:

City of Austin Utility Customer Service,
P.O. Box 2267 Austin, TX 78783-2267

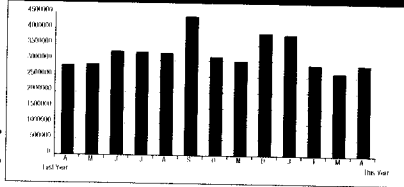
EXHIBIT A

P00000-0088888



Page 3 of 6

Your Water Use (WGAL)



Days of service 29
Gallons used 2873000
Avg. gallons per day 99069.0
Avg. cost per day \$848.29
13 month avg consumption 3241484.62



WATER SERVICE

13601 1/2 CAMBOURNE DR

Meter # 152078

Read Date	03/05/2013	04/03/2013	Consumption
Read	50	60	10
		Reading Difference in Hundreds	10
		Total Consumption in Gallons	1000

Meter # 152078

Read Date	03/05/2013	04/03/2013	Consumption
Read	309025	337745	28720
		Reading Difference in Hundreds	28720
		Total Consumption in Gallons	2872000

City of Austin Water - Wholesale

Customer Charge \$146.00
Fixed Charge \$14,600.00
2,873,000 Gallons at \$3.31 per 1,000 \$9,509.63
2,873,000 Gallons at \$0.12 per 1,000 - Reserve Fund Surcharge \$344.76

TOTAL CURRENT CHARGES \$24,600.39



WASTEWATER SERVICE

13601 1/2 CAMBOURNE DR

City of Austin Wastewater - Wholesale

Customer Charge \$10.00
2,873,000 Gallons at \$5.41 per 1,000 \$15,542.93

TOTAL CURRENT CHARGES \$15,552.93

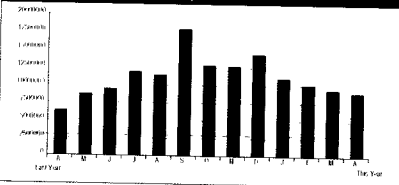
Adjustment

13601 1/2 CAMBOURNE DR

Deduct Meter Credit -\$2.06

TOTAL CURRENT CHARGES -\$2.06

Your Water Use (WGAL)



Days of service 29
Gallons used 9005000
Avg. gallons per day 310517.2
Avg. cost per day \$1,070.11
13 month avg consumption 11172000.00



WATER SERVICE

14201 1/2 THE LAKES BLVD

Meter # 258536

Read Date	03/05/2013	04/03/2013	Consumption
Read	3696360	3752280	55920
		Reading Difference in Hundreds	55920
		Total Consumption in Gallons	5592000

Meter # 258536

Read Date	03/05/2013	04/03/2013	Consumption
Read	1869260	1903390	34130
		Reading Difference in Hundreds	34130
		Total Consumption in Gallons	3413000

City of Austin Water - Wholesale

Customer Charge \$146.00
9,005,000 Gallons at \$3.31 per 1,000 \$29,806.55
9,005,000 Gallons at \$0.12 per 1,000 - Reserve Fund Surcharge \$1,080.60

TOTAL CURRENT CHARGES \$31,033.15

17

EXHIBIT A

P00000-000000

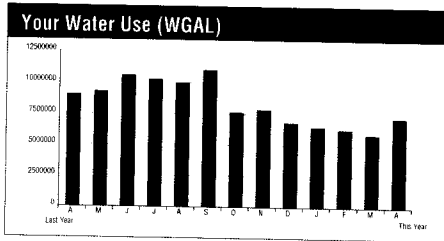
Page 4 of 6



WASTEWATER SERVICE

14201 1/2 THE LAKES BLVD

City of Austin Wastewater - Wholesale
 Customer Charge \$10.00
 9,005,000 Gallons at \$5.41 per 1,000 \$48,717.05
TOTAL CURRENT CHARGES \$48,727.05



Current Month
 Days of service 29
 Gallons used 7210200
 Avg. gallons per day 248627.6
 Avg. cost per day \$857.83
 13 month avg consumption 8328284.62



WATER SERVICE

800 W HOWARD LN

Meter # 193612

Read Date	03/05/2013	04/03/2013	Consumption
Read	20	20	0
		Reading Difference in Hundreds	0
		Total Consumption in Gallons	0

Meter # 193612

Read Date	03/05/2013	04/03/2013	Consumption
Read	264558	336660	72102
		Reading Difference in Hundreds	72102
		Total Consumption in Gallons	7210200

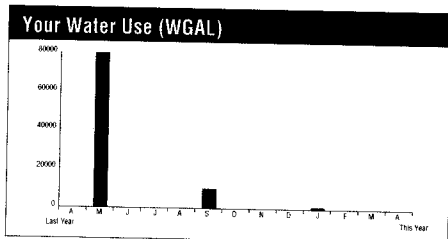
City of Austin Water - Wholesale
 Customer Charge \$146.00
 7,210,200 Gallons at \$3.31 per 1,000 \$23,865.76
 7,210,200 Gallons at \$0.12 per 1,000 - Reserve Fund Surcharge \$865.22
TOTAL CURRENT CHARGES \$24,876.98



WASTEWATER SERVICE

800 W HOWARD LN

City of Austin Wastewater - Wholesale
 Customer Charge \$10.00
 6,222,200 Gallons at \$5.41 per 1,000 \$33,662.10
TOTAL CURRENT CHARGES \$33,672.10



Current Month
 Days of service 29
 Gallons used 0
 Avg. gallons per day 0.0
 Avg. cost per day \$7.14
 13 month avg consumption 7000.00



WATER SERVICE

502 1/2 W HOWARD LN

Meter # 20075008

Read Date	03/05/2013	04/03/2013	Consumption
Read	120	120	0
		Reading Difference in Hundreds	0
		Total Consumption in Gallons	0

Meter # 20075008

Read Date	03/05/2013	04/03/2013	Consumption
Read	980	980	0
		Reading Difference in Hundreds	0
		Total Consumption in Gallons	0

City of Austin Water - Wholesale
 Customer Charge \$207.00
TOTAL CURRENT CHARGES \$207.00

10

EXHIBIT A

P00000-00000000



Page 5 of 6



WASTEWATER SERVICE

502 1/2 W HOWARD LN

City of Austin Wastewater - Wholesale

Customer Charge \$10.00

TOTAL CURRENT CHARGES \$10.00



WATER SERVICE

100 1/2 W HOWARD LN

Meter # 174281

Read Date	03/05/2013	04/03/2013	Consumption
Read	90	90	0
		Reading Difference in Hundreds	0
		Total Consumption in Gallons	0

Meter # 174281

Read Date	03/05/2013	04/03/2013	Consumption
Read	377430	385340	7910
		Reading Difference in Hundreds	7910
		Total Consumption in Gallons	791000

City of Austin Water - Wholesale

Customer Charge \$207.00

791,000 Gallons at \$3.31 per 1,000 \$2,618.21

791,000 Gallons at \$0.12 per 1,000 - Reserve Fund Surcharge \$94.92

TOTAL CURRENT CHARGES \$2,920.13



WASTEWATER SERVICE

100 1/2 W HOWARD LN

City of Austin Wastewater - Wholesale

Customer Charge \$10.00

791,000 Gallons at \$5.41 per 1,000 \$4,279.31

TOTAL CURRENT CHARGES \$4,289.31



WATER SERVICE

14200 1/2 N HEATHERWILDE BLVD

Meter # 166117

Read Date	03/04/2013	04/03/2013	Consumption
Read	40	40	0
		Reading Difference in Hundreds	0
		Total Consumption in Gallons	0

Meter # 166117

Read Date	03/04/2013	04/03/2013	Consumption
Read	6944870	6948760	3890
		Reading Difference in Hundreds	3890
		Total Consumption in Gallons	389000

City of Austin Water - Wholesale

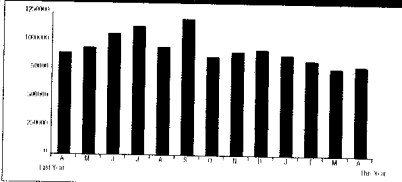
Customer Charge \$207.00

389,000 Gallons at \$3.31 per 1,000 \$1,287.59

389,000 Gallons at \$0.12 per 1,000 - Reserve Fund Surcharge \$46.68

TOTAL CURRENT CHARGES \$1,541.27

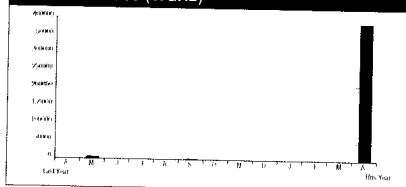
Your Water Use (WGAL)



Current Month

Days of service 29
Gallons used 791000
Avg. gallons per day 27275.9
Avg. cost per day \$100.69
13 month avg. consumption 940769.23

Your Water Use (WGAL)



Current Month

Days of service 30
Gallons used 389000
Avg. gallons per day 12966.7
Avg. cost per day \$51.38
13 month avg. consumption 30461.54

EXHIBIT A

P00000-000000

Page 6 of 6



WASTEWATER SERVICE

14200 1/2 N HEATHERWILDE BLVD

City of Austin Wastewater - Wholesale

Customer Charge \$10.00

TOTAL CURRENT CHARGES \$10.00

100

EXHIBIT A

P00000-0000001

202 BRE PPS

Page 1 of 6



Utility News

Read Dates

Next meter read date will be on or about 5/3/2013

The 5% system average water rate increase and new rate structure approved last year will take effect with the February 2013 water bills. Learn more about the new rates at austintexas.gov/water.

Outstanding utility bill balance? Set up monthly payment arrangements to keep your account in good standing. Call 512-494-9400 and a Customer Service Representative will assist you.

Summary of Service

WELLS BRANCH MUNICIPAL UTILITY DISTRICT

Service Address: 14205 BURNET RD

Account Number: 04504 00000

Invoice Number: 045046551938

Bill Print Date

Apr 9, 2013

Due Date

Apr 26, 2013

Previous Activity/Charges

Total Amount Due at Last Bill \$311,114.99

Payment received - Thank you -\$311,114.99

Previous Balance

\$0.00

Current Activity/Charges

Water Service \$148,349.31

Wastewater Service \$181,615.28

Adjustment + \$2,625.34

Current Balance

\$332,589.93

If Payment is received after due date, a late fee will be assessed

Total Amount Due \$332,589.93

Contact Information

View or Pay online: www.coautilities.com

Customer Service: 512-494-9400

or call toll free at 1-888-340-6465

TDD: 512-477-3663

Se Habla Español

To report an electrical **OUTAGE** call **512-322-9100** and enter your **PowerLink** number. The PowerLink number is displayed with your Electric Service on the bill.

Continued On Next Page



THE CITY IS COMPLYING WITH THE AMERICANS WITH DISABILITIES ACT.

Account: 04504 00000

Make Checks payable to City of Austin

View or Pay online

www.coautilities.com



Detach and include stub with your payment

P O Box 2267 Austin, TX 78783-2267

35899 2 AT 0.384

0035899 51 T116

Enter
contributions
and include
in Total Paid

Total Amount Due: \$332,589.93
Date Due: 04/26/13

Penalty After Date Due: \$0.00

Total Due After 04/26/2013: \$332,589.93

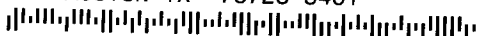
CAP Contribution: \$

Parks & Libraries Fund: \$

Public School Energy Asst.: \$

Total Paid: \$

WELLS BRANCH MUNICIPAL UTILITY DISTRICT
2106 KLATTENHOFF DR
AUSTIN TX 78728-5461



CITY OF AUSTIN
P.O. BOX 2267
AUSTIN TX 78783-2267

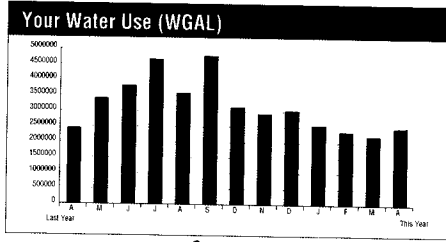
0000004504000003 000332589932 990001012

EXHIBIT A

PO0000-00000000

Page 2 of 6

Service Details



Days of service 29
Gallons used 2476900
Avg. gallons per day 85410.3
Avg. cost per day \$299.70
 13 month avg consumption: 3179830.77



WATER SERVICE

15300 CADIZ DR

Meter # 169835

Read Date	03/05/2013	04/03/2013	Consumption
Read	440	440	0
	Reading Difference in Hundreds		0
	Total Consumption in Gallons		0

Meter # 169835

Read Date	03/05/2013	04/03/2013	Consumption
Read	814778	839547	24769
	Reading Difference in Hundreds		24769
	Total Consumption in Gallons		2476900

City of Austin Water - Wholesale

Customer Charge \$146.00
 2,476,900 Gallons at \$3.33 per 1,000 \$8,248.08
 2,476,900 Gallons at \$0.12 per 1,000 - Reserve Fund Surcharge \$297.23

TOTAL CURRENT CHARGES \$8,691.31



WASTEWATER SERVICE

15300 CADIZ DR

City of Austin Wastewater - Wholesale

Customer Charge \$10.00
 2,379,400 Gallons at \$5.41 per 1,000 \$12,872.55

TOTAL CURRENT CHARGES \$12,882.55

View or Pay online: www.coautilities.com

AUTHORIZED PAY STATIONS:

Payments are accepted at most Austin-area
HEB and Randall's stores, as well as:

- Fiesta Mart (IH35 and 38 1/2 st.)
- Rosewood-Zaragosa Center (2800 Webberville Rd.)
- Utility Service Center (8716 Research Blvd. Suite 115)

Drop Box Locations Are:

- 625 East 10th Street
- 505 Barton Springs Road

Mail all inquiries to:

City of Austin Utility Customer Service,
P.O. Box 2267 Austin, TX 78783-2267

72

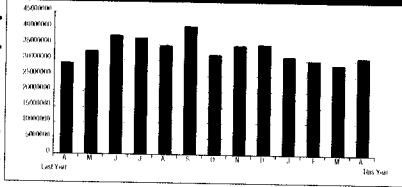
EXHIBIT A

P00000-00000002



Page 3 of 6

Your Water Use (WGAL)



Days of service 29
Gallons used 30970000
Avg. gallons per day 1067931.0
Avg. cost per day \$4,577.71
13 month avg. consumption 33429769.23



WATER SERVICE

13915 BURNET RD C

Meter # 158344

Read Date	03/05/2013	04/03/2013	Consumption
Read	285720	285720	0
		Reading Difference in Hundreds	0
		Total Consumption in Gallons	0

Meter # 158344

Read Date	03/05/2013	04/03/2013	Consumption
Read	6305160	6614860	309700
		Reading Difference in Hundreds	309700
		Total Consumption in Gallons	30970000

City of Austin Water - Wholesale

Customer Charge \$207.00
Fixed Charge \$25,700.00
30,970,000 Gallons at \$3.33 per 1,000 \$103,130.10
30,970,000 Gallons at \$0.12 per 1,000 - Reserve Fund Surcharge \$3,716.40

TOTAL CURRENT CHARGES \$132,753.50



WASTEWATER SERVICE

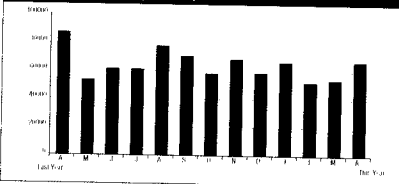
13915 BURNET RD C

City of Austin Wastewater - Wholesale

Customer Charge \$10.00
30,060,600 Gallons at \$5.41 per 1,000 \$162,627.85

TOTAL CURRENT CHARGES \$162,637.85

Your Water Use (WGAL)



Days of service 34
Gallons used 67000
Avg. gallons per day 1970.6
Avg. cost per day \$7.39
13 month avg. consumption 64230.77



WATER SERVICE

14611 BURNET RD

Meter # 275175

Read Date	03/05/2013	04/08/2013	Consumption
Read	6814	7484	670
		Reading Difference in Hundreds	670
		Total Consumption in Gallons	67000

Meter # 10007103

Read Date	04/08/2013	04/08/2013	Consumption
Read	0	0	0
		Reading Difference in Hundreds	0
		Total Consumption in Gallons	0

City of Austin Water - Wholesale

Customer Charge \$20.00
67,000 Gallons at \$3.33 per 1,000 \$223.11
67,000 Gallons at \$0.12 per 1,000 - Reserve Fund Surcharge \$8.04

TOTAL CURRENT CHARGES \$251.15

EXHIBIT A

PO0000-00000000

Page 4 of 6



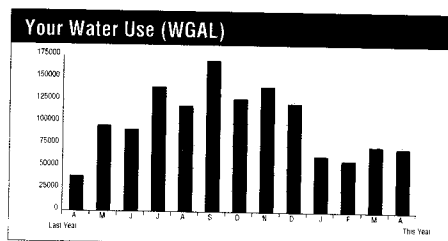
WASTEWATER SERVICE

14611 BURNET RD

City of Austin Wastewater - Wholesale

Customer Charge \$10.00
57,500 Gallons at \$5.41 per 1,000 \$311.08

TOTAL CURRENT CHARGES \$321.08



Current Month
Days of service 29
Gallons used 72600
Avg. gallons per day 2503.4
Avg. cost per day \$13.67
13 month avg consumption 101553.85



WATER SERVICE

14205 BURNET RD

Meter # 152080

Read Date	03/05/2013	04/03/2013	Consumption
Read	140	140	0
	Reading Difference in Hundreds		0
	Total Consumption in Gallons		0

Meter # 152080

Read Date	03/05/2013	04/03/2013	Consumption
Read	27331	28057	726
	Reading Difference in Hundreds		726
	Total Consumption in Gallons		72600

City of Austin Water - Wholesale

Customer Charge \$146.00
72,600 Gallons at \$3.33 per 1,000 \$241.76
72,600 Gallons at \$0.12 per 1,000 - Reserve Fund Surcharge .. \$8.71

TOTAL CURRENT CHARGES \$396.47



WASTEWATER SERVICE

14205 BURNET RD

City of Austin Wastewater - Wholesale

Customer Charge \$10.00
65,700 Gallons at \$5.41 per 1,000 \$355.44

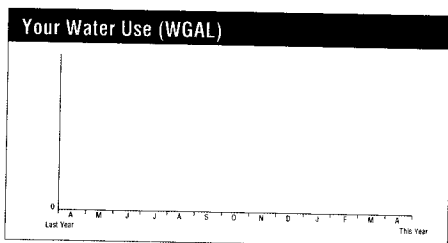
TOTAL CURRENT CHARGES \$365.44

Adjustment

14205 BURNET RD

Industrial Waste Surcharge \$2,625.34

TOTAL CURRENT CHARGES \$2,625.34



Current Month
Days of service 29
Gallons used 0
Avg. gallons per day 0.0
Avg. cost per day \$0.31
13 month avg consumption 0.00



WATER SERVICE

14701 BURNET RD

Meter # 277446

Read Date	03/05/2013	04/03/2013	Consumption
Read	0	0	0
	Reading Difference in Hundreds		0
	Total Consumption in Gallons		0

City of Austin Water - Wholesale

Customer Charge \$9.00

TOTAL CURRENT CHARGES \$9.00

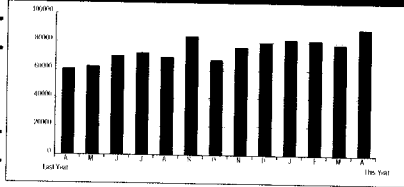
EXHIBIT A

P00000-00000003



Page 5 of 6

Your Water Use (WGAL)



Days of service 29
Gallons used 89500
Avg. gallons per day 3086.2
Avg. cost per day \$11.42
 13 month avg consumption 74815.38



WATER SERVICE

14701 BURNET RD

Meter # 10006193

Read Date	03/05/2013	04/03/2013	Consumption
Read	8230	9125	895
	Reading Difference in Hundreds		895
	Total Consumption in Gallons		89500

City of Austin Water - Wholesale

Customer Charge \$15.00
 89,500 Gallons at \$3.33 per 1,000 \$298.04
 89,500 Gallons at \$0.12 per 1,000 - Reserve Fund Surcharge \$10.74
 Backflow Prev Fee 3 @ \$2.45 ea \$7.35

TOTAL CURRENT CHARGES \$331.13



WASTEWATER SERVICE

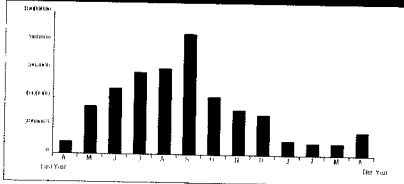
14701 BURNET RD

City of Austin Wastewater - Wholesale

Customer Charge \$10.00
 80,700 Gallons at \$5.41 per 1,000 \$436.59

TOTAL CURRENT CHARGES \$446.59

Your Water Use (WGAL)



Days of service 30
Gallons used 1655000
Avg. gallons per day 55166.7
Avg. cost per day \$197.23
 13 month avg consumption 3368384.62



WATER SERVICE

13915 BURNET RD A

Meter # 141420

Read Date	03/04/2013	04/03/2013	Consumption
Read	930	930	0
	Reading Difference in Hundreds		0
	Total Consumption in Gallons		0

Meter # 141420

Read Date	03/04/2013	04/03/2013	Consumption
Read	937770	954320	16550
	Reading Difference in Hundreds		16550
	Total Consumption in Gallons		1655000

City of Austin Water - Wholesale

Customer Charge \$207.00
 1,655,000 Gallons at \$3.33 per 1,000 \$5,511.15
 1,655,000 Gallons at \$0.12 per 1,000 - Reserve Fund Surcharge \$198.60

TOTAL CURRENT CHARGES \$5,916.75

EXHIBIT A

P00000-000000

Page 6 of 6



WASTEWATER SERVICE

13915 BURNET RD A

City of Austin Wastewater - Wholesale	
Customer Charge	\$10.00
915,300 Gallons at \$5.41 per 1,000	\$4,951.77
TOTAL CURRENT CHARGES	\$4,961.77

EXHIBIT B

REFERENCE ONLY - THIS IS NOT A BILL

Austin Water Utility
Wholesale Rates Analysis - North Austin MUD
Account Number 8526400000
April 2016

WATER

Current Rates	
Volumetric Rate	\$ 2.75
Minimum Monthly Charge	\$ -
1 - 6" Meter at	\$ 84.00 each
6 - 10" Meters at	\$ 186.00 each
Customer Charge	\$ 1,200.00
Current Rates April 2016	
Consumption	
Meter # 150381	
Meter # 158243	10,511,000
Meter # 195613	
Meter # 203484	3,353,000
Meter # 222760	6,850,000
Meter # 668848	1,858,300
Meter # 10009419	6,456,000
Total Gallons	29,028,300
Volumetric Revenue	\$ 79,827.83
Customer Charge	\$ 1,200.00
Minimum Monthly Charge	\$ -
Total Charges	\$ 81,027.83
Adjustments	
Deduct Meter Consumption	
Meter # 203484	3,353,000
Volumetric Revenue	\$ (9,220.75)
Deduct Meter	\$ (9,220.75)
Customer Charge	(186.00)
	\$ (9,406.75)
Total Adjustments	\$ (18,627.50)
Current Rates Total Amount	\$ 62,400.33 A

PUC Rates	
Volumetric Rate	\$ 2.75
Minimum Monthly Charge	\$ 16,652.00
1 - 6" Meter at	\$ - each
6 - 10" Meters at	\$ - each
Customer Charge	\$ -
PUC Rates April 2016	
Consumption	
Meter # 150381	-
Meter # 158243	10,511,000
Meter # 195613	-
Meter # 203484	3,353,000
Meter # 222760	6,850,000
Meter # 668848	1,858,300
Meter # 10009419	6,456,000
Total Gallons	29,028,300
Volumetric Revenue	\$ 79,827.83
Customer Charge	\$ -
Minimum Monthly Charge	\$ 16,652.00
Total Charges	\$ 96,479.83
Adjustments	
Deduct Meter Consumption	
Meter # 203484	3,353,000
Volumetric Revenue	\$ (9,220.75)
Deduct Meter	\$ (9,220.75)
Customer Charge	\$ -
	\$ (9,220.75)
Total Adjustments	\$ (18,441.50)
PUC Rates Total Amount	\$ 78,038.33 B

April 2016 Water Charge \$ 15,638.00 B - A
PUC Settlement Credit - Water \$ (16,946.51)

WASTEWATER

Current Rates	
Volumetric Rate	\$ 4.23
Customer Charge	\$ 10.30
Minimum Monthly Charge	\$ -
Current Rates April 2016	
Total Flow	22,052,100
Volumetric Revenue	\$ 93,280.38
Customer Charge	\$ 10.30
Minimum Monthly Charge	\$ -
Current Rates Total Amount	\$ 93,290.68

PUC Rates	
Volumetric Rate	\$ 4.23
Customer Charge	\$ -
Minimum Monthly Charge	\$ 51.00
PUC Rates April 2016	
Total Flow	22,052,100
Volumetric Revenue	\$ 104,194.19
Customer Charge	\$ -
Minimum Monthly Charge	\$ 51.00
PUC Rates Total Amount	\$ 104,245.19

April 2016 Wastewater Charge \$ 17,811.00 B - A
PUC Settlement Credit - Wastewater \$ (17,811.00)

Note: Please reference bill for total water and wastewater amount due.

EXHIBIT B

P00000-00000005

1oz

Page 1 of 5



Utility News

Read Dates

Next meter read date will be on or about 5/2/2016.

Outstanding utility bill balances? Set up monthly payment arrangements to keep your account in good standing. Call 512-494-9400 and a Customer Service Representative will assist you.

Contact Information

View or Pay online: www.coautilities.com

Customer Service: 512-494-9400
or call toll free at 1-888-340-6466
TDD: 512-477-3663
Se Habla Español

To report an electrical OUTAGE call 512-322-9100 and enter your PowerLink number. The PowerLink number is displayed with your Electric Service on the bill.

Summary of Service

NORTH AUSTIN MUD #1

Service Address: 8900 AMBERGLEN BLVD

Account Number: 85264 00000

Invoice Number: 852643281319

Bill Print Date Apr 13, 2016
Due Date May 2, 2016

Previous Activity/Charges

Total Amount Due at Last Bill \$127,337.33
Payment received \$0.00

Previous Balance \$127,337.33

Please Note - Bill Due Date does not apply to Previous Balance Due.
This balance is DUE IMMEDIATELY.

Current Activity/Charges

Water Service \$79,719.32
Wastewater Service \$86,434.19
Adjustment + -\$17,995.88

Current Balance \$148,157.63

If Payment is received after due date, a late fee will be assessed

Total Amount Due \$275,494.96

Continued On Next Page



THE CITY IS COMPLYING WITH THE AMERICANS WITH DISABILITIES ACT

Account: 85264 00000

Make Checks payable to City of Austin
View or Pay online
www.coautilities.com

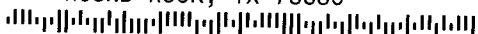


Detach and include stub with your payment

P O Box 2267 Austin, TX 78783-2267

7536 0100 F4 D0 13 04132016 NNNNNNN 0000114 Non-Q 1 oz.

NORTH AUSTIN MUD #1
CROSSROADS UTILITY SERVICES
PO BOX 2445
ROUND ROCK, TX 78680



Total Amount Due: \$275,494.96
Date Due: 05/02/16

Penalty After Date Due. \$0.00
Total Due After 05/02/2016: \$275,494.96
CAP Contribution \$
Parks & Libraries Fund. \$
Public School Energy Asst. \$

Enter contributions and include in Total Paid

Total Paid: \$

CITY OF AUSTIN
P.O. BOX 2267
AUSTIN TX 78783-2267

0000085264000005 000275494966 990001012

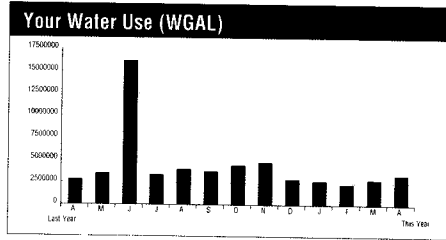
78

EXHIBIT B

P00000-00000028

Page 2 of 5

Service Details



Days of service 31
Gallons used 3353000
Avg. gallons per day 108161.3
Avg. cost per day \$303.44
 13 month avg consumption 4374384.62



WATER SERVICE

13450 BRIARWICK DR

Meter # 203484

Read Date	03/01/2016	04/01/2016	Consumption
Read	217310	217310	0
	Reading Difference in Hundreds		0
	Total Consumption in Gallons		0

Meter # 203484

Read Date	03/01/2016	04/01/2016	Consumption
Read	2484610	2518140	33530
	Reading Difference in Hundreds		33530
	Total Consumption in Gallons		3353000

City of Austin Water - Wholesale

Customer Charge \$186.00
 3,353,000 Gallons at \$2.75 per 1,000 . . . \$9,220.75

TOTAL CURRENT CHARGES \$9,406.75



WASTEWATER SERVICE

13450 BRIARWICK DR

Billable Charge - Wastewater

~~PUC Refund Credit~~ ~~\$10,954.51~~

TOTAL CURRENT CHARGES \$10,954.51



WASTEWATER SERVICE

13450 BRIARWICK DR

Billable Charge - Wastewater

PUC Refund Credit -\$17,811.00

TOTAL CURRENT CHARGES -\$17,811.00



WATER SERVICE

13450 BRIARWICK DR

Billable Charge - Water

PUC Refund Credit -\$16,946.51

TOTAL CURRENT CHARGES -\$16,946.51

View or Pay online: www.coutilities.com

AUTHORIZED PAY STATIONS:

Payments are accepted at most Austin-area
HEB and Randall's stores, as well as:

- Fiesta Mart (IH35 and 38 1/2 st.)
- Rosewood-Zaragosa Center (2800 Webberville Rd.)
- Utility Service Center (8716 Research Blvd. Suite 115)

Drop Box Locations Are:

- 625 East 10th Street
- 505 Barton Springs Road

Mail all inquiries to:

City of Austin Utility Customer Service,
 P.O. Box 2267 Austin, TX 78783-2267

201

EXHIBIT B

P00000-00000000



Page 3 of 5



WATER SERVICE


13450 BRIARWICK DR

Billable Charge - Water
PUC Rate Debit \$15,638.00
TOTAL CURRENT CHARGES \$15,638.00

Adjustment

13450 BRIARWICK DR

Deduct Meter Credit -\$9,220.75
Deduct Meter Credit -\$9,406.75
TOTAL CURRENT CHARGES -\$18,627.50



Current Month
Days of service 31
Gallons used 0
Avg. gallons per day 0.0
Avg. cost per day \$6.00
13 month avg. consumption 615.38



WATER SERVICE

6262 1/2 MC NEIL DR

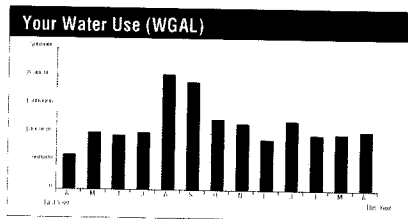
Meter # 150381

Read Date	03/01/2016	04/01/2016	Consumption
Read	170	170	0
		Reading Difference in Hundreds	0
		Total Consumption in Gallons	0

Meter # 150381

Read Date	03/01/2016	04/01/2016	Consumption
Read	14880	14880	0
		Reading Difference in Hundreds	0
		Total Consumption in Gallons	0

City of Austin Water - Wholesale
Customer Charge \$186.00
TOTAL CURRENT CHARGES \$186.00



Current Month
Days of service 31
Gallons used 10511000
Avg. gallons per day 339064.5
Avg. cost per day \$938.43
13 month avg. consumption 11645230.77



WATER SERVICE

6801 1/2 DALLAS DR

Meter # 158243

Read Date	03/01/2016	04/01/2016	Consumption
Read	167950	167960	10
		Reading Difference in Hundreds	10
		Total Consumption in Gallons	1000

Meter # 158243

Read Date	03/01/2016	04/01/2016	Consumption
Read	9055020	9160120	105100
		Reading Difference in Hundreds	105100
		Total Consumption in Gallons	10510000

City of Austin Water - Wholesale
Customer Charge \$186.00
10,511,000 Gallons at \$2.75 per 1,000 \$28,905.25
TOTAL CURRENT CHARGES \$29,091.25



WASTEWATER SERVICE

6801 1/2 DALLAS DR

Service Dates	03/03/2016	04/06/2016
---------------	------------	------------

City of Austin Wastewater Only - Wholesale (MUD)
Customer Charge \$10.30
22,052,100.0 Gallons at \$4.23 per 1,000 \$93,280.38
TOTAL CURRENT CHARGES \$93,290.68

EXHIBIT B

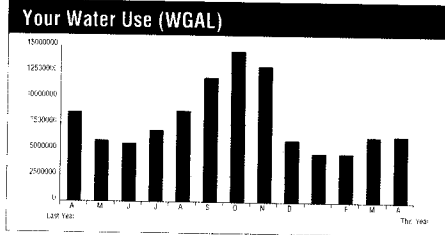
P00000-00000000

Page 4 of 5

Adjustment

6801 1/2 DALLAS DR

Industrial Waste Surcharge	\$631.62
TOTAL CURRENT CHARGES	\$631.62



Days of service 29
Gallons used 6456000
Avg. gallons per day 222620.7
Avg. cost per day \$618.62
 13 month avg consumption 7982461.54



WATER SERVICE

7709 1/2 W PARMER LN

Meter # 10009419

Read Date	03/03/2016	04/01/2016	Consumption
Read	2036810	2073070	36260
	Reading Difference in Hundreds		36260
	Total Consumption in Gallons		3626000

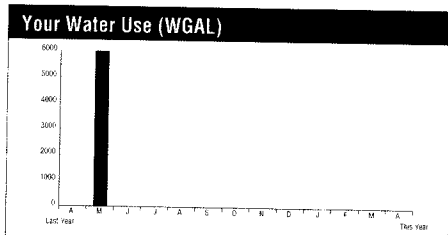
Meter # 10009419

Read Date	03/03/2016	04/01/2016	Consumption
Read	1110110	1138410	28300
	Reading Difference in Hundreds		28300
	Total Consumption in Gallons		2830000

City of Austin Water - Wholesale

Customer Charge	\$186.00
6,456,000 Gallons at \$2.75 per 1,000	\$17,754.00

TOTAL CURRENT CHARGES **\$17,940.00**



Days of service 31
Gallons used 0
Avg. gallons per day 0.0
Avg. cost per day \$6.00
 13 month avg consumption 461.54



WATER SERVICE

8000 1/2 ANDERSON MILL RD

Meter # 195613

Read Date	03/01/2016	04/01/2016	Consumption
Read	160	160	0
	Reading Difference in Hundreds		0
	Total Consumption in Gallons		0

Meter # 195613

Read Date	03/01/2016	04/01/2016	Consumption
Read	460	460	0
	Reading Difference in Hundreds		0
	Total Consumption in Gallons		0

City of Austin Water - Wholesale

Customer Charge	\$186.00
-----------------------	----------

TOTAL CURRENT CHARGES **\$186.00**

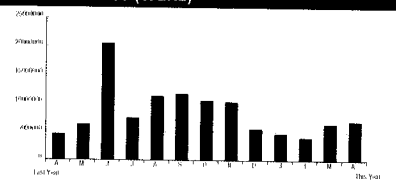
EXHIBIT B

P00009-00000022



Page 5 of 5

Your Water Use (WGAL)



Days of service 31
Gallons used 6850000
Avg. gallons per day 220967.7
Avg. cost per day \$613.66
13 month avg consumption 8451461.54



WATER SERVICE

8900 AMBERGLEN BLVD Unit B

Meter # 222760

Read Date	03/01/2016	04/01/2016	Consumption
Read	1671520	1679750	8230
		Reading Difference in Hundreds	8230
		Total Consumption in Gallons	823000

Meter # 222760

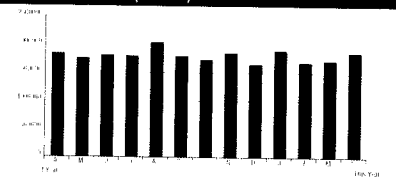
Read Date	03/01/2016	04/01/2016	Consumption
Read	6561120	6621390	60270
		Reading Difference in Hundreds	60270
		Total Consumption in Gallons	6027000

City of Austin Water - Wholesale

Customer Charge \$186.00
6,850,000 Gallons at \$2.75 per 1,000 \$18,837.50

TOTAL CURRENT CHARGES \$19,023.50

Your Water Use (WGAL)



Days of service 31
Gallons used 1858300
Avg. gallons per day 59945.2
Avg. cost per day \$167.56
13 month avg consumption 1799446.15



WATER SERVICE

8900 AMBERGLEN BLVD

Meter # 668848

Read Date	03/01/2016	04/01/2016	Consumption
Read	480	520	40
		Reading Difference in Hundreds	40
		Total Consumption in Gallons	4000

Meter # 668848

Read Date	03/01/2016	04/01/2016	Consumption
Read	238576	257119	18543
		Reading Difference in Hundreds	18543
		Total Consumption in Gallons	1854300

City of Austin Water - Wholesale

Customer Charge \$84.00
1,858,300 Gallons at \$2.75 per 1,000 \$5,110.33

TOTAL CURRENT CHARGES \$5,194.33

EXHIBIT B

REFERENCE ONLY - THIS IS NOT A BILL

Austin Water Utility
Wholesale Rates Analysis - Northtown MUD
Account Number 650460000
April 2016

WATER

Current Rates	
Volumetric Rate	\$ 2.59
Minimum Monthly Charge	\$ -
3 - 8" Meters at	\$ 131.00 each
4 - 10" Meters at	\$ 186.00 each
Customer Charge	\$ 1,137.00
Current Rates	
Consumption April 2016	
Meter # 152078	2,705,500
Meter # 166117	2,000
Meter # 173568	1,209,000
Meter # 174281	808,000
Meter # 193612	7,650,800
Meter # 258536	8,865,000
Meter # 20075008	327,000
Total Gallons	21,567,300
Volumetric Revenue	\$ 55,859.31
Customer Charge	\$ 1,137.00
Minimum Monthly Charge	\$ -
Total Charges	\$ 56,996.31
Adjustments	
Deduct Meter Consumption	14,000
Volumetric Revenue	\$ (36.36)
Total Adjustments	\$ (36.36)
Current Rates Total Amount	\$ 56,959.95 A

PUC Rates	
Volumetric Rate	\$ 2.59
Minimum Monthly Charge	\$ 12,304.00
3 - 8" Meters at	\$ - each
4 - 10" Meters at	\$ - each
Customer Charge	\$ -
PUC Rates	
Consumption April 2016	
Meter # 152078	2,705,500
Meter # 166117	2,000
Meter # 173568	1,209,000
Meter # 174281	808,000
Meter # 193612	7,650,800
Meter # 258536	8,865,000
Meter # 20075008	327,000
Total Gallons	21,567,300
Volumetric Revenue	\$ 55,859.31
Customer Charge	\$ -
Minimum Monthly Charge	\$ 12,304.00
Total Charges	\$ 68,163.31
Adjustments	
Deduct Meter Consumption	14,000
Volumetric Revenue	\$ (36.36)
Total Adjustments	\$ (36.36)
PUC Rates Total Amount	\$ 68,126.95 B

April 2016 Water Charge \$ 11,167.00 B - A
PUC Settlement Credit - Water \$ (17,190.96)

WASTEWATER

Current Rates	
Volumetric Rate	\$ 4.15
Customer Charge	\$ 10.30
Minimum Monthly Charge	\$ -
Current Rates	
Total Flow April 2016	
Total Flow	20,634,100
Volumetric Revenue	\$ 85,631.52
Customer Charge	\$ 10.30
Minimum Monthly Charge	\$ -
Current Rates Total Amount	\$ 85,641.82

PUC Rates	
Volumetric Rate	\$ 4.15
Customer Charge	\$ -
Minimum Monthly Charge	\$ 60.00
PUC Rates	
Total Flow April 2016	
Total Flow	20,634,100
Volumetric Revenue	\$ 85,631.52
Customer Charge	\$ -
Minimum Monthly Charge	\$ 60.00
PUC Rates Total Amount	\$ 85,691.52

April 2016 Wastewater Charge \$ 10,601.52 B - A
PUC Settlement Credit - Wastewater \$ (18,642.59)

Note: Please reference bill for total water and wastewater amount due.

23

EXHIBIT B

P00008-00000000

102

Page 1 of 5



Utility News

Read Dates

Next meter read date will be on or about 5/2/2016.

Outstanding utility bill balance? Set up monthly payment arrangements to keep your account in good standing. Call 512-494-9400 and a Customer Service Representative will assist you.

Contact Information

View or Pay online: www.coautilities.com

Customer Service: 512-494-9400

or call toll free at 1-888-340-6466

TDD: 512-477-3663

Se Habla Español

To report an electrical **OUTAGE** call 512-322-9100 and enter your PowerLink number. The PowerLink number is displayed with your Electric Service on the bill.

Summary of Service

NORTHTOWN M U D

Service Address: 502 1/2 W HOWARD LN

Account Number: 65046 00000

Invoice Number: 650463585271

Bill Print Date

Apr 13, 2016

Due Date

May 2, 2016

Previous Activity/Charges

Total Amount Due at Last Bill \$117,644.20

Payment received \$0.00

Previous Balance \$117,644.20

Please Note - Bill Due Date does not apply to Previous Balance Due. This balance is DUE IMMEDIATELY.

Current Activity/Charges

Water Service \$50,972.35

Wastewater Service \$77,067.81

Adjustment + -\$36.36

Current Balance \$128,003.80

If Payment is received after due date, a late fee will be assessed

Total Amount Due \$245,648.00

Continued On Next Page



THE CITY IS COMPLYING WITH THE AMERICANS WITH DISABILITIES ACT.

Account: 65046 00000

Make Checks payable to City of Austin

View or Pay online

www.coautilities.com

Total Amount Due: \$245,648.00

Date Due: 05/02/16

Penalty After Date Due: \$0.00

Total Due After 05/02/2016: \$245,648.00

CAP Contribution: \$

Parks & Libraries Fund: \$

Public School Energy Asst.: \$

Total Paid: \$

Enter contributions and include in Total Paid

Detach and include stub with your payment



P O Box 2267 Austin, TX 78783-2267

7536 0100 F4 D0 13 04132016 NNNNNNN 0000082 Non-a 1 02 -

NORTHTOWN MUD

P O BOX 2445

ROUND ROCK, TX 78680



CITY OF AUSTIN

P.O. BOX 2267

AUSTIN TX 78783-2267

0000065046000001 000245648009 990001012

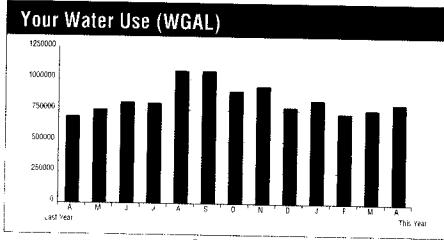
251

EXHIBIT B

P00009-00000000

Page 2 of 5

Service Details



Days of service 31
 Gallons used 808000
 Avg. gallons per day 26064.5
 Avg. cost per day \$73.51
 13 month avg consumption 844384.62



WASTEWATER SERVICE

100 1/2 W HOWARD LN

Billable Charge - Wastewater
 Wastewater PUC DEBIT \$10,068.68
TOTAL CURRENT CHARGES \$10,068.58



WATER SERVICE

100 1/2 W HOWARD LN

Meter # 174281

Read Date	03/01/2016	04/01/2016	Consumption
Read	150	150	0
	Reading Difference in Hundreds		0
	Total Consumption in Gallons		0

Meter # 174281

Read Date	03/01/2016	04/01/2016	Consumption
Read	691020	699100	8080
	Reading Difference in Hundreds		8080
	Total Consumption in Gallons		808000

City of Austin Water - Wholesale
 Customer Charge \$186.00
 808,000 Gallons at \$2.59 per 1,000 \$2,092.72
TOTAL CURRENT CHARGES \$2,278.72



WATER SERVICE

100 1/2 W HOWARD LN

Billable Charge - Water
 Water PUC REFUND CREDIT -\$17,190.96
TOTAL CURRENT CHARGES -\$17,190.96



WASTEWATER SERVICE

100 1/2 W HOWARD LN

Billable Charge - Wastewater
 Wastewater PUC REFUND CREDIT -\$18,642.59
TOTAL CURRENT CHARGES -\$18,642.59

View or Pay online: www.coautilities.com

AUTHORIZED PAY STATIONS:

Payments are accepted at most Austin-area
 HEB and Randall's stores, as well as:

- Fiesta Mart (IH35 and 38 1/2 st.)
- Rosewood-Zaragosa Center (2800 Webberville Rd.)
- Utility Service Center (8716 Research Blvd. Suite 115)

Drop Box Locations Are:

- 625 East 10th Street
- 505 Barton Springs Road

Mail all inquiries to:

City of Austin Utility Customer Service,
 P.O.Box 2267 Austin, TX 78783-2267

75

EXHIBIT B

P00000-00000000



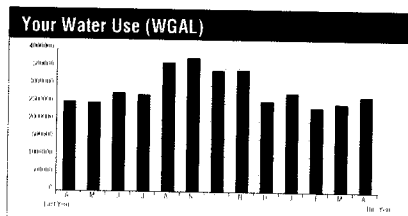
Page 3 of 5



WATER SERVICE

100 1/2 W HOWARD LN

Billable Charge - Water
Water PUC RATE DEBIT \$11,167.00
TOTAL CURRENT CHARGES \$11,167.00



Current Month
Days of service 31
Gallons used 2705500
Avg. gallons per day 87274.2
Avg. cost per day \$230.27
13 month avg consumption 2911823.08



WATER SERVICE

13601 1/2 CAMBOURNE DR

Meter # 152078

Read Date	03/01/2016	04/01/2016	Consumption
Read	210	210	0
		Reading Difference in Hundreds	0
		Total Consumption in Gallons	0

Meter # 152078

Read Date	03/01/2016	04/01/2016	Consumption
Read	362919	389974	27055
		Reading Difference in Hundreds	27055
		Total Consumption in Gallons	2705500

City of Austin Water - Wholesale

Customer Charge \$131.00
2,705,500 Gallons at \$2.59 per 1,000 \$7,007.25

TOTAL CURRENT CHARGES \$7,138.25



WASTEWATER SERVICE

13601 1/2 CAMBOURNE DR

Service Dates	03/03/2016	04/13/2016
---------------	------------	------------

City of Austin Wastewater Only - Wholesale (MUD)

Customer Charge \$10.30
20,634,100.0 Gallons at \$4.15 per 1,000 \$85,631.52

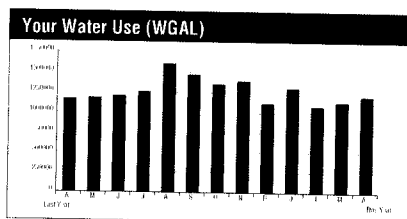
TOTAL CURRENT CHARGES \$85,641.82

Adjustment

13601 1/2 CAMBOURNE DR

Deduct Meter Credit -\$36.36

TOTAL CURRENT CHARGES -\$36.36



Current Month
Days of service 31
Gallons used 1209000
Avg. gallons per day 39000.0
Avg. cost per day \$107.01
13 month avg consumption 1267615.38



WATER SERVICE

13701 GREINERT DR

Meter # 173568

Read Date	03/01/2016	04/01/2016	Consumption
Read	520	520	0
		Reading Difference in Hundreds	0
		Total Consumption in Gallons	0

Meter # 173568

Read Date	03/01/2016	04/01/2016	Consumption
Read	1146620	1158710	12090
		Reading Difference in Hundreds	12090
		Total Consumption in Gallons	1209000

City of Austin Water - Wholesale

Customer Charge \$186.00
1,209,000 Gallons at \$2.59 per 1,000 \$3,131.31

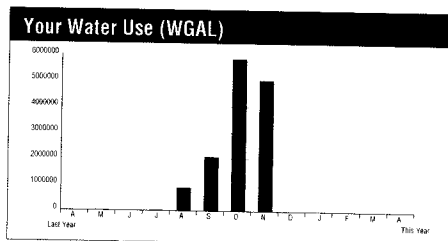
TOTAL CURRENT CHARGES \$3,317.31

26

EXHIBIT B

P00009-0000009

Page 4 of 5



Current Month

Days of service 31
Gallons used 2000
Avg. gallons per day 64.5
Avg. cost per day \$6.17
13 month avg. consumption 1064923.08



WATER SERVICE

14200 1/2 N HEATHERWILDE BLVD

Meter # 166117

Read Date	03/01/2016	04/01/2016	Consumption
Read	930	930	0
Reading Difference in Hundreds			0
Total Consumption in Gallons			0

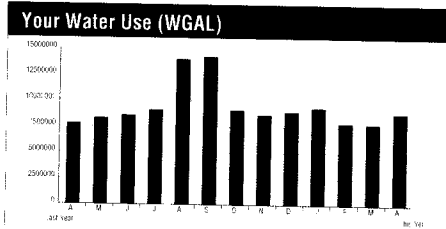
Meter # 166117

Read Date	03/01/2016	04/01/2016	Consumption
Read	7107720	7107740	20
Reading Difference in Hundreds			20
Total Consumption in Gallons			2000

City of Austin Water - Wholesale

Customer Charge \$186.00
2,000 Gallons at \$2.59 per 1,000 \$5.18

TOTAL CURRENT CHARGES \$191.18



Current Month

Days of service 31
Gallons used 8865000
Avg. gallons per day 285967.7
Avg. cost per day \$744.88
13 month avg. consumption 9434000.00



WATER SERVICE

14201 1/2 THE LAKES BLVD

Meter # 258536

Read Date	03/01/2016	04/01/2016	Consumption
Read	5970750	6023270	52520
Reading Difference in Hundreds			52520
Total Consumption in Gallons			5252000

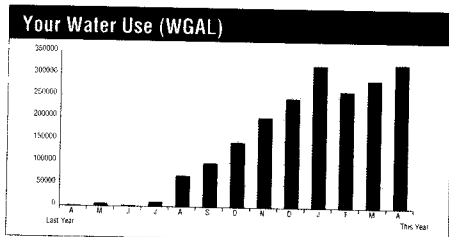
Meter # 258536

Read Date	03/01/2016	04/01/2016	Consumption
Read	3150480	3186610	36130
Reading Difference in Hundreds			36130
Total Consumption in Gallons			3613000

City of Austin Water - Wholesale

Customer Charge \$131.00
8,865,000 Gallons at \$2.59 per 1,000 \$22,960.35

TOTAL CURRENT CHARGES \$23,091.35



Current Month

Days of service 31
Gallons used 327000
Avg. gallons per day 10548.4
Avg. cost per day \$33.32
13 month avg. consumption 152692.31



WATER SERVICE

502 1/2 W HOWARD LN

Meter # 20075008

Read Date	03/01/2016	04/01/2016	Consumption
Read	130	130	0
Reading Difference in Hundreds			0
Total Consumption in Gallons			0

Meter # 20075008

Read Date	03/01/2016	04/01/2016	Consumption
Read	17730	21000	3270
Reading Difference in Hundreds			3270
Total Consumption in Gallons			327000

City of Austin Water - Wholesale

Customer Charge \$186.00
327,000 Gallons at \$2.59 per 1,000 \$846.93

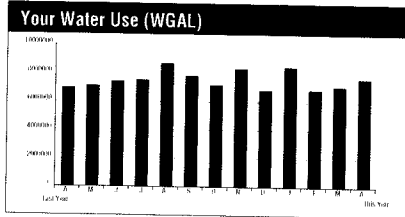
TOTAL CURRENT CHARGES \$1,032.93

EXHIBIT B

P00008-0000888



Page 5 of 5



Days of service 31
Gallons used 7650800
Avg. gallons per day 246800.0
Avg. cost per day \$643.44
 13 month avg consumption 7516807.69



WATER SERVICE

800 W HOWARD LN

Meter # 193612

Read Date	03/01/2016	04/01/2016	Consumption
Read	400	400	0
	Reading Difference in Hundreds		0
	Total Consumption in Gallons		0

Meter # 193612

Read Date	03/01/2016	04/01/2016	Consumption
Read	979517	56025	76508
	Reading Difference in Hundreds		76508
	Total Consumption in Gallons		7650800

City of Austin Water - Wholesale

Customer Charge \$131.00
 7,650,800 Gallons at \$2.59 per 1,000 . . . \$19,815.57

TOTAL CURRENT CHARGES . . . \$19,946.57

150

EXHIBIT B

REFERENCE ONLY - THIS IS NOT A BILL

Austin Water Utility
Wholesale Rates Analysis - Wells Branch MUD
Account Number 0450400000
April 2016

WATER

Current Rates	
Volumetric Rate	\$ 2.60
Backflow Prevention Fee	\$ 2.60
Minimum Monthly Charge	\$ -
1 - 3/4" Meter at	\$ 9.00 each
1 - 1.5" Meter at	14.00 each
1 - 2" Meter at	19.00 each
2 - 8" Meters at	131.00 each
2 - 10" Meters at	186.00 each
Customer Charge	\$ 676.00
Current Rates	
April 2016	
Consumption	
Meter # 141420	4,111,000
Meter # 152080	139,100
Meter # 158344	27,772,000
Meter # 169835	2,509,400
Meter # 10016293	68,000
Meter # 10024113	900
Meter # 10023838	-
Total Gallons	34,600,400
Volumetric Revenue	\$ 89,961.04
Backflow Prevention Fee	\$ 7.80
Customer Charge	\$ 676.00
Minimum Monthly Charge	\$ -
Current Rates Total Amount	\$ 90,644.84 A

PUC Rates	
Volumetric Rate	\$ 2.60
Backflow Prevention Fee	\$ 2.60
Minimum Monthly Charge	\$ 21,133.00
1 - 3/4" Meter at	\$ - each
1 - 1.5" Meter at	- each
1 - 2" Meter at	- each
2 - 8" Meters at	- each
2 - 10" Meters at	- each
Customer Charge	\$ -
PUC Rates	
April 2016	
Consumption	
Meter # 141420	4,111,000
Meter # 152080	139,100
Meter # 158344	27,772,000
Meter # 169835	2,509,400
Meter # 10016293	68,000
Meter # 10024113	900
Meter # 10023838	-
Total Gallons	34,600,400
Volumetric Revenue	\$ 89,961.04
Backflow Prevention Fee	\$ 7.80
Customer Charge	\$ -
Minimum Monthly Charge	\$ 21,133.00
PUC Rates Total Amount	\$ 111,101.84 B

April 2016 Water Charge \$ 20,457.00 C = B - A
PUC Settlement Credit - Water \$ (23,105.62)

WASTEWATER

Current Rates	
Volumetric Rate	\$ 4.14
Customer Charge	\$ 10.30
Minimum Monthly Charge	\$ -
Current Rates	
April 2016	
Total Flow	31,198,400
Volumetric Revenue	\$ 129,161.38
Customer Charge	\$ 10.30
Minimum Monthly Charge	\$ -
Current Rates Total Amount	\$ 129,171.68 A

PUC Rates	
Volumetric Rate	\$ 4.14
Customer Charge	\$ -
Minimum Monthly Charge	\$ 51.00
PUC Rates	
April 2016	
Total Flow	31,198,400
Volume & Inflation Adjustment	3,850,213
Adjusted Flow	34,998,613
Volumetric Revenue	\$ 144,273.26
Customer Charge	\$ -
Minimum Monthly Charge	\$ 51.00
PUC Rates Total Amount	\$ 144,324.26 B

Wastewater Settlement Credit \$ 15,152.58 B - A
PUC Settlement Credit - Wastewater \$ (29,641.29)

Note: Please reference bill for total water and wastewater amount due.

EXHIBIT B

P00008-0000085

102

Page 1 of 5



Utility News

Read Dates

Next meter read date will be on or about 5/2/2016.

Outstanding utility bill balance? Set up monthly payment arrangements to keep your account in good standing. Call 512-494-9400 and a Customer Service Representative will assist you.

Contact Information

View or Pay online: www.coautilities.com

Customer Service: 512-494-9400

or call toll free at 1-888-340-8465

TDD: 512-477-3663

Se Habla Español

To report an electrical OUTAGE call 512-322-9100 and enter your PowerLink number. The PowerLink number is displayed with your Electric Service on the bill.

Summary of Service

WELLS BRANCH MUNICIPAL UTILITY DISTRICT

Service Address: 14205 BURNET RD

Account Number: 04504 00000

Invoice Number: 045044778539

Bill Print Date

Apr 13, 2016

Due Date

May 2, 2016

Previous Activity/Charges

Total Amount Due at Last Bill \$398,619.68

Correction amount -\$219,816.52

Payment received \$0.00

Previous Balance \$178,803.16

Please Note - Bill Due Date does not apply to Previous Balance Due.
This balance is DUE IMMEDIATELY.

Current Activity/Charges

Water Service \$87,996.22

Wastewater Service \$114,682.97

Adjustment + \$2,625.34

Current Balance \$205,304.53

If Payment is received after due date, a late fee will be assessed

Total Amount Due \$384,107.69

Continued On Next Page



THE CITY IS COMPLYING WITH THE AMERICANS WITH DISABILITIES ACT.

Account: 04504 00000

Make Checks payable to City of Austin

View or Pay online

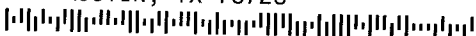
www.coautilities.com



P O Box 2267 Austin, TX 78783-2267

7536 0100 F4 D0 13 04132016 NNNNNNN 0000067 Non-Q 1 02 .

WELLS BRANCH MUNICIPAL UTILITY DISTRICT
2106 KLATTENHOFF DR
AUSTIN, TX 78728



Enter
contributions
and include
in Total Paid

Total Amount Due: \$384,107.69
Date Due: 05/02/16

Penalty After Date Due: \$0.00

Total Due After 05/02/2016: \$384,107.69

CAP Contribution: \$

Parks & Libraries Fund: \$

Public School Energy Asst.: \$

Total Paid: \$

CITY OF AUSTIN
P.O. BOX 2267
AUSTIN TX 78783-2267

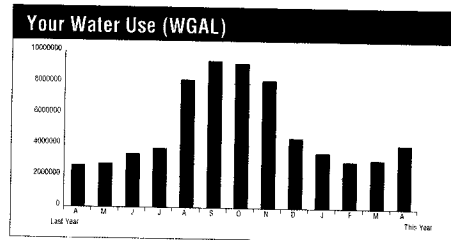
0000004504000003 000384107698 990001012

EXHIBIT B

P00000-00000000

Page 2 of 5

Service Details



Days of service 31
Gallons used 4111000
Avg. gallons per day 132612.9
Avg. cost per day \$350.79
 13 month avg consumption 5097384.62



WATER SERVICE

13915 BURNET RD A

Meter # 141420

Read Date	03/01/2016	04/01/2016	Consumption
Read	980	980	0
	Reading Difference in Hundreds		0
	Total Consumption in Gallons		0

Meter # 141420

Read Date	03/01/2016	04/01/2016	Consumption
Read	2399430	2440540	41110
	Reading Difference in Hundreds		41110
	Total Consumption in Gallons		4111000

City of Austin Water - Wholesale
 Customer Charge \$186.00
 4,111,000 Gallons at \$2.60 per 1,000 \$10,688.60
TOTAL CURRENT CHARGES \$10,874.60



WASTEWATER SERVICE

13915 BURNET RD A

Billable Charge - Wastewater
 PUC Refund Credit **\$15,152.58**
TOTAL CURRENT CHARGES \$15,152.58



WASTEWATER SERVICE

13915 BURNET RD A

Billable Charge - Wastewater
 PUC Refund Credit -\$29,641.29
TOTAL CURRENT CHARGES -\$29,641.29



WATER SERVICE

13915 BURNET RD A

Billable Charge - Water
 PUC Refund Credit \$20,457.00
TOTAL CURRENT CHARGES \$20,457.00

View or Pay online: www.coautilities.com

AUTHORIZED PAY STATIONS:

Payments are accepted at most Austin-area
HEB and Randall's stores, as well as:

- Fiesta Mart (IH35 and 38 1/2 st.)
- Rosewood-Zaragosa Center (2800 Webberville Rd.)
- Utility Service Center (8716 Research Blvd. Suite 115)

Drop Box Locations Are:

- 625 East 10th Street
- 505 Barton Springs Road

Mail all inquiries to:

City of Austin Utility Customer Service,
 P.O. Box 2267 Austin, TX 78783-2267

EXHIBIT B

P00008-0000088



Page 3 of 5



WATER SERVICE

13915 BURNET RD A

Billable Charge - Water
PUC Rate Credit-\$23,105.62
TOTAL CURRENT CHARGES-\$23,105.62



WATER SERVICE

13915 BURNET RD C

Meter # 158344

Read Date	03/01/2016	04/01/2016	Consumption
Read	804430	810010	5580
		Reading Difference in Hundreds	5580
		Total Consumption in Gallons	558000

Meter # 158344

Read Date	03/01/2016	04/01/2016	Consumption
Read	5744900	6017040	272140
		Reading Difference in Hundreds	272140
		Total Consumption in Gallons	27214000

City of Austin Water - Wholesale

Customer Charge \$186 00
27,772,000 Gallons at \$2.60 per 1,000 \$72,207 20

TOTAL CURRENT CHARGES \$72,393.20



WASTEWATER SERVICE

13915 BURNET RD C

Service Dates	03/03/2016	04/05/2016
---------------	------------	------------

City of Austin Wastewater Only - Wholesale (MUD)

Customer Charge \$10.30
31,198,400.0 Gallons at \$4 14 per 1,000 \$129,161.38

TOTAL CURRENT CHARGES \$129,171.68

Adjustment

13915 BURNET RD C

Industrial Waste Surcharge \$2,625 34

TOTAL CURRENT CHARGES \$2,625.34



WATER SERVICE

14205 BURNET RD

Meter # 152080

Read Date	03/01/2016	04/01/2016	Consumption
Read	370	370	0
		Reading Difference in Hundreds	0
		Total Consumption in Gallons	0

Meter # 152080

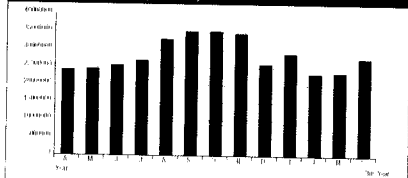
Read Date	03/01/2016	04/01/2016	Consumption
Read	88710	90101	1391
		Reading Difference in Hundreds	1391
		Total Consumption in Gallons	139100

City of Austin Water - Wholesale

Customer Charge \$131.00
139,100 Gallons at \$2.60 per 1,000 \$361.66

TOTAL CURRENT CHARGES \$492.66

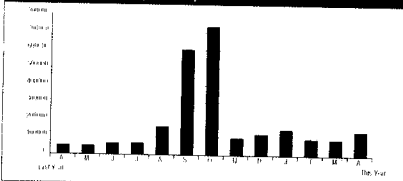
Your Water Use (WGAL)



Current Month

Days of service 31
Gallons used 27772000
Avg. gallons per day 895871 0
Avg. cost per day \$2.335 26
13 month avg. consumption 28416153 85

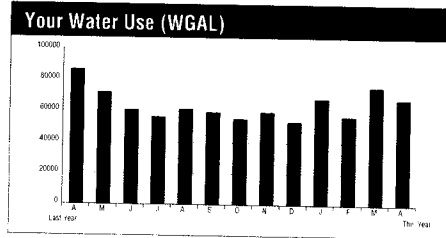
Your Water Use (WGAL)



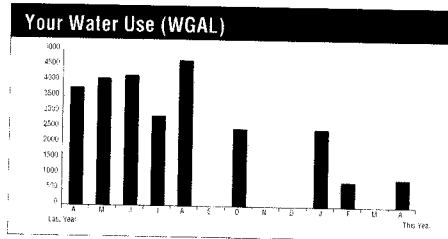
Current Month

Days of service 31
Gallons used 139100
Avg. gallons per day 4487 1
Avg. cost per day \$15 89
13 month avg. consumption 185938 46

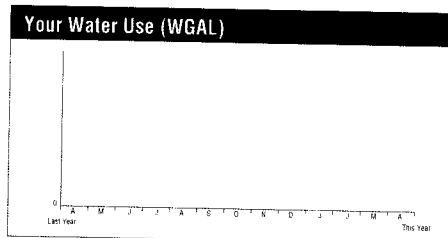
492



	Current Month
Days of service	31
Gallons used	68000
Avg. gallons per day	2193 5
Avg. cost per day	\$6 32
13 month avg consumption	64138 46



	Current Month
Days of service	31
Gallons used	900
Avg. gallons per day	29 0
Avg cost per day	\$0 78
13 month avg consumption	2030 77



	Current Month
Days of service	31
Gallons used	0
Avg. gallons per day	0 0
Avg. cost per day	\$0 29
13 month avg consumption	0 00



WATER SERVICE

14611 BURNET RD

Meter # 10016293

Read Date	03/01/2016	04/01/2016	Consumption
Read	9623	10303	680
	Reading Difference in Hundreds		680
	Total Consumption in Gallons		68000

City of Austin Water - Wholesale

Customer Charge	\$19.00
68,000 Gallons at \$2.60 per 1,000	\$176.80

TOTAL CURRENT CHARGES \$195.80



WATER SERVICE

14701 BURNET RD

Meter # 10024113

Read Date	03/01/2016	04/01/2016	Consumption
Read	4	13	9
	Reading Difference in Hundreds		9
	Total Consumption in Gallons		900

City of Austin Water - Wholesale

Customer Charge	\$14 00
900 Gallons at \$2.60 per 1,000	\$2.34
Backflow Prev Fee 3 @ \$2.60 ea	\$7.80

TOTAL CURRENT CHARGES \$24.14



WATER SERVICE

14701 BURNET RD

Meter # 10023838

Read Date	03/01/2016	04/01/2016	Consumption
Read	1	1	0
	Reading Difference in Hundreds		0
	Total Consumption in Gallons		0

City of Austin Water - Wholesale

Customer Charge	\$9.00
---------------------------	--------

TOTAL CURRENT CHARGES \$9.00

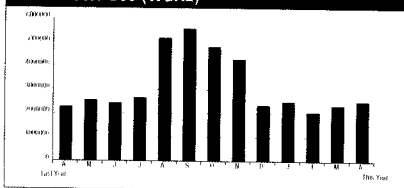
EXHIBIT B

P00000-00000000



Page 5 of 5

Your Water Use (WGAL)



Days of service 31
Gallons used 2509400
Avg. gallons per day 80948.4
Avg. cost per day \$214.69
 13 month avg consumption 3182276.92



WATER SERVICE

15300 CADIZ DR

Meter # 169835

Read Date	03/01/2016	04/01/2016	Consumption
Read	30120	30140	20
	Reading Difference in Hundreds		20
	Total Consumption in Gallons		2000

Meter # 169835

Read Date	03/01/2016	04/01/2016	Consumption
Read	921122	946196	25074
	Reading Difference in Hundreds		25074
	Total Consumption in Gallons		2507400

City of Austin Water - Wholesale

Customer Charge \$131.00
 2,509,400 Gallons at \$2.60 per 1,000 \$6,524.44

TOTAL CURRENT CHARGES \$6,655.44

49