



Control Number: 45873



Item Number: 12

Addendum StartPage: 0

RECEIVED

2016 SEP -6 AM 10: 04

PUBLIC UTILITY COMMISSION
FILING CLERK

September 2, 2016

Filing Clerk
Public Utility Commission of Texas
Central Records
1701 N. Congress, Suite 8-100
Austin, TX 78701

Delivery via Fedex

Re: PUC Docket 45873

To Whom it May Concern:

Please find enclosed the following, related to the above mentioned docket:

Responses to PUC Staff's first request for information – Questions Staff 1-1 thru Staff 1-4, original and 3 copies, per PUC instructions dated August 17, 2016.

Should you have any questions, please do not hesitate to contact us immediately.

Thank you,



Dee Dee Kedzie
Riviera Water Systems Inc.
361-516-1996

Cc: Gerald Gibson, President

September 2, 2016

PUC Docket No. 45873

Re: Response to PUC Staff's First Request for Information, dated August 17, 2016

Respondent: Dee Dee Kedzie, volunteer accountant for Riviera Water Supply

Question No. Staff 1-1:

Please provide documentation that compliance with Texas Commission on Environmental Quality (TCEQ) enforcement action against Riviera Water Supply, and subsequent agreed order, can be achieved or has been achieved. The administrative order requires a payment of an assessed penalty of \$1,222 as well as other administrative ordering provisions. The agreed for TCEQ enforcement case 2015-1644-PWS-E was issued May 25, 2016.

Response:

On behalf of Riviera Water Supply, I have been assisting the owner of the system, Gerald L. Gibson, in meeting the various requirements under the order. The penalty of \$1,222 was submitted to the TCEQ in December, 2015. Shortly following the May 25 hearing held by the TCEQ to issue the agreed order, a TCEQ employee by the name of Corinna Willis was assigned to this case, and contacted me to implement a plan (a checklist with target due dates) to achieve compliance. There were various public notices required, as well as documentation of written policies and procedures which have all been issued/prepared and submitted back to Ms. Willis.

At the present, we have met all of the requirements; per Ms. Willis, she has forwarded everything to the review department and we await a final clearance. I have attached Ms. Willis' email response dated August 31, 2016 as support of the current status. I have also attached a copy of the executed certification document submitted to the TCEQ to enable the closing of the case process to begin, and a TCEQ receipt for the penalty payment.

Respectfully Submitted,



**Dee Dee Kedzie
Respondent
Riviera Water Supply**



Dee Dee Kedzie <dkedzie@gmail.com>

PWS 1370007

Corinna Willis <Corinna.Willis@tceq.texas.gov>
To: Dee Dee Kedzie <dkedzie@gmail.com>

Wed, Aug 31, 2016 at 8:10 AM

Hi Dee Dee,

I apologize for the delay in response. I was out of the office last week and it kind of pushed everything on my list back.

The documentation looks great! As of now, all of the violations pertaining to this Agreed Order can be resolved and I can close this case out. I will do that today and submit it for review. Unfortunately, the review process takes a little time, but once it is complete, you will be receiving a letter in the mail letting you know it is closed and no further documentation has to be sent to me.

If, for any reason, my management finds something wrong and needs me to keep the case open, I will reach out to you and let you know!

I appreciate you working with us!

Thank you,

Corinna Willis

Compliance Monitoring Section

Enforcement Division

Texas Commission on Environmental Quality

Phone: (512) 239-2504

Fax: (512) 239-0036

Corinna.willis@tceq.texas.gov

From: Dee Dee Kedzie [mailto:dkedzie@gmail.com]

Sent: Friday, August 19, 2016 3:37 PM

Compliance Monitoring Section
Enforcement Division, MC 149
Texas Commission on Environmental Quality
P. O. Box 13087
Austin, TX 78711-3087

Subject: TCEQ Docket No. 2015-1644-PWS-E

To Whom It May Concern:

I certify under penalty of law that this document and all attachments were prepared under my direction or supervision in accordance with a system designed to assure that qualified personnel properly gather and evaluate the information submitted. Based on my inquiry of the person or persons who manage the system, or those persons directly responsible for gathering the information, the information submitted is, to the best of my knowledge and belief, true, accurate, and complete. I am aware that there are significant penalties for submitting false information, including the possibility of fine and imprisonment for knowing violations.

G. L. Gibson

Signature

7-27-2016

Date

Gerald L. Gibson
Name (Printed or Typed)



TCEQ - A/R HISTORICAL TRANSACTIONS REPORT BY FEE CODE

29-AUG-16 12:42 PM

<u>Fee</u>	<u>Account Numbe</u>	<u>Customer Nam</u>	<u>Inv/Rec #</u>	<u>Prim</u>	<u>Scnd T</u>	<u>Fac/Per/Re</u>	<u>Tran</u>	<u>Trans Date</u>	<u>Invoice</u>	<u>Tran Amount</u>	<u>Check No</u>
WQV	23610646	RIVIERA WATER M611304 SYSTEM INC		C	REC	151644PWSE	N	30-DEC-15		-\$1,222.00	3664
		RIVIERA WATER WQV0027893 SYSTEM INC		D	SIN	151644PWSE	01	30-JUN-16	567980	\$1,222.00	
Total (Account):										\$.00	
Grand Total:										\$.00	

September 2, 2016

PUC Docket No. 45873

Re: Response to PUC Staff's First Request for Information, dated August 17, 2016

Respondent: Gerald L. Gibson, owner Riviera Water Supply

Question No. Staff 1-2:

Please provide the purchase water contract for the emergency interconnection with Riviera ISD, as documented in TCEQ records. State whether this contract will be amended to include Riviera WCID as the purchaser.

Response:


When I bought the water system in 2005, there was no existing contract, nor has there ever been one.

There was only a verbal agreement, with a pipe connection between the Riviera ISD and the water system, opened and closed manually as needed, for whatever reason/purpose. To my knowledge it was seldom used.

During an inspection by the TCEQ, the hook-up was discovered; TCEQ advised both parties that in order to retain this interconnection, it would have to be engineered and rebuilt. Thus, the interconnection was capped off and removed from service.

No further action was implemented, and to my knowledge, TCEQ closed the issue.

Respectfully Submitted,



**Gerald L. Gibson
Respondent
Riviera Water Supply**

September 2, 2016

PUC Docket No. 45873

Re: Response to PUC Staff's First Request for Information, dated August 17, 2016

Respondent: Gerald L. Gibson, owner Riviera Water Supply

Question No. Staff 1-3:

Please provide correspondence and compliance documentation for the federal enforcement case issued by the Environmental Protection Agency (EPA) on June 8, 2012 for exceedances in radionuclides in drinking water supply.


Response:

Riviera Water Supply has been working with the Riviera WCID, Kleberg County, and GrantWorks, Inc. as part of the compliance effort, to obtain a grant for a uranium filtration system.

There is not yet compliance documentation from the EPA, as it is my understanding that the County's grant TxCDBG #7214261 to install the uranium filtration is the attempt to comply with federal drinking water standards.

Attached is a copy of available EPA compliance documentation (EPA letter dated June 8, 2012 and online case report).

Respectfully Submitted,



**Gerald L. Gibson
Respondent
Riviera Water Supply**



UNITED STATES ENVIRONMENTAL PROTECTION AGENCY

REGION 6
1445 ROSS AVENUE, SUITE 1200
DALLAS, TEXAS 75202-2733

JUN 08 2012

CERTIFIED MAIL-RETURN RECEIPT REQUESTED: 7005 1820 0003 7453 8281

Mr. Gerald Gibson
Riviera Water System, Inc.
P.O. Box 127
Riviera, TX 78379-0127

Re: PWS ID Number: TX 1370007
Docket Number: SDWA-06-2012-1236

Dear Mr. Gibson:

Enclosed is an Administrative Order (Order) issued to Riviera Water System, Inc. for violation of the Safe Drinking Water Act (Act), 42 U.S.C. § 300f, et seq., and its implementing regulations, 40 C.F.R. Part 141. The Environmental Protection Agency (EPA) finds that you own or operate the public water system (PWS) identified in the Order and are therefore subject to these regulations.

This Order requires immediate compliance with the maximum contaminant level (MCL) for combined uranium as set forth in Section 1412 of the Act, 42 U.S.C. § 300g-1. If immediate compliance is not possible, you must submit a treatment alternative with a construction and/or repair schedule that will achieve compliance no later than eighteen (18) months from the effective date of the enclosed Order. Compliance with the MCL is based on a running annual average. As described in the enclosed Order, Riviera Water System, Inc. is required to deliver drinking water that meets the national standards for combined uranium and to conduct quarterly monitoring to ensure compliance with the MCL. Please be aware that failure to comply with this Order may subject you to additional enforcement action by EPA, including the initiation of legal proceedings to seek monetary penalties.

EPA also wants you to be aware of a new process in Texas that was created to help facilities secure technical assistance and funding to address these types of issues. The Texas Water Infrastructure Coordination Committee (TWICC) was formed with representation from stakeholders, funding entities, and federal and state partners to identify water and wastewater infrastructure and compliance issues and to seek affordable, sustainable and innovative funding strategies for the protection of public health. If you feel your system could benefit from the TWICC, please let us know so that we can discuss the matter with you.


The PWS is also required to comply with all applicable Texas regulations in Title 30 Texas Administrative Code (TAC) Chapter 290, Subchapter D. Most treatment options require the submittal of engineering plans and specifications to the Texas Commission on Environmental Quality (TCEQ) for review and approval as indicated in 30 TAC § 290.39(j). The engineering plans and specifications and any pilot study report must be prepared by a Texas licensed professional engineer as required in 30 TAC §§ 290.39(d)(1) and 290.42(g), respectively. Please send engineering submittals to the TCEQ's Public Drinking Water Section address referenced in paragraph H of the Order and include the EPA Docket Number.

Re: Riviera Water System, Inc.
Administrative Order

2

If you need assistance, or have questions regarding the Order, please contact Mr. Mehdi Taheri, of my staff, at (214) 665-2298.

Sincerely,


John Blevins
Director
Compliance Assurance and
Enforcement Division

Enclosure

cc: Mr. Bryan Sinclair
Director, Enforcement Division
Texas Commission on Environmental Quality
P.O. Box 13087
Austin, TX 78711-3087

Ms. Linda Brookins
Director, Water Supply Division
Texas Commission on Environmental Quality
P.O. Box 13087
Austin, TX 78711-3087


[ECHO Gov Login](#) [Contact Us](#)

Civil Enforcement Case Report

()

[Expand All \(#\)](#) [Collapse All \(#\)](#)
[Data Dictionary \(help/reports/enforcement-case-report-data-dictionary\)](#)
[Download Data \(\)](#) [Print \(#\)](#) [Help \(help/reports/enforcement-case-report-help\)](#)

Civil Enforcement Case(#)

Basic Information

Case Number: 06-2012-1236
Case Name: Riviera Water System
Case Category: Administrative - Formal
Case Status (as of 06/08/2012): Final
Order Issued
Case Lead: EPA
Court Docket Number: --
DOJ Docket Number: --

Relief Sought: Injunctive Relief
Enforcement Outcome: --
Headquarters Division: --
Branch: 6EN-W
Result of Voluntary Disclosure? No
Multi-media Case? --
Enforcement Type: SDWA 1414G2 AO
 For Compliance (PWS)
Violations: PWS Monitoring/Reporting

Penalties – Case Level

Total Federal Penalty Assessed or Agreed To: \$0
Total State/Local Penalty Assessed: \$0
Total SEP Cost: \$0
Total Compliance Action Cost: \$750,000
Total Cost Recovery: \$0

Case Summary

Administrative order issued for failure to comply with monitoring/reporting requirements.

Laws and Sections

Citations

Law	Sections	Programs	Title	Part	Section
-----	----------	----------	-------	------	---------

SDWA 1412/1414, 1414G National Drinking Water Regulations, PWS - Violation of 1414(g) AO No data records returned

Facilities

FRS Number	Facility Name	Address	City Name	State	Zip	SIC Codes	P	C
110013233599 (detailed-facility-report? fid=110013233599)	UTILITY DEVELOPMENT & RESEARCH	PO BOX 127	RIVIERA	TX	78379	--		

Defendants**Case Milestones**

Defendants and Settlements	In Complaint	In Settlement	Event	Actual Date
Riviera Water System	Y	Y	Final Order Issued	06/08/2012
			Enforcement Action Data Entered	06/22/2012

Pollutants

Pollutant Name	Chemical Abstract Number
Organic chemicals in drinking water	--

Related Activities

Description	Actual Date
No data records returned	

Final Order 1(#)

Final Order Type: Administrative Compliance Orders
Final Order Name: Riviera Water System
Linked Facilities (FRS ID): 110013233599
Final Order Lodged Date: --
Final Order Entered Date: 06/08/2012
Enforcement Action Closed Date: --
Actual Termination Date: --

Penalties/SEPs/Cost Recovery Amounts

Federal Penalty Assessed or Agreed To: \$0**State/Local Penalty Assessed: --****SEP Value: --****Federal Cost Recovery Awarded: \$0****Complying Actions**

Complying Action ID	Category	Description
3000010206	Work Practices	Work Practices
3000010636	Reduction of Ongoing Releases	SDWA Process Change

Supplemental Environmental Projects

SEP ID	Category	SEP Value	Description
No data records returned			

Pollutant Reductions

Resulting From	Pollutant	Annual Amount	Units	Media Affected
CA ID 3000010636	Organic chemicals in drinking water	750	PPL	Water (drinking)

Last updated March 16, 2016

September 2, 2016

PUC Docket No. 45873

Re: Response to PUC Staff's First Request for Information, dated August 17, 2016

Respondent: Gerald L. Gibson, owner Riviera Water Supply


Question No. Staff 1-4:

Please provide preliminary engineering plans, and/or pilot test data (if available) for the proposed innovative water treatment process for the removal of radionuclides. Also include any correspondence from TCEQ that indicates that the engineering approval process has been initiated.

Response:

Please find attached the preliminary engineering plans for the pilot study and installation from LNV Engineers for TxCDBG #7214261.

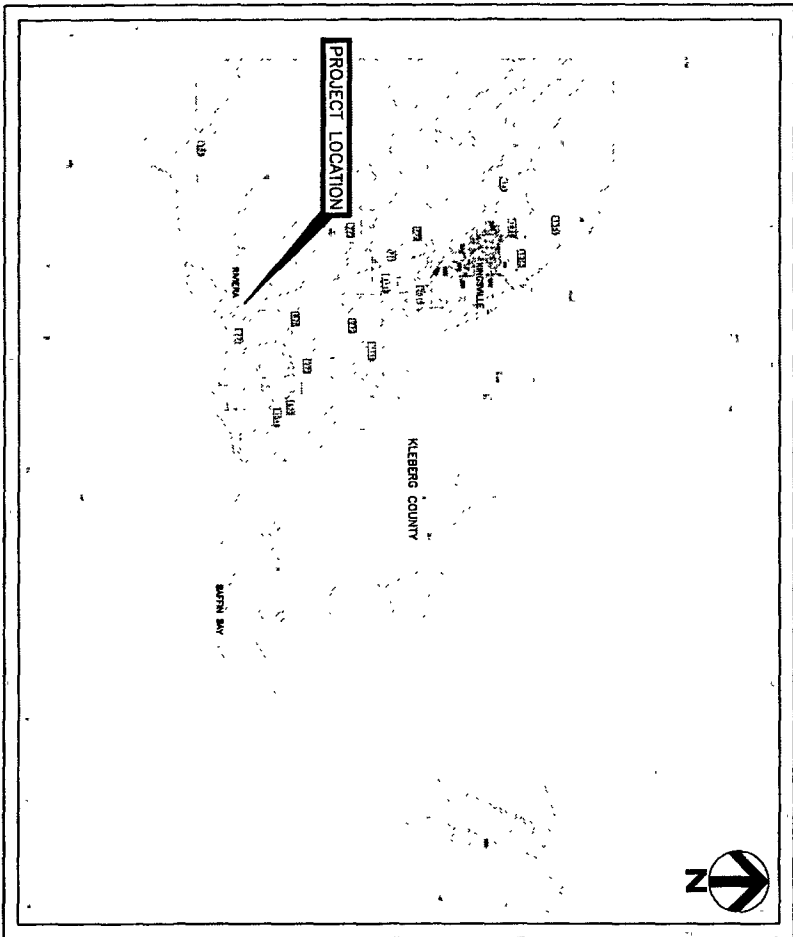
Respectfully Submitted,



Gerald L. Gibson

Respondent

Riviera Water Supply



KLEBERG COUNTY, TX **2013-2014 TXCDBG 7214261** **RIVIERA WATER FILTRATION PLANT** **IMPROVEMENTS**

SHEET INDEX	
SHT NO.	DESCRIPTION
1	COVER SHEET
2	TYPICAL LEGEND & TESTING SCHEDULE
3	GENERAL NOTES & ESTIMATED QUANTITIES
4	CONTROL LAYOUT
5	SITE PLAN
6	URANIUM REMOVAL SYSTEM
7	SECTIONS
8	DETAILS

RIVIERA, TEXAS

LOCATION MAP
SCALE: 1"=20,000'



engineers | architects | contractors
801 NAVIGATION, SUITE 300
CORPUS CHRISTI, TEXAS 78408
TYPE FIRM NO. F-368

PH: (361) 883-1884
FAX: (361) 883-1888
WWW.LNVINC.COM

COUNTY JUDGE
RUDY MADRID

PRECINCT 1 COMMISSIONER
DAVID ROSSE

PRECINCT 2 COMMISSIONER
JOE HINOJOSA

COUNTY AUDITOR
MELISSA MUNOZ

COUNTY TAX ASSESSOR-COLLECTOR
MELISSA TREVINO-DE LA GARZA

PRECINCT 3 COMMISSIONER
ROY CANTU

PRECINCT 4 COMMISSIONER
ROMEO LOMAS

COUNTY CLERK
STEPHANIE G. GARZA

COUNTY TREASURER
PRISCILLA ALANIZ CANTU

THIS DOCUMENT IS THE PROPERTY OF LNV INC. IT IS TO BE USED ONLY FOR THE PROJECT AND SITE SPECIFICALLY IDENTIFIED HEREON. IT IS NOT TO BE REPRODUCED, COPIED, OR TRANSMITTED IN ANY FORM OR BY ANY MEANS, ELECTRONIC OR MECHANICAL, INCLUDING PHOTOCOPYING, RECORDING, OR BY ANY INFORMATION STORAGE AND RETRIEVAL SYSTEM, WITHOUT THE WRITTEN PERMISSION OF LNV INC. THIS DOCUMENT PROJECT #1



CALL BEFORE YOU DIG!



THE LONE STAR
NOTIFICATION COMPANY
AI 1-800-659-8344

811
PARAPROFESIONALS, REQUEST
48 HOURS NOTICE BEFORE YOU DIG,
DRILL, OR BLAST - STOP AND CALL

KLEBERG COUNTY, TEXAS
2013-2014 TXCDBG 7214261 RIVIERA WATER FILTRATION PLANT SERVICES

COVER SHEET



engineers | architects | contractors

1	B
2	C
3	D
4	E
5	F
6	G
7	H
8	I
9	J
10	K
11	L
12	M
13	N
14	O
15	P
16	Q
17	R
18	S
19	T
20	U
21	V
22	W
23	X
24	Y
25	Z

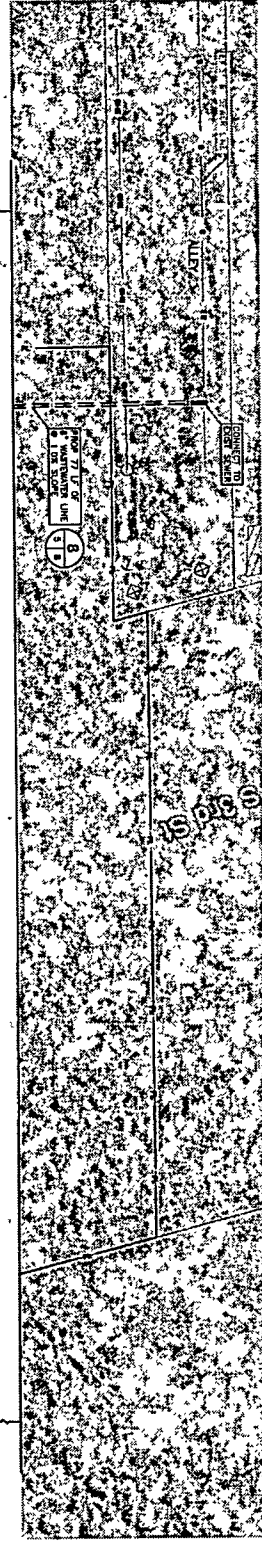

UTILITIES	SPECIAL RESTRICTIONS FOR SEQUENCING WORK
<ol style="list-style-type: none"> 1. ALL UTILITIES ARE TO BE LOCATED AND DEPTH AS SHOWN ON THE PLANS & APPROVED BY THE LOCAL GOVERNMENT. 2. THE LOCATION OF UTILITIES SHOWN ON THE PLANS & APPROVED BY THE LOCAL GOVERNMENT SHALL BE FIELD VERIFIED PRIOR TO BEGINNING CONSTRUCTION. 3. THE CONTRACTOR SHALL BE RESPONSIBLE FOR VERIFYING THE LOCATION, DEPTH, AND TYPE OF ALL UTILITIES SHOWN ON THE PLANS & APPROVED BY THE LOCAL GOVERNMENT. 4. ALL UTILITIES SHALL BE PROTECTED AND MAINTAINED THROUGHOUT CONSTRUCTION. 	<ol style="list-style-type: none"> 1. ALL WORK IN THE DEPARTMENT OF TRANSPORTATION (DOT) RIGHT-OF-WAY SHALL BE PERFORMED IN ACCORDANCE WITH THE DOT'S STANDARD SPECIFICATIONS FOR CONSTRUCTION. 2. UTILITIES TO BE MAINTAINED BY THE CONTRACTOR SHALL BE MAINTAINED THROUGHOUT CONSTRUCTION. 3. THE CONTRACTOR SHALL BE RESPONSIBLE FOR MAINTAINING THE DOT'S STANDARD SPECIFICATIONS FOR CONSTRUCTION.
WATERLINES	MISCELLANEOUS
<ol style="list-style-type: none"> 1. ALL UNDERGROUND PIPES SHALL BE 100% P.C. PIPE, ALL ABOVE GROUND PIPES AND FITTINGS SHALL BE DUCTILE IRON PIPE BODY COATED AND PAINTED AS PER CHAPTER 204-44-001. 2. THE CONTRACTOR SHALL BE RESPONSIBLE FOR MAINTAINING THE PIPES THROUGHOUT CONSTRUCTION. 3. THE CONTRACTOR SHALL BE RESPONSIBLE FOR MAINTAINING THE PIPES THROUGHOUT CONSTRUCTION. 4. THE CONTRACTOR SHALL BE RESPONSIBLE FOR MAINTAINING THE PIPES THROUGHOUT CONSTRUCTION. 5. THE CONTRACTOR SHALL BE RESPONSIBLE FOR MAINTAINING THE PIPES THROUGHOUT CONSTRUCTION. 6. THE CONTRACTOR SHALL BE RESPONSIBLE FOR MAINTAINING THE PIPES THROUGHOUT CONSTRUCTION. 7. THE CONTRACTOR SHALL BE RESPONSIBLE FOR MAINTAINING THE PIPES THROUGHOUT CONSTRUCTION. 8. THE CONTRACTOR SHALL BE RESPONSIBLE FOR MAINTAINING THE PIPES THROUGHOUT CONSTRUCTION. 9. THE CONTRACTOR SHALL BE RESPONSIBLE FOR MAINTAINING THE PIPES THROUGHOUT CONSTRUCTION. 10. THE CONTRACTOR SHALL BE RESPONSIBLE FOR MAINTAINING THE PIPES THROUGHOUT CONSTRUCTION. 11. THE CONTRACTOR SHALL BE RESPONSIBLE FOR MAINTAINING THE PIPES THROUGHOUT CONSTRUCTION. 12. THE CONTRACTOR SHALL BE RESPONSIBLE FOR MAINTAINING THE PIPES THROUGHOUT CONSTRUCTION. 13. THE CONTRACTOR SHALL BE RESPONSIBLE FOR MAINTAINING THE PIPES THROUGHOUT CONSTRUCTION. 	<ol style="list-style-type: none"> 1. THE CONTRACTOR SHALL BE RESPONSIBLE FOR MAINTAINING THE PIPES THROUGHOUT CONSTRUCTION. 2. THE CONTRACTOR SHALL BE RESPONSIBLE FOR MAINTAINING THE PIPES THROUGHOUT CONSTRUCTION. 3. THE CONTRACTOR SHALL BE RESPONSIBLE FOR MAINTAINING THE PIPES THROUGHOUT CONSTRUCTION. 4. THE CONTRACTOR SHALL BE RESPONSIBLE FOR MAINTAINING THE PIPES THROUGHOUT CONSTRUCTION. 5. THE CONTRACTOR SHALL BE RESPONSIBLE FOR MAINTAINING THE PIPES THROUGHOUT CONSTRUCTION. 6. THE CONTRACTOR SHALL BE RESPONSIBLE FOR MAINTAINING THE PIPES THROUGHOUT CONSTRUCTION. 7. THE CONTRACTOR SHALL BE RESPONSIBLE FOR MAINTAINING THE PIPES THROUGHOUT CONSTRUCTION. 8. THE CONTRACTOR SHALL BE RESPONSIBLE FOR MAINTAINING THE PIPES THROUGHOUT CONSTRUCTION. 9. THE CONTRACTOR SHALL BE RESPONSIBLE FOR MAINTAINING THE PIPES THROUGHOUT CONSTRUCTION. 10. THE CONTRACTOR SHALL BE RESPONSIBLE FOR MAINTAINING THE PIPES THROUGHOUT CONSTRUCTION. 11. THE CONTRACTOR SHALL BE RESPONSIBLE FOR MAINTAINING THE PIPES THROUGHOUT CONSTRUCTION. 12. THE CONTRACTOR SHALL BE RESPONSIBLE FOR MAINTAINING THE PIPES THROUGHOUT CONSTRUCTION. 13. THE CONTRACTOR SHALL BE RESPONSIBLE FOR MAINTAINING THE PIPES THROUGHOUT CONSTRUCTION.
TRAFFIC	MISCELLANEOUS
<ol style="list-style-type: none"> 1. THE CONTRACTOR SHALL BE RESPONSIBLE FOR MAINTAINING THE PIPES THROUGHOUT CONSTRUCTION. 2. THE CONTRACTOR SHALL BE RESPONSIBLE FOR MAINTAINING THE PIPES THROUGHOUT CONSTRUCTION. 3. THE CONTRACTOR SHALL BE RESPONSIBLE FOR MAINTAINING THE PIPES THROUGHOUT CONSTRUCTION. 4. THE CONTRACTOR SHALL BE RESPONSIBLE FOR MAINTAINING THE PIPES THROUGHOUT CONSTRUCTION. 5. THE CONTRACTOR SHALL BE RESPONSIBLE FOR MAINTAINING THE PIPES THROUGHOUT CONSTRUCTION. 6. THE CONTRACTOR SHALL BE RESPONSIBLE FOR MAINTAINING THE PIPES THROUGHOUT CONSTRUCTION. 7. THE CONTRACTOR SHALL BE RESPONSIBLE FOR MAINTAINING THE PIPES THROUGHOUT CONSTRUCTION. 8. THE CONTRACTOR SHALL BE RESPONSIBLE FOR MAINTAINING THE PIPES THROUGHOUT CONSTRUCTION. 9. THE CONTRACTOR SHALL BE RESPONSIBLE FOR MAINTAINING THE PIPES THROUGHOUT CONSTRUCTION. 10. THE CONTRACTOR SHALL BE RESPONSIBLE FOR MAINTAINING THE PIPES THROUGHOUT CONSTRUCTION. 11. THE CONTRACTOR SHALL BE RESPONSIBLE FOR MAINTAINING THE PIPES THROUGHOUT CONSTRUCTION. 12. THE CONTRACTOR SHALL BE RESPONSIBLE FOR MAINTAINING THE PIPES THROUGHOUT CONSTRUCTION. 13. THE CONTRACTOR SHALL BE RESPONSIBLE FOR MAINTAINING THE PIPES THROUGHOUT CONSTRUCTION. 	<ol style="list-style-type: none"> 1. THE CONTRACTOR SHALL BE RESPONSIBLE FOR MAINTAINING THE PIPES THROUGHOUT CONSTRUCTION. 2. THE CONTRACTOR SHALL BE RESPONSIBLE FOR MAINTAINING THE PIPES THROUGHOUT CONSTRUCTION. 3. THE CONTRACTOR SHALL BE RESPONSIBLE FOR MAINTAINING THE PIPES THROUGHOUT CONSTRUCTION. 4. THE CONTRACTOR SHALL BE RESPONSIBLE FOR MAINTAINING THE PIPES THROUGHOUT CONSTRUCTION. 5. THE CONTRACTOR SHALL BE RESPONSIBLE FOR MAINTAINING THE PIPES THROUGHOUT CONSTRUCTION. 6. THE CONTRACTOR SHALL BE RESPONSIBLE FOR MAINTAINING THE PIPES THROUGHOUT CONSTRUCTION. 7. THE CONTRACTOR SHALL BE RESPONSIBLE FOR MAINTAINING THE PIPES THROUGHOUT CONSTRUCTION. 8. THE CONTRACTOR SHALL BE RESPONSIBLE FOR MAINTAINING THE PIPES THROUGHOUT CONSTRUCTION. 9. THE CONTRACTOR SHALL BE RESPONSIBLE FOR MAINTAINING THE PIPES THROUGHOUT CONSTRUCTION. 10. THE CONTRACTOR SHALL BE RESPONSIBLE FOR MAINTAINING THE PIPES THROUGHOUT CONSTRUCTION. 11. THE CONTRACTOR SHALL BE RESPONSIBLE FOR MAINTAINING THE PIPES THROUGHOUT CONSTRUCTION. 12. THE CONTRACTOR SHALL BE RESPONSIBLE FOR MAINTAINING THE PIPES THROUGHOUT CONSTRUCTION. 13. THE CONTRACTOR SHALL BE RESPONSIBLE FOR MAINTAINING THE PIPES THROUGHOUT CONSTRUCTION.

TOTAL ESTIMATED QUANTITIES SUMMARY

ITEM	UNIT	TOTAL QUANTITIES
1. UNPAID SPECIAL STUDY	LS	1
2. CONCRETE SPALL PAV	EA	1
3. F. CONCRETE SLAB	SV	52
4. MASONRY WATER SLIP	EA	1
5. MASONRY WATER LINE	LV	77
6. MASONRY WATER LINE	LV	128

NOTE: 1. QUANTITIES ARE FOR INFORMATIONAL PURPOSES ONLY.

2 SITE PLAN
 SCALE: HORIZ. 1"=200'
 SCALE: VERT. 1"=10'
 (SEE SHEET 1 FOR SITE PLAN)



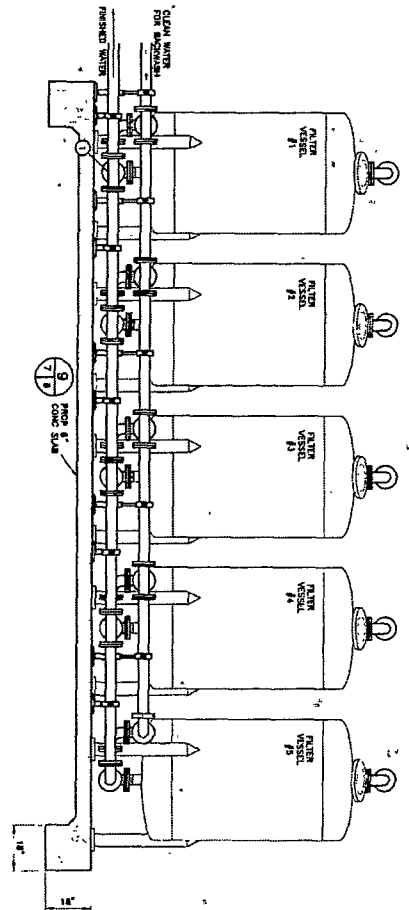
LNV
 engineers | architects | contractors
 10000 N. Loop West, Suite 1000
 Houston, Texas 77040
 Phone: 281.460.1234
 Fax: 281.460.1235
 Email: info@lnv.com

KLEBERG COUNTY, TEXAS
 2013-2014 TxCDBG 7214261 RIVERA WATER FILTRATION PLANT SERVICES
SITE PLAN

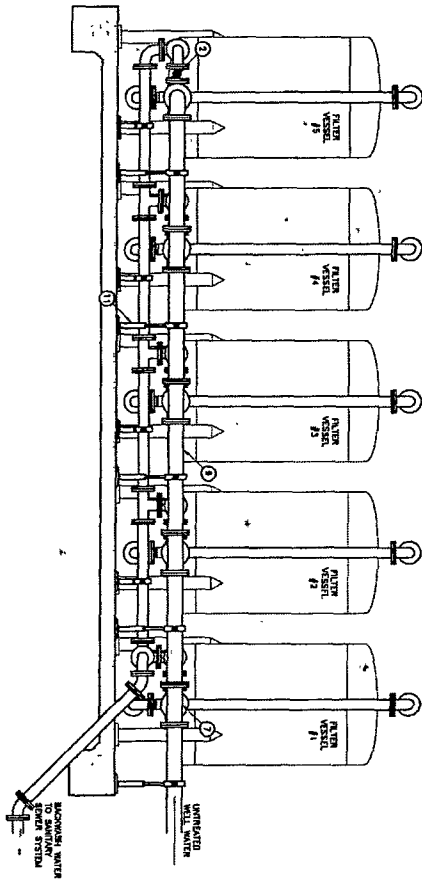
DESIGNED BY: [Signature]
 CHECKED BY: [Signature]
 APPROVED BY: [Signature]
 SCALE: AS SHOWN
 DATE: 06/20/2010
 SHEET: 2 OF 2
 *** REV'S ON BLOCK ***
 REV: [] DATE: [] BY: []

THE SEAL OF THE ENGINEER IS THE PROPERTY OF THE ENGINEER AND SHALL BE KEPT IN HIS OR HER POSSESSION AT ALL TIMES. IT SHALL BE RETURNED TO THE ENGINEER UPON THE COMPLETION OF THE PROJECT OR UPON THE REQUEST OF THE ENGINEER.





A SECTION A-A
SCALE HORIZ: 1"=4' VERT: 1"=2' (HALF SIZE SHEET)
SCALE HORIZ: 1"=2' VERT: 1"=2' (FULL SIZE SHEET)



B SECTION B-B
SCALE HORIZ: 1"=4' VERT: 1"=2' (HALF SIZE SHEET)
SCALE HORIZ: 1"=2' VERT: 1"=2' (FULL SIZE SHEET)

1	ADJUSTABLE PIPE SUPPORT
2	ALL RIGID CONCRETE PILING SHALL BE DRIVEN TO FULL
3	DEPTH WITH FLUTE KEEL SHARP POINT TO PREVENT BOUNCING
4	OF PILES. PILES SHALL BE DRIVEN TO FULL DEPTH WITH
5	WATER KEEL (SQUARED MODEL NUMBER 1000) TO PREVENT
6	WATER KEEL FROM DAMAGING PILE POINT.
7	WATER KEEL SHALL BE DRIVEN TO FULL DEPTH WITH
8	WATER KEEL (SQUARED MODEL NUMBER 1000) TO PREVENT
9	WATER KEEL FROM DAMAGING PILE POINT.
10	WATER KEEL SHALL BE DRIVEN TO FULL DEPTH WITH
11	WATER KEEL (SQUARED MODEL NUMBER 1000) TO PREVENT
12	WATER KEEL FROM DAMAGING PILE POINT.
13	WATER KEEL SHALL BE DRIVEN TO FULL DEPTH WITH
14	WATER KEEL (SQUARED MODEL NUMBER 1000) TO PREVENT
15	WATER KEEL FROM DAMAGING PILE POINT.
16	WATER KEEL SHALL BE DRIVEN TO FULL DEPTH WITH
17	WATER KEEL (SQUARED MODEL NUMBER 1000) TO PREVENT
18	WATER KEEL FROM DAMAGING PILE POINT.
19	WATER KEEL SHALL BE DRIVEN TO FULL DEPTH WITH
20	WATER KEEL (SQUARED MODEL NUMBER 1000) TO PREVENT
21	WATER KEEL FROM DAMAGING PILE POINT.
22	WATER KEEL SHALL BE DRIVEN TO FULL DEPTH WITH
23	WATER KEEL (SQUARED MODEL NUMBER 1000) TO PREVENT
24	WATER KEEL FROM DAMAGING PILE POINT.
25	WATER KEEL SHALL BE DRIVEN TO FULL DEPTH WITH
26	WATER KEEL (SQUARED MODEL NUMBER 1000) TO PREVENT
27	WATER KEEL FROM DAMAGING PILE POINT.
28	WATER KEEL SHALL BE DRIVEN TO FULL DEPTH WITH
29	WATER KEEL (SQUARED MODEL NUMBER 1000) TO PREVENT
30	WATER KEEL FROM DAMAGING PILE POINT.
31	WATER KEEL SHALL BE DRIVEN TO FULL DEPTH WITH
32	WATER KEEL (SQUARED MODEL NUMBER 1000) TO PREVENT
33	WATER KEEL FROM DAMAGING PILE POINT.
34	WATER KEEL SHALL BE DRIVEN TO FULL DEPTH WITH
35	WATER KEEL (SQUARED MODEL NUMBER 1000) TO PREVENT
36	WATER KEEL FROM DAMAGING PILE POINT.
37	WATER KEEL SHALL BE DRIVEN TO FULL DEPTH WITH
38	WATER KEEL (SQUARED MODEL NUMBER 1000) TO PREVENT
39	WATER KEEL FROM DAMAGING PILE POINT.
40	WATER KEEL SHALL BE DRIVEN TO FULL DEPTH WITH
41	WATER KEEL (SQUARED MODEL NUMBER 1000) TO PREVENT
42	WATER KEEL FROM DAMAGING PILE POINT.
43	WATER KEEL SHALL BE DRIVEN TO FULL DEPTH WITH
44	WATER KEEL (SQUARED MODEL NUMBER 1000) TO PREVENT
45	WATER KEEL FROM DAMAGING PILE POINT.
46	WATER KEEL SHALL BE DRIVEN TO FULL DEPTH WITH
47	WATER KEEL (SQUARED MODEL NUMBER 1000) TO PREVENT
48	WATER KEEL FROM DAMAGING PILE POINT.
49	WATER KEEL SHALL BE DRIVEN TO FULL DEPTH WITH
50	WATER KEEL (SQUARED MODEL NUMBER 1000) TO PREVENT
51	WATER KEEL FROM DAMAGING PILE POINT.
52	WATER KEEL SHALL BE DRIVEN TO FULL DEPTH WITH
53	WATER KEEL (SQUARED MODEL NUMBER 1000) TO PREVENT
54	WATER KEEL FROM DAMAGING PILE POINT.
55	WATER KEEL SHALL BE DRIVEN TO FULL DEPTH WITH
56	WATER KEEL (SQUARED MODEL NUMBER 1000) TO PREVENT
57	WATER KEEL FROM DAMAGING PILE POINT.
58	WATER KEEL SHALL BE DRIVEN TO FULL DEPTH WITH
59	WATER KEEL (SQUARED MODEL NUMBER 1000) TO PREVENT
60	WATER KEEL FROM DAMAGING PILE POINT.
61	WATER KEEL SHALL BE DRIVEN TO FULL DEPTH WITH
62	WATER KEEL (SQUARED MODEL NUMBER 1000) TO PREVENT
63	WATER KEEL FROM DAMAGING PILE POINT.
64	WATER KEEL SHALL BE DRIVEN TO FULL DEPTH WITH
65	WATER KEEL (SQUARED MODEL NUMBER 1000) TO PREVENT
66	WATER KEEL FROM DAMAGING PILE POINT.
67	WATER KEEL SHALL BE DRIVEN TO FULL DEPTH WITH
68	WATER KEEL (SQUARED MODEL NUMBER 1000) TO PREVENT
69	WATER KEEL FROM DAMAGING PILE POINT.
70	WATER KEEL SHALL BE DRIVEN TO FULL DEPTH WITH
71	WATER KEEL (SQUARED MODEL NUMBER 1000) TO PREVENT
72	WATER KEEL FROM DAMAGING PILE POINT.
73	WATER KEEL SHALL BE DRIVEN TO FULL DEPTH WITH
74	WATER KEEL (SQUARED MODEL NUMBER 1000) TO PREVENT
75	WATER KEEL FROM DAMAGING PILE POINT.
76	WATER KEEL SHALL BE DRIVEN TO FULL DEPTH WITH
77	WATER KEEL (SQUARED MODEL NUMBER 1000) TO PREVENT
78	WATER KEEL FROM DAMAGING PILE POINT.
79	WATER KEEL SHALL BE DRIVEN TO FULL DEPTH WITH
80	WATER KEEL (SQUARED MODEL NUMBER 1000) TO PREVENT
81	WATER KEEL FROM DAMAGING PILE POINT.
82	WATER KEEL SHALL BE DRIVEN TO FULL DEPTH WITH
83	WATER KEEL (SQUARED MODEL NUMBER 1000) TO PREVENT
84	WATER KEEL FROM DAMAGING PILE POINT.
85	WATER KEEL SHALL BE DRIVEN TO FULL DEPTH WITH
86	WATER KEEL (SQUARED MODEL NUMBER 1000) TO PREVENT
87	WATER KEEL FROM DAMAGING PILE POINT.
88	WATER KEEL SHALL BE DRIVEN TO FULL DEPTH WITH
89	WATER KEEL (SQUARED MODEL NUMBER 1000) TO PREVENT
90	WATER KEEL FROM DAMAGING PILE POINT.
91	WATER KEEL SHALL BE DRIVEN TO FULL DEPTH WITH
92	WATER KEEL (SQUARED MODEL NUMBER 1000) TO PREVENT
93	WATER KEEL FROM DAMAGING PILE POINT.
94	WATER KEEL SHALL BE DRIVEN TO FULL DEPTH WITH
95	WATER KEEL (SQUARED MODEL NUMBER 1000) TO PREVENT
96	WATER KEEL FROM DAMAGING PILE POINT.
97	WATER KEEL SHALL BE DRIVEN TO FULL DEPTH WITH
98	WATER KEEL (SQUARED MODEL NUMBER 1000) TO PREVENT
99	WATER KEEL FROM DAMAGING PILE POINT.
100	WATER KEEL SHALL BE DRIVEN TO FULL DEPTH WITH
101	WATER KEEL (SQUARED MODEL NUMBER 1000) TO PREVENT
102	WATER KEEL FROM DAMAGING PILE POINT.
103	WATER KEEL SHALL BE DRIVEN TO FULL DEPTH WITH
104	WATER KEEL (SQUARED MODEL NUMBER 1000) TO PREVENT
105	WATER KEEL FROM DAMAGING PILE POINT.
106	WATER KEEL SHALL BE DRIVEN TO FULL DEPTH WITH
107	WATER KEEL (SQUARED MODEL NUMBER 1000) TO PREVENT
108	WATER KEEL FROM DAMAGING PILE POINT.
109	WATER KEEL SHALL BE DRIVEN TO FULL DEPTH WITH
110	WATER KEEL (SQUARED MODEL NUMBER 1000) TO PREVENT
111	WATER KEEL FROM DAMAGING PILE POINT.
112	WATER KEEL SHALL BE DRIVEN TO FULL DEPTH WITH
113	WATER KEEL (SQUARED MODEL NUMBER 1000) TO PREVENT
114	WATER KEEL FROM DAMAGING PILE POINT.
115	WATER KEEL SHALL BE DRIVEN TO FULL DEPTH WITH
116	WATER KEEL (SQUARED MODEL NUMBER 1000) TO PREVENT
117	WATER KEEL FROM DAMAGING PILE POINT.
118	WATER KEEL SHALL BE DRIVEN TO FULL DEPTH WITH
119	WATER KEEL (SQUARED MODEL NUMBER 1000) TO PREVENT
120	WATER KEEL FROM DAMAGING PILE POINT.
121	WATER KEEL SHALL BE DRIVEN TO FULL DEPTH WITH
122	WATER KEEL (SQUARED MODEL NUMBER 1000) TO PREVENT
123	WATER KEEL FROM DAMAGING PILE POINT.
124	WATER KEEL SHALL BE DRIVEN TO FULL DEPTH WITH
125	WATER KEEL (SQUARED MODEL NUMBER 1000) TO PREVENT
126	WATER KEEL FROM DAMAGING PILE POINT.
127	WATER KEEL SHALL BE DRIVEN TO FULL DEPTH WITH
128	WATER KEEL (SQUARED MODEL NUMBER 1000) TO PREVENT
129	WATER KEEL FROM DAMAGING PILE POINT.
130	WATER KEEL SHALL BE DRIVEN TO FULL DEPTH WITH
131	WATER KEEL (SQUARED MODEL NUMBER 1000) TO PREVENT
132	WATER KEEL FROM DAMAGING PILE POINT.
133	WATER KEEL SHALL BE DRIVEN TO FULL DEPTH WITH
134	WATER KEEL (SQUARED MODEL NUMBER 1000) TO PREVENT
135	WATER KEEL FROM DAMAGING PILE POINT.
136	WATER KEEL SHALL BE DRIVEN TO FULL DEPTH WITH
137	WATER KEEL (SQUARED MODEL NUMBER 1000) TO PREVENT
138	WATER KEEL FROM DAMAGING PILE POINT.
139	WATER KEEL SHALL BE DRIVEN TO FULL DEPTH WITH
140	WATER KEEL (SQUARED MODEL NUMBER 1000) TO PREVENT
141	WATER KEEL FROM DAMAGING PILE POINT.
142	WATER KEEL SHALL BE DRIVEN TO FULL DEPTH WITH
143	WATER KEEL (SQUARED MODEL NUMBER 1000) TO PREVENT
144	WATER KEEL FROM DAMAGING PILE POINT.
145	WATER KEEL SHALL BE DRIVEN TO FULL DEPTH WITH
146	WATER KEEL (SQUARED MODEL NUMBER 1000) TO PREVENT
147	WATER KEEL FROM DAMAGING PILE POINT.
148	WATER KEEL SHALL BE DRIVEN TO FULL DEPTH WITH
149	WATER KEEL (SQUARED MODEL NUMBER 1000) TO PREVENT
150	WATER KEEL FROM DAMAGING PILE POINT.
151	WATER KEEL SHALL BE DRIVEN TO FULL DEPTH WITH
152	WATER KEEL (SQUARED MODEL NUMBER 1000) TO PREVENT
153	WATER KEEL FROM DAMAGING PILE POINT.
154	WATER KEEL SHALL BE DRIVEN TO FULL DEPTH WITH
155	WATER KEEL (SQUARED MODEL NUMBER 1000) TO PREVENT
156	WATER KEEL FROM DAMAGING PILE POINT.
157	WATER KEEL SHALL BE DRIVEN TO FULL DEPTH WITH
158	WATER KEEL (SQUARED MODEL NUMBER 1000) TO PREVENT
159	WATER KEEL FROM DAMAGING PILE POINT.
160	WATER KEEL SHALL BE DRIVEN TO FULL DEPTH WITH
161	WATER KEEL (SQUARED MODEL NUMBER 1000) TO PREVENT
162	WATER KEEL FROM DAMAGING PILE POINT.
163	WATER KEEL SHALL BE DRIVEN TO FULL DEPTH WITH
164	WATER KEEL (SQUARED MODEL NUMBER 1000) TO PREVENT
165	WATER KEEL FROM DAMAGING PILE POINT.
166	WATER KEEL SHALL BE DRIVEN TO FULL DEPTH WITH
167	WATER KEEL (SQUARED MODEL NUMBER 1000) TO PREVENT
168	WATER KEEL FROM DAMAGING PILE POINT.
169	WATER KEEL SHALL BE DRIVEN TO FULL DEPTH WITH
170	WATER KEEL (SQUARED MODEL NUMBER 1000) TO PREVENT
171	WATER KEEL FROM DAMAGING PILE POINT.
172	WATER KEEL SHALL BE DRIVEN TO FULL DEPTH WITH
173	WATER KEEL (SQUARED MODEL NUMBER 1000) TO PREVENT
174	WATER KEEL FROM DAMAGING PILE POINT.
175	WATER KEEL SHALL BE DRIVEN TO FULL DEPTH WITH
176	WATER KEEL (SQUARED MODEL NUMBER 1000) TO PREVENT
177	WATER KEEL FROM DAMAGING PILE POINT.
178	WATER KEEL SHALL BE DRIVEN TO FULL DEPTH WITH
179	WATER KEEL (SQUARED MODEL NUMBER 1000) TO PREVENT
180	WATER KEEL FROM DAMAGING PILE POINT.
181	WATER KEEL SHALL BE DRIVEN TO FULL DEPTH WITH
182	WATER KEEL (SQUARED MODEL NUMBER 1000) TO PREVENT
183	WATER KEEL FROM DAMAGING PILE POINT.
184	WATER KEEL SHALL BE DRIVEN TO FULL DEPTH WITH
185	WATER KEEL (SQUARED MODEL NUMBER 1000) TO PREVENT
186	WATER KEEL FROM DAMAGING PILE POINT.
187	WATER KEEL SHALL BE DRIVEN TO FULL DEPTH WITH
188	WATER KEEL (SQUARED MODEL NUMBER 1000) TO PREVENT
189	WATER KEEL FROM DAMAGING PILE POINT.
190	WATER KEEL SHALL BE DRIVEN TO FULL DEPTH WITH
191	WATER KEEL (SQUARED MODEL NUMBER 1000) TO PREVENT
192	WATER KEEL FROM DAMAGING PILE POINT.
193	WATER KEEL SHALL BE DRIVEN TO FULL DEPTH WITH
194	WATER KEEL (SQUARED MODEL NUMBER 1000) TO PREVENT
195	WATER KEEL FROM DAMAGING PILE POINT.
196	WATER KEEL SHALL BE DRIVEN TO FULL DEPTH WITH
197	WATER KEEL (SQUARED MODEL NUMBER 1000) TO PREVENT
198	WATER KEEL FROM DAMAGING PILE POINT.
199	WATER KEEL SHALL BE DRIVEN TO FULL DEPTH WITH
200	WATER KEEL (SQUARED MODEL NUMBER 1000) TO PREVENT
201	WATER KEEL FROM DAMAGING PILE POINT.
202	WATER KEEL SHALL BE DRIVEN TO FULL DEPTH WITH
203	WATER KEEL (SQUARED MODEL NUMBER 1000) TO PREVENT
204	WATER KEEL FROM DAMAGING PILE POINT.
205	WATER KEEL SHALL BE DRIVEN TO FULL DEPTH WITH
206	WATER KEEL (SQUARED MODEL NUMBER 1000) TO PREVENT
207	WATER KEEL FROM DAMAGING PILE POINT.
208	WATER KEEL SHALL BE DRIVEN TO FULL DEPTH WITH
209	WATER KEEL (SQUARED MODEL NUMBER 1000) TO PREVENT
210	WATER KEEL FROM DAMAGING PILE POINT.
211	WATER KEEL SHALL BE DRIVEN TO FULL DEPTH WITH
212	WATER KEEL (SQUARED MODEL NUMBER 1000) TO PREVENT
213	WATER KEEL FROM DAMAGING PILE POINT.
214	WATER KEEL SHALL BE DRIVEN TO FULL DEPTH WITH
215	WATER KEEL (SQUARED MODEL NUMBER 1000) TO PREVENT
216	WATER KEEL FROM DAMAGING PILE POINT.
217	WATER KEEL SHALL BE DRIVEN TO FULL DEPTH WITH
218	WATER KEEL (SQUARED MODEL NUMBER 1000) TO PREVENT
219	WATER KEEL FROM DAMAGING PILE POINT.
220	WATER KEEL SHALL BE DRIVEN TO FULL DEPTH WITH
221	WATER KEEL (SQUARED MODEL NUMBER 1000) TO PREVENT
222	WATER KEEL FROM DAMAGING PILE POINT.
223	WATER KEEL SHALL BE DRIVEN TO FULL DEPTH WITH
224	WATER KEEL (SQUARED MODEL NUMBER 1000) TO PREVENT
225	WATER KEEL FROM DAMAGING PILE POINT.
226	WATER KEEL SHALL BE DRIVEN TO FULL DEPTH WITH
227	WATER KEEL (SQUARED MODEL NUMBER 1000) TO PREVENT
228	WATER KEEL FROM DAMAGING PILE POINT.
229	WATER KEEL SHALL BE DRIVEN TO FULL DEPTH WITH
230	WATER KEEL (SQUARED MODEL NUMBER 1000) TO PREVENT
231	WATER KEEL FROM DAMAGING PILE POINT.
232	WATER KEEL SHALL BE DRIVEN TO FULL DEPTH WITH
233	WATER KEEL (SQUARED MODEL NUMBER 1000) TO PREVENT
234	WATER KEEL FROM DAMAGING PILE POINT.
235	WATER KEEL SHALL BE DRIVEN TO FULL DEPTH WITH
236	WATER KEEL (SQUARED MODEL NUMBER 1000) TO PREVENT
237	WATER KEEL FROM DAMAGING PILE POINT.
238	WATER KEEL SHALL BE DRIVEN TO FULL DEPTH WITH
239	WATER KEEL (SQUARED MODEL NUMBER 1000) TO PREVENT
240	WATER KEEL FROM DAMAGING PILE POINT.
241	WATER KEEL SHALL BE DRIVEN TO FULL DEPTH WITH
242	WATER KEEL (SQUARED MODEL NUMBER 1000) TO PREVENT
243	WATER KEEL FROM DAMAGING PILE POINT.
244	WATER KEEL SHALL BE DRIVEN TO FULL DEPTH WITH
245	WATER KEEL (SQUARED MODEL NUMBER 1000) TO PREVENT
246	WATER KEEL FROM DAMAGING PILE POINT.
247	WATER KEEL SHALL BE DRIVEN TO FULL DEPTH WITH
248	WATER KEEL (SQUARED MODEL NUMBER 1000) TO PREVENT
249	WATER KEEL FROM DAMAGING PILE POINT.
250	WATER KEEL SHALL BE DRIVEN TO FULL DEPTH WITH
251	WATER KEEL (SQUARED MODEL NUMBER 1000) TO PREVENT
252	WATER KEEL FROM DAMAGING PILE POINT.
253	WATER KEEL SHALL BE DRIVEN TO FULL DEPTH WITH
254	WATER KEEL (SQUARED MODEL NUMBER 1000) TO PREVENT
255	WATER KEEL FROM DAMAGING PILE POINT.
256	WATER KEEL SHALL BE DRIVEN TO FULL DEPTH WITH
257	WATER KEEL (SQUARED MODEL NUMBER 1000) TO PREVENT
258	WATER KEEL FROM DAMAGING PILE POINT.
259	WATER KEEL SHALL BE DRIVEN TO FULL DEPTH WITH
260	WATER KEEL (SQUARED MODEL NUMBER 1000) TO PREVENT
261	WATER KEEL FROM DAMAGING PILE POINT.
262	WATER KEEL SHALL BE DRIVEN TO FULL DEPTH WITH
263	WATER KEEL (SQUARED MODEL NUMBER 1000) TO PREVENT
264	WATER KEEL FROM DAMAGING PILE POINT.
265	WATER KEEL SHALL BE DRIVEN TO FULL DEPTH WITH
266	WATER KEEL (SQUARED MODEL NUMBER 1000) TO PREVENT
267	WATER KEEL FROM DAMAGING PILE POINT.
268	WATER KEEL SHALL BE DRIVEN TO FULL DEPTH WITH
269	WATER KEEL (SQUARED MODEL NUMBER 1000) TO PREVENT
270	WATER KEEL FROM DAMAGING PILE POINT.
271	WATER KEEL SHALL BE DRIVEN TO FULL DEPTH WITH
272	WATER KEEL (SQUARED MODEL NUMBER 1000) TO PREVENT
273	WATER KEEL FROM DAMAGING PILE POINT.
274	WATER KEEL SHALL BE DRIVEN TO FULL DEPTH WITH
275	WATER KEEL (SQUARED MODEL NUMBER 1000) TO PREVENT
276	WATER KEEL FROM DAMAGING PILE POINT.
277	WATER KEEL SHALL BE DRIVEN TO FULL DEPTH WITH
278	WATER KEEL (SQUARED MODEL NUMBER 1000) TO PREVENT
279	WATER KEEL FROM DAMAGING PILE POINT.
280	WATER KEEL SHALL BE DRIVEN TO FULL DEPTH WITH
281	WATER KEEL (SQUARED MODEL NUMBER 1000) TO PREVENT
282	WATER KEEL FROM DAMAGING PILE POINT.
283	WATER KEEL SHALL BE DRIVEN TO FULL DEPTH WITH
284	WATER KEEL (SQUARED MODEL NUMBER 1000) TO PREVENT
285	WATER KEEL FROM DAMAGING PILE POINT.
286	WATER KEEL SHALL BE DRIVEN TO FULL DEPTH WITH
287	WATER KEEL (SQUARED MODEL NUMBER 1000) TO PREVENT
288	WATER KEEL FROM DAMAGING PILE POINT.
289	WATER KEEL SHALL BE DRIVEN TO FULL DEPTH WITH
290	WATER KEEL (SQUARED MODEL NUMBER 1000) TO PREVENT
291	WATER KEEL FROM DAMAGING PILE POINT.
292	WATER KEEL SHALL BE DRIVEN TO FULL DEPTH WITH
293	WATER KEEL (SQUARED MODEL NUMBER 1000) TO PREVENT
294	WATER KEEL FROM DAMAGING PILE POINT.
295	WATER KEEL SHALL BE DRIVEN TO FULL DEPTH WITH
296	WATER KEEL (SQUARED MODEL NUMBER 1000) TO PREVENT
297	WATER KEEL FROM DAMAGING PILE POINT.
298	WATER KEEL SHALL BE DRIVEN TO FULL DEPTH WITH
299	WATER KEEL (SQUARED MODEL NUMBER 1000) TO PREVENT
300	WATER KEEL FROM DAMAGING PILE POINT.
301	WATER KEEL SHALL BE DRIVEN TO FULL DEPTH WITH
302	WATER KEEL (SQUARED MODEL NUMBER 1000) TO PREVENT
303	WATER KEEL FROM DAMAGING PILE POINT.
304	WATER KEEL SHALL BE DRIVEN TO FULL DEPTH WITH
305	WATER KEEL (SQUARED MODEL NUMBER 1000) TO PREVENT
306	WATER KEEL FROM DAMAGING PILE POINT.
307	WATER KEEL SHALL BE DRIVEN TO FULL DEPTH WITH
308	WATER KEEL (SQUARED MODEL NUMBER 1000) TO PREVENT
309	WATER KEEL FROM DAMAGING PILE POINT.
310	WATER KEEL SHALL BE DRIVEN TO FULL DEPTH WITH
311	WATER KEEL (SQUARED MODEL NUMBER 1000) TO PREVENT
312	WATER KEEL FROM DAMAGING PILE POINT.
313	WATER KEEL SHALL BE DRIVEN TO FULL DEPTH WITH
314	WATER KEEL (SQUARED MODEL NUMBER 1000) TO PREVENT
315	WATER KEEL FROM DAMAGING PILE POINT.
316	WATER KEEL SHALL BE DRIVEN TO FULL DEPTH WITH
317	WATER KEEL (SQUARED MODEL NUMBER 1000) TO PREVENT
318	WATER KEEL FROM DAMAGING PILE POINT.
319	WATER KEEL SHALL BE DRIVEN TO FULL DEPTH WITH
320	WATER KEEL (SQUARED MODEL NUMBER 1000) TO PREVENT
321	WATER KEEL FROM DAMAGING PILE POINT.
322	WATER KEEL SHALL BE DRIVEN TO FULL DEPTH WITH
323	WATER KEEL (SQUARED MODEL NUMBER 1000) TO PREVENT
324	WATER KEEL FROM DAMAGING PILE POINT.
325	WATER KEEL SHALL BE DRIVEN TO FULL DEPTH WITH
326	WATER KEEL (SQUARED MODEL NUMBER 1000) TO PREVENT
327	WATER KEEL FROM DAMAGING PILE POINT.
328	WATER KEEL SHALL BE DRIVEN TO FULL DEPTH WITH
329	WATER KEEL (SQUARED MODEL NUMBER 1000) TO PREVENT
330	WATER KEEL FROM DAMAGING PILE POINT.
331	WATER KEEL SHALL BE DRIVEN TO FULL DEPTH WITH
332	WATER KEEL (SQUARED MODEL NUMBER 1000) TO PREVENT
333	WATER KEEL FROM DAMAGING PILE POINT.
334	WATER KEEL SHALL BE DRIVEN TO FULL DEPTH WITH
335	WATER KEEL (SQUARED MODEL NUMBER 1000) TO PREVENT
336	WATER KEEL FROM DAMAGING PILE POINT.
337	WATER KEEL SHALL BE DRIVEN TO FULL DEPTH WITH
338	WATER KEEL (SQUARED MODEL NUMBER 1000) TO PREVENT
339	WATER KEEL FROM DAMAGING PILE POINT.
340	WATER KEEL SHALL BE DRIVEN TO FULL DEPTH WITH
341	WATER KEEL (SQUARED MODEL NUMBER 1000) TO PREVENT
342	WATER KEEL FROM DAMAGING PILE POINT.
343	WATER KEEL SHALL BE DRIVEN TO FULL DEPTH WITH
344	WATER KEEL (SQUARED MODEL NUMBER 1000) TO PREVENT
345	WATER KEEL FROM DAMAGING PILE POINT.
346	WATER KEEL SHALL BE DRIVEN TO FULL DEPTH WITH
347	WATER KEEL (SQUARED MODEL NUMBER 1000) TO PREVENT
348	WATER KEEL FROM DAMAGING PILE POINT.
349	WATER KEEL SHALL BE DRIVEN TO FULL DEPTH WITH
350	WATER KEEL (SQUARED MODEL NUMBER 1000) TO PREVENT
351	WATER KEEL FROM DAMAGING PILE POINT.
352	WATER KEEL SHALL BE DRIVEN TO FULL DEPTH WITH
353	WATER KEEL (SQUARED MODEL NUMBER 1000) TO PREVENT
354	WATER KEEL FROM DAMAGING PILE POINT.
355	WATER KEEL SHALL BE DRIVEN TO FULL DEPTH WITH
356	WATER KEEL (SQUARED MODEL NUMBER 1000) TO PREVENT
357	WATER KEEL FROM DAMAGING PILE POINT.
358	WATER KEEL SHALL BE DRIVEN TO FULL DEPTH WITH
359	WATER KEEL (SQUARED MODEL NUMBER 1000) TO PREVENT
360	WATER KEEL FROM DAMAGING PILE POINT.
361	WATER KEEL SHALL BE DRIVEN TO FULL DEPTH WITH
362	WATER KEEL (SQUARED MODEL NUMBER 1000) TO PREVENT
363	WATER KEEL FROM DAMAGING PILE POINT.
364	WATER KEEL SHALL BE DRIVEN TO FULL DEPTH WITH
365	WATER KEEL (SQUARED MODEL NUMBER 1000) TO PREVENT
366	WATER KEEL FROM DAMAGING PILE POINT.
367	WATER KEEL SHALL BE DRIVEN TO FULL DEPTH WITH
368	WATER KEEL (SQUARED MODEL NUMBER 1000) TO PREVENT
369	WATER KEEL FROM DAMAGING PILE POINT.
370	WATER KEEL SHALL BE DRIVEN TO FULL DEPTH WITH
371	WATER KEEL (SQUARED MODEL NUMBER 1000) TO PREVENT
372	WATER KEEL FROM DAMAGING PILE POINT.
373	WATER KEEL SHALL BE DRIVEN TO FULL DEPTH WITH
374	WATER KEEL (SQUARED MODEL NUMBER 1000) TO PREVENT
375	WATER KEEL FROM DAMAGING PILE POINT.
376	WATER KEEL SHALL BE DRIVEN TO FULL DEPTH WITH
377	WATER KEEL (SQUARED MODEL NUMBER 1000) TO PREVENT
378	WATER KEEL FROM DAMAGING PILE POINT.
379	WATER KEEL SHALL BE DRIVEN TO FULL DEPTH WITH
380	WATER KEEL (SQUARED MODEL NUMBER 1000) TO PREVENT
381	WATER KEEL FROM DAMAGING PILE POINT.
382	WATER KEEL SHALL BE DRIVEN TO FULL DEPTH WITH
383	WATER KEEL (SQUARED MODEL NUMBER 1000) TO PREVENT
384	WATER KEEL FROM DAMAGING PILE POINT.
385	WATER KEEL SHALL BE DRIVEN TO FULL DEPTH WITH
386	WATER KEEL (SQUARED MODEL NUMBER 1000) TO PREVENT
387	WATER KEEL FROM DAMAGING PILE POINT.
388	WATER KEEL SHALL BE DRIVEN TO FULL DEPTH WITH
389	WATER KEEL (SQUARED MODEL NUMBER 1000) TO PREVENT
390	WATER KEEL FROM DAMAGING PILE POINT.
391	WATER KEEL SHALL BE DRIVEN TO FULL DEPTH WITH
392	WATER KEEL (SQUARED MODEL NUMBER 1000) TO PREVENT
393	WATER KEEL FROM DAMAGING PILE POINT.
394	WATER KEEL SHALL BE DRIVEN TO FULL DEPTH WITH
395	WATER KEEL (SQUARED MODEL NUMBER 1000) TO PREVENT
396	WATER KEEL FROM DAMAGING PILE POINT.
397	WATER KEEL SHALL BE DRIVEN TO FULL DEPTH WITH
398	WATER KEEL (SQUARED MODEL NUMBER 1000) TO PREVENT
399	WATER KEEL FROM DAMAGING PILE POINT.
400	WATER KEEL SHALL BE DRIVEN TO FULL DEPTH WITH
401	WATER KEEL (SQUARED MODEL NUMBER 1000) TO PREVENT
402	WATER KEEL FROM DAMAGING PILE POINT.
403	WATER KEEL SHALL BE DRIVEN TO FULL DEPTH WITH

