

## S.W.O.T. Threats

- Water resources (SAWS & Eagle Ford) (3)  
Drought/quality/access
- Competition with neighboring cities (*example?*)
- Drugs, gangs & graffiti (*how serious?*)
- Lack of vision/master plan
- Lack of interest
- Hidden agendas (*elaborate - what type?*)
- Loss of City employees (*turnover or recruiting?*)
- Traffic/parking (*where? when?*)

Draft Statements from Pleasanton  
Visioning July 23, 2011

7

## Citizens' VISION Elements

from July 23, 2011

- People friendly rural community
- Family oriented w/family gathering places
- Small town atmosphere
- More community involvement
- Higher educational standards (*opportunity?*)
- First class community center

Draft Statements from Pleasanton  
Visioning July 23, 2011

8

## Citizens' VISION Elements

from July 23, 2011 (continued)

- Strong leadership with unified vision
- Business friendly (*community?*)
- Develop downtown that's visually appealing (*attractive?*) for tourism/visitors (*residents & visitors?*)
- Adequate & sustainable water supply
- Improved infrastructure

Draft Statements from Pleasanton  
Visioning July 23, 2011

9

## Draft Alternative A Vision for Pleasanton (narrative)

*In the future, we envision Pleasanton will still be a friendly, rural community with many family gathering places where every citizen is involved in social and political activities; all citizens receive the level of education that they desire; local leaders are developed and nurtured; where all types of businesses are welcomed; where growth can occur throughout the City with adequate infrastructure; and it will be an attractive place for its citizens and visitors.*

City of Pleasanton

10

## Draft Alternative A

### Vision for Pleasanton (bullets)

*In the future, we envision Pleasanton will continue to be a friendly, rural community, where:*

- *There are many family gathering places,*
- *Every citizen is involved in social & political activities;*
- *All citizens receive the level of education that they desire; Local leaders are developed and nurtured;*
- *All types of businesses are welcomed;*
- *Growth can occur throughout the City with adequate infrastructure; and*
- *It is a very attractive place for its citizens and visitors.*

City of Pleasanton

11

## Draft Alternative B

### Vision for Pleasanton (narrative)

*By 2025, the City of Pleasanton will be an attractive place for all residents and visitors because of it's friendly small town atmosphere and rural flavor; the City will be characterized as a place where its residents can enjoy life through quality education, civic involvement, family activities, pleasant neighborhoods and community facilities; plenty of local jobs will be available through growth and businesses that have been welcomed and served with well-planned and placed water supply and other infrastructure; the City's growth will have been anticipated and preparation will be based on a master plan developed by and participation from all interested Pleasanton citizens and leaders.*

City of Pleasanton

12

## Draft Alternative B Vision for Pleasanton (bullets)

*By 2025, the City of Pleasanton will continue to be:*

- *An attractive place for all residents and visitors*
- *A friendly small town atmosphere with rural flavor;*
- *Characterized as a place where residents can enjoy life through:*
  - *quality education,*
  - *civic involvement,*
  - *family activities,*
  - *pleasant neighborhoods, and*
  - *community facilities;*
- *A place of abundant local jobs available through growth*
- *Businesses that have been welcomed and accommodated*
- *Served with well-planned and placed water supply and other infrastructure;*
- *A place where growth has been anticipated and*
- *Preparation is based on a master plan developed by, and participation from all interested Pleasanton citizens and leaders.*

City of Pleasanton

13

## Citizens' DRAFT GOALS

from July 23, 2011

- **Master Plan.** To prepare a Master Plan for future development.
- **Visual Appeal.** To become a visually-appealing city, starting with Downtown.
- **Economic Development.** To be known as a city that promotes economic development.
- **Fiscally Responsible.** To foster & maintain prosperity through fiscal responsibility.
- **Jobs.** To reduce unemployment with local jobs.
- **Small Town Atmosphere.** To maintain a small-town/rural atmosphere.
- **Public Participation.** To increase public involvement/participation.
- **Public Facilities.** To provide excellent public facilities (parks).

Draft Statements from Pleasanton  
Visioning July 23, 2011

14



## Citizens' DRAFT GOALS

from July 23, 2011 (continued)

- **Infrastructure**. To provide excellent public utilities and infrastructure.
- **Community Services**. To provide accessible community services for youth & elderly.
- **Recreation**. To develop river recreation with parks.
- **Education**. To improve education at all levels.
- **Downtown**. To provide a walkable Downtown w/diverse business mix.
- **Housing**. To encourage more housing & improve existing housing.
- **Attitude Toward Development**. To be known as a city w/user-friendly development regulations.

Draft Statements from Pleasanton  
Visioning July 23, 2011

15

## Goals vs Objectives

Goals are broad	Objectives are narrow
Goals are general intentions	Objectives are precise
Goals are intangible	Objective are tangible
Goals are abstract	Objectives are concrete
Goals are based on ideas	Objectives are based on fact
Goals are longer term	Objectives are shorter term
Goals are the purpose	Objectives are the target
Goals can't be validated as is	Objectives can be validated

City of Pleasanton

16

## Citizens' DRAFT OBJECTIVES

- Write one or more objectives that identify more specifically what will need to be accomplished in order to achieve each goal.
- Each goal could have several thoughts that should be addressed through your objectives.

City of Pleasanton

17

## Action Words for Objectives

- |                         |               |                            |
|-------------------------|---------------|----------------------------|
| • Adopt and enforce     | • Facilitate  | • Prepare                  |
| • Allow                 | • Foster      | • Preserve                 |
| • Assure                | • Guide       | • Prevent                  |
| • Cooperate with        | • Incorporate | • Promote                  |
| • Continue              | • Increase    | • Protect                  |
| • Designate             | • Implement   | • Provide for              |
| • Develop               | • Improve     | • Pursue                   |
| • Discourage            | • Integrate   | • Recognize                |
| • Eliminate and prevent | • Link        | • Regulate                 |
| • Encourage             | • Maintain    | • Require                  |
| • Enhance               | • Manage      | • Review                   |
| • Evaluate              | • Maximize    | • Revitalize               |
| • Expand                | • Minimize    | • Support the provision of |
| • Ensure                | • Monitor     | • Seek to                  |
| • Establish             | • Participate | • Sustain                  |
|                         | • Plan for    | • Work with                |

City of Pleasanton

18

## Goal: To prepare a **Master Plan** for future development

### Objectives:

- Advertise immediately to engage professional services with the goal of having a Plan completed within 6 months
- Identify path to get a Master Plan
- Identify timeline to build plan
- Identify execution strategy for Master Plan

## Goal: To become a **Visually-Appealing** city, starting w/downtown

### Objectives

- Strengthen City Codes (immediate Code Review)
- Strict Code Enforcement (Review Policies)
- Focus on historic preservation and adaptive re-use
- Facilitate appropriate parking schemes near public facilities/downtown
- Enhance Hwy 281 & 97 entrances into city (clean up, lighting & signage)
- Dark sky ordinance – consider
- Consider sign ordinance

## **Goal: To maintain a Small Town/Rural Atmosphere**

### Objectives:

- Develop a Growth Management Plan
- Identify Commercial/Industrial “nodes”
- Improve public facilities
- Advocate for pedestrian friendly environment
- Identify hiking, biking walking trails in concert with various community groups & AACOG
- Preserve our Live Oaks

City of Pleasanton

21

## **Goal: To provide a walkable Downtown with diverse business mix**

### Objectives:

- Develop a Downtown Master Plan
- Encourage mixed-use development of a distinct downtown area
- Provide for a pedestrian-friendly and\ accessible environment
- Encourage youth and family-friendly venues and activities in the downtown
- Identify and support downtown stakeholders and public spaces
- Consider “naming opportunities” and grants (Main Street projects)

City of Pleasanton

22

## Goal: To be known as a city that promotes **Economic Development**

### Objectives:

- Create tangible business incentives
- Hire an Econ Dev Director
- Create an econ dev budget
- Actively plan for business retention
- Utilize current resources to assist business start-up/success
- Network with local/state/federal efforts
- Work closely with community college

City of Pleasanton

23

## Goal: To reduce unemployment with local **Jobs**

### Objectives:

- Conduct annual job fair
- Ensure local schools offer specialized training
- Actively target specialized companies
- Develop a local business directory
- Job incubators (create)
- Diversify types of jobs available
- Encourage high schools to provide technical training

City of Pleasanton

24

## Goal: To foster & maintain prosperity through **Fiscal Responsibility**

### Objectives:

- Hire a finance director
- Ensure public investments/improvements are wise
- Active monitoring of budget

City of Pleasanton

25

## Goal: To increase **Public Participation/involvement**

### Objectives:

- Disseminate information through churches
- Utilize social media
- Go to coffee shops; Reach out to community
- Encourage more City Commission public conversations
- Educate that people have the power to make differences
- Foster community groups in existing venues (e.g. churches)
- Schools, young leaders, FFA's, the Leo Club – Integrate into public participation process
- Use media (newspaper, etc) for public interest columns with regular and guest writers
- Expand media opportunities: KBOP or low power radio/interactive website

## **Goal: To provide excellent for Public Facilities (parks)**

### Objectives:

- Actively maintain playgrounds
- Incorporate more trails
- Increase police presence in parks
- Finish community center/library project
- Identify existing facilities and need for new facilities
- Upgrade and maintain park restroom facilities
- Better security to reduce vandalism at park
- Create management plan for city facilities
- Integrate student projects (Boy/Girl Scouts, 4H Clubs) into community service efforts
- "Adopt a Park" program

City of Pleasanton

27

## **Goal: To provide excellent public utilities and Infrastructure**

### Objectives:

- Develop a Capital Improvements Program (CIP)
- Create a "drainage plan"
- Provide telecommunications to support 21<sup>st</sup> Century expectations for businesses and individuals throughout town

City of Pleasanton

28

## Goal: To provide accessible **Community Services** for youth & elderly

### Objectives:

- Incorporate recreation time for the elderly at the new community center
- Create a food bank at the community center
- Establishment of a virtual visitor's information center
- Provide public facilities (i.e. public restrooms)

City of Pleasanton

29

## Goal: To develop river **Recreation** with parks

### Objectives:

- Erect bridge to connect opposite banks of river
- Create walking trails in the towns 2 parks
- Create a Parks and Rec. Plan (Master Plan)
- Create a plan for riverfront recreational development
- Heat and provide pool (at least small therapeutic pool)
- Build partnerships to make above happen
- Provide walking paths in park & physical fitness stops
- Clean up River access and river
- Provide safe feeling environment

City of Pleasanton

30



## Goal: To improve **Education** at all levels

### Objectives:

- Actively improve working relationship between school district and City
- Provide adult education programs
- Work in conjunction with school board, higher education and TWC in developing common interests
- Raise education standards and accreditation levels ASAP
- Advocate for higher standards
- Parental involvement not the only answer
- Expand private schools & charter schools
- Need quality private secondary schools in reach
- Explore and expand mentoring programs

City of Pleasanton

31

## Goal: To encourage more **Housing** & improve existing housing

### Objectives:

- Partner with other orgs to provide lower-income housing (i.e. Habitat for Humanity)
- Implement regulations to assist in the development and improvement of housing
- Provide more and different types of housing
- For senior citizens and others
- Apartments and rental
- Affordable are needed

City of Pleasanton

32

## Goal: To be known as a city with **User-Friendly** development regulations.

### Objectives:

- Prepare user-friendly guidelines for building, improvement and development
- Finalize subdivision ordinances
- Enforce all ordinances equally
- Encourage zoning and planning
- Promote responsible development
- Promote landscape development
- Expect high quality development
- Develop savvy negotiation skills to create win-win situations

City of Pleasanton

33

## Next Steps: **Open House**

(Date to be determined)

### Present **Vision Statement**

- Review emerging trends & issues
- Review Areas of Concern
- Discussion of Vision

### Present **Action Plan**

- Review Community Goals and Objectives.
- Review Actions to address trends & issues
- Review Actions to address Areas of Concern
- Discuss recommended Action Plan

City of Pleasanton

34



# *Appendix B*

Shift-Share Analysis



## ALAMO (20) : 1st Qtr 1990 - 4th Qtr 2011

NAICS	Industry Title	Employment				% Chg Loc Emp	Nat'l Share	Indust Mix	Local Share	Abs Chg	Avg Weekly Wage
		Local		National							
		1st Qtr 1990	4th Qtr 2011	1st Qtr 1990	4th Qtr 2011						4th Qtr 2011
722	Food Services and Drinking Places	33851	83319	6055234	9628287	146	7798	12177	29493	49468	\$320.28
621	Ambulatory Health Care Services	16924	60132	2894934	6216036	255	3899	15517	23793	43208	\$954.89
611	Educational Services	54398	94114	8916000	12627394	73	12531	10113	17072	39716	\$768.79
561	Administrative and Support Services	20612	53684	4068477	7544875	160	4748	12864	15460	33072	\$606.00
541	Professional and Technical Services	19675	42005	4830686	7777800	113	4532	7471	10327	22330	\$1,437.45
622	Hospitals	22725	33824	4291308	5701293	49	5235	2232	3632	11099	\$871.25
623	Nursing and Residential Care Facilities	9649	19451	1857164	3171539	102	2223	4606	2973	9802	\$514.17
939	Local Gov't	24813	34564	4085020	5442294	39	5716	2528	1507	9751	\$964.22
551	Management of Companies and Enterprises	158	9574	1007180	1928528	5959	36	108	9271	9416	\$3,033.17
624	Social Assistance	5640	14543	1064586	2534816	158	1299	6490	1114	8903	\$423.47
493	Warehousing and Storage	326	4677	312873	663805	1335	75	291	3985	4351	\$759.18
713	Amusement, Gambling & Recreation Industries	4386	8365	727559	1304267	91	1010	2466	502	3979	\$348.30
444	Building Material & Garden Supply Stores	4317	7759	884789	1127010	80	994	187	2260	3442	\$562.18
523	Financial Investment & Related Activities	1357	4302	501268	820794	217	313	552	2080	2945	\$1,597.73
446	Health and Personal Care Stores	3038	5751	803556	1011358	89	700	86	1927	2713	\$657.46
488	Support Activities for Transportation	657	3109	369457	571403	373	151	208	2093	2452	\$997.77
443	Electronics and Appliance Stores	1937	3654	404690	533200	89	446	169	1102	1717	\$641.21
813	Membership Organizations & Associations	3409	4989	1015343	1310900	46	785	207	588	1580	\$565.41
492	Couriers and Messengers	1580	2835	343405	551167	79	364	592	299	1255	\$836.52
562	Waste Management and Remediation Services	612	1713	260811	364173	180	141	102	858	1101	\$943.94
712	Museums, Parks and Historical Sites	426	1227	66398	129482	188	98	307	396	801	\$565.61
485	Transit and Ground Passenger Transportation	751	1301	295907	449902	73	173	218	159	550	\$456.34
512	Motion Picture & Sound Recording Industries	883	1383	286566	364264	57	203	36	261	500	\$669.89
115	Agriculture & Forestry Support Activities	234	421	226446	338143	80	54	62	72	187	\$410.46
238	Specialty Trade Contractors	12542	24575	2887834	3504905	96	2889	-209	9353	12033	\$825.40
522	Credit Intermediation & Related Activities	14718	25721	2533884	2556931	75	3390	-3257	10869	11003	\$933.41
524	Insurance Carriers & Related Activities	16214	23568	1912051	2048522	45	3735	-2578	6197	7354	\$1,304.36
336	Transportation Equipment Manufacturing	4503	11460	2159906	1414313	154	1037	-2592	8511	6957	\$1,059.14
423	Merchant Wholesalers, Durable Goods	9796	16547	2581748	2790262	69	2257	-1465	5960	6751	\$1,174.31
721	Accommodation	9681	14978	1541383	1758972	55	2230	-863	3930	5297	\$473.57
518	ISPs, Search Portals, & Data Processing	1160	6075	265528	247386	424	267	-346	4994	4915	\$1,577.56
236	Construction of Buildings	6883	11495	1287773	1236066	67	1586	-1862	4888	4612	\$1,119.81
441	Motor Vehicle and Parts Dealers	9829	13971	1525280	1699449	42	2264	-1142	3020	4142	\$959.64
811	Repair and Maintenance	5681	9106	1016549	1168761	60	1309	-458	2574	3425	\$665.42
929	State Gov't	5065	7979	2112458	2272469	58	1167	-783	2530	2914	\$807.73
448	Clothing and Clothing Accessories Stores	7962	10447	1338986	1461125	31	1834	-1108	1759	2485	\$352.03
531	Real Estate	7043	9451	1142021	1391076	34	1622	-86	872	2408	\$766.03
237	Heavy and Civil Engineering Construction	4126	6450	726916	846750	56	950	-270	1644	2324	\$993.93
445	Food and Beverage Stores	17972	20091	2640515	2864096	12	4140	-2618	597	2119	\$459.83
424	Merchant Wholesalers, Nondurable Goods	8531	10496	1666735	1950858	23	1965	-511	511	1965	\$1,013.39
311	Food Manufacturing	5986	7875	1463807	1464095	32	1379	-1378	1888	1889	\$777.28
451	Sporting Goods/Hobby/Book/Music Stores	2188	3760	534999	618901	72	504	-161	1229	1572	\$357.26
454	Nonstore Retailers	1038	2503	474119	450544	141	239	-291	1517	1465	\$765.15
532	Rental and Leasing Services	2980	4429	530707	501636	49	686	-850	1612	1449	\$875.45
484	Truck Transportation	4613	6038	1125536	1324084	31	1063	-249	611	1425	\$825.07
453	Miscellaneous Store Retailers	3854	5242	732371	806770	36	888	-496	996	1388	\$423.20
812	Personal and Laundry Services	7908	9280	1109869	1294796	17	1822	-504	54	1372	\$449.71
442	Furniture and Home Furnishings Stores	2232	3464	437025	451175	55	514	-442	1160	1232	\$617.07
515	Broadcasting (except Internet)	1999	3135	282354	287186	57	460	-426	1102	1136	\$1,040.06
525	Funds, Trusts & Other Financial Vehicles	603	1382	77440	87930	129	139	-57	697	779	\$1,219.37
321	Wood Product Manufacturing	519	1177	573009	335304	127	120	-335	873	658	\$644.97
211	Oil and Gas Extraction	1097	1612	189955	177341	47	253	-326	588	515	\$3,357.31
447	Gasoline Stations	5306	5801	920628	825574	9	1222	-1770	1043	495	\$364.11
325	Chemical Manufacturing	1248	1681	1013671	782566	35	287	-572	718	433	\$1,215.91
312	Beverage & Tobacco Product Manufacturing	1738	2054	213934	187598	18	400	-614	530	316	\$842.24
332	Fabricated Metal Product Manufacturing	3610	3911	1591902	1365846	8	832	-1344	814	301	\$873.50
221	Utilities	1037	1236	741812	548704	19	239	-509	469	199	\$1,294.86
114	Fishing, Hunting and Trapping	113	123	12183	8635	9	26	-59	43	10	\$668.11
481	Air Transportation	1487	1285	491527	457341	-14	343	-446	-99	-202	\$1,414.15
425	Electronic Markets and Agents/Brokers	3437	3114	882399	861183	-9	792	-874	-240	-323	\$1,205.01
212	Mining (except Oil and Gas)	1413	817	292124	220029	-42	325	-674	-247	-596	\$1,015.06
314	Textile Product Mills	1373	703	226638	117280	-49	316	-979	-7	-670	\$685.91
511	Publishing Industries	3380	2617	864676	740238	-23	779	-1265	-277	-763	\$988.25
333	Machinery Manufacturing	3314	2095	1417827	1072179	-37	763	-1571	-411	-1219	\$884.03
316	Leather and Allied Product Manufacturing	1685	188	129265	29735	-49	388	-1686	-200	-1497	\$508.01
517	Telecommunications	6874	5043	997860	877640	-27	1583	-2412	-1003	-1831	\$1,379.59
315	Apparel Manufacturing	4305	133	965239	150277	-97	992	-4626	-537	-4172	\$547.72
711	Performing Arts and Spectator Sports	6892	1642	578174	397226	-76	1588	-3745	-3093	-5250	\$1,275.55
919	Federal Gov't	40885	32691	2322670	2219450	-20	9418	-11235	-6377	-8194	\$1,320.27



452 General Merchandise Stores	17496	21540	2558446	3275717	23	4030	875	-861	4044	\$408.83
814 Private Households	2189	4244	259596	639852	94	504	2702	-1151	2055	\$311.07
213 Support Activities for Mining	735	1583	161002	370849	115	169	789	-110	848	\$1,260.21
111 Crop Production	1222	1424	424823	532311	17	282	28	-107	202	\$573.55
324 Petroleum & Coal Products Manufactu	199	189	148769	111990	-5	46	-95	39	-10	\$1,301.18
337 Furniture and Related Product Mfg	1820	1729	645676	346830	-5	419	-1262	751	-91	\$637.65
322 Paper Manufacturing	695	593	651137	383896	-15	160	-445	183	-102	\$796.49
486 Pipeline Transportation	779	668	63204	43427	-14	179	-423	133	-111	\$2,860.65
335 Electrical Equipment and Appliances	672	529	624897	366745	-21	155	-432	135	-143	\$1,073.67
112 Animal Production	990	818	145913	232437	-17	228	359	-759	-172	\$571.83
326 Plastics & Rubber Products Manufact	1437	1199	768434	634666	-17	331	-581	12	-238	\$844.15
334 Computer and Electronic Product Mfg	2303	2005	1908324	1102503	-13	531	-1503	674	-298	\$1,357.47
331 Primary Metal Manufacturing	1397	1090	674420	396033	-22	322	-898	270	-307	\$1,389.47
323 Printing and Related Support Activi	2940	2553	834103	465614	-13	677	-1976	912	-387	\$880.87
327 Nonmetallic Mineral Product Mfg	2939	2430	524910	364913	-17	677	-1573	387	-509	\$934.45
339 Miscellaneous Manufacturing	3918	3274	704110	575212	-16	903	-1620	73	-644	\$795.39
491 Postal Service	4018	3312	829475	626366	-18	926	-1909	278	-706	\$1,062.61

# *Appendix C*

---

Future Land Use Map





43360

NON – SCANABLE  
PAGE

MAPS IN FILE

FOR ANY QUESTIONS

PLEASE CALL CENTRAL RECORDS

MAIN LINE (512) 936-7180



# *Appendix D*

---

CIP Projects



## City of Pleasanton

### Water System CIP Projects

Project ID	Project Name	Project Cost
W1	12" Transmission line from Halpin to North Town	\$683,274
W2A	SH 97 Corridor East - Two New Wells and Ground Storage Tank	\$2,534,500
W2B	SH 97 Corridor East - New Elevated Storage Tank	\$3,973,000
W2C	SH 97 Corridor East - 12" pipeline extension	\$432,030
W3	281N Corridor - One New Well and Ground Storage Tank	\$2,520,416
W4A	Industrial Park/281 S Well and Ground Storage Tank	\$1,849,500
W4B	Industrial Park/281 S - 1.0 MG Elevated Storage Tank	\$3,973,000
W4C	12" South Loop Connection	\$355,789
W5	12" Pipeline - FM 476 North Extension	\$279,549
W6	Upgrade pipeline along southside of Hwy 97	\$66,788
W7	Woodland Estates to Airport Road Water Improvements	\$60,992
W8	Jackson/Mansfield to SH 97 Loop	\$162,646
W9	North Town New Elevated Storage Tank	\$5,959,500
W10	Automatic Meter Reading System	\$1,164,500

### Wastewater System CIP Projects

Project ID	Project Name	Project Cost
WW1	New East Wastewater Treatment Plant & Lift Station	\$1,918,000
WW2A	First Phase Northeast Main 18" from Galvan Creek/SH 97 to FM 3006	\$628,830
WW2B	First Phase Northeast Main 18" from Galvan Creek/SH 97 to FM 3006	\$489,090
WW3	Oak Hollow Wastewater Main (probably beyond 10 year horizon)	\$524,025
WW4	Septic System Conversion in Deer Run Neighborhood	\$1,075,450
WW5	FM 476 Area Wastewater Improvements	\$206,975
WW6	Woodland Estates to Airport Road WW Improvements	\$192,780
WW7	Existing Wastewater Treatment Plant Improvements	\$3,250,125



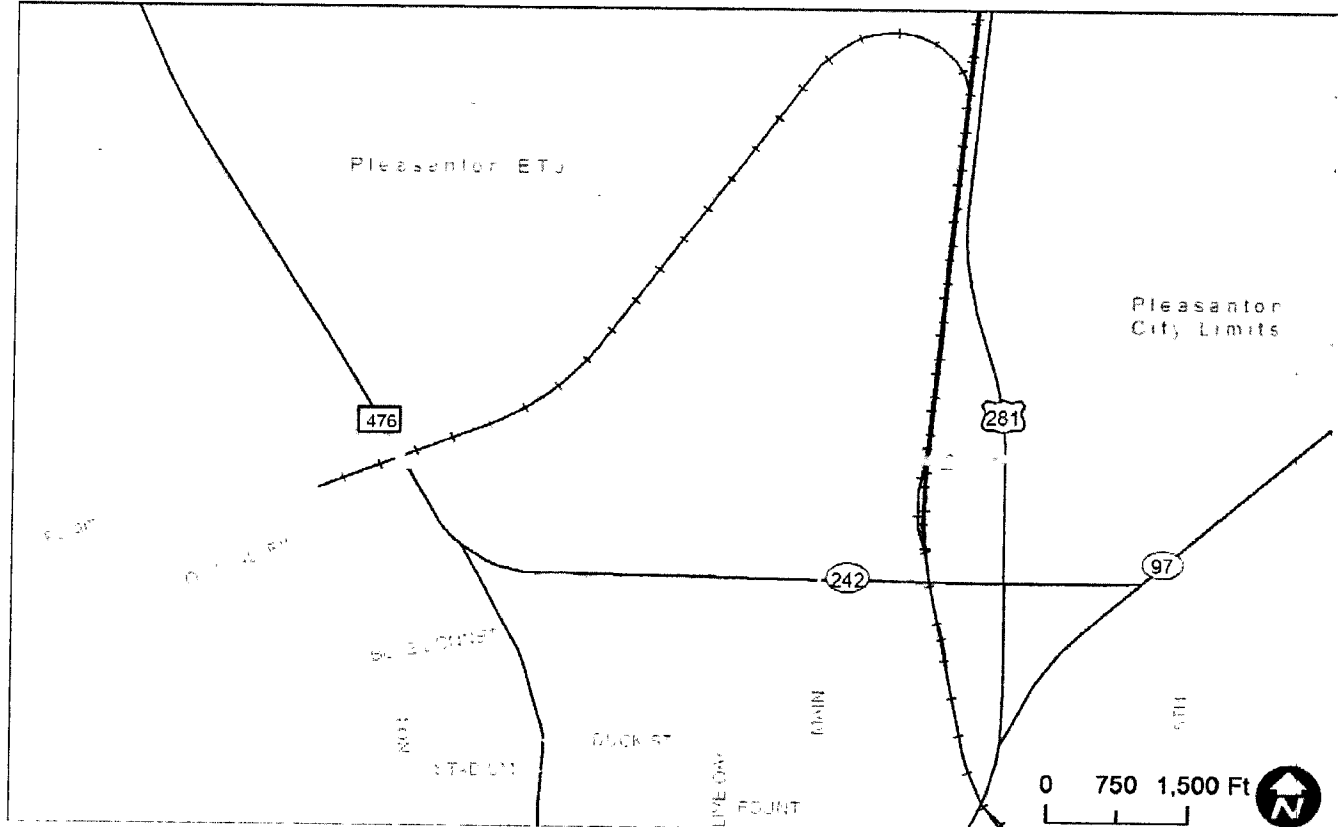
# City of Pleasanton Capital Improvements Plan - Water System

W1

**Project Name:** 12" Transmission line from Halpin to North Town  
**Project Purpose:** To provide domestic and fireflow demands to meet growth.  
**Project Cost:** \$ 683,274  
**Project Description:**

Portion of a 12" loop that connects the Halpin Rd. station to North Town, following an approximate alignment along Yosemite to Yellowstone (upgrade from 8" to 12"), along FM 476, to Haverlah Rd. and then North Town, approximately 9,400 lf.

## Project Schematic:



## Cost Estimate

Capital Cost	\$ 498,740
Contingency (20%)	\$ 99,748
Engineering/Survey/Geotech (17%)	\$ 84,786
<b>Total Estimated Project Cost*</b>	<b>\$ 683,274</b>

\* ROW/Easement/Land Acquisition costs not included





**City of Pleasanton**  
**Capital Improvements Plan - Water System**

W2A

**Project Name:** SH 97 Corridor East - Two New Wells and Ground Storage Tank

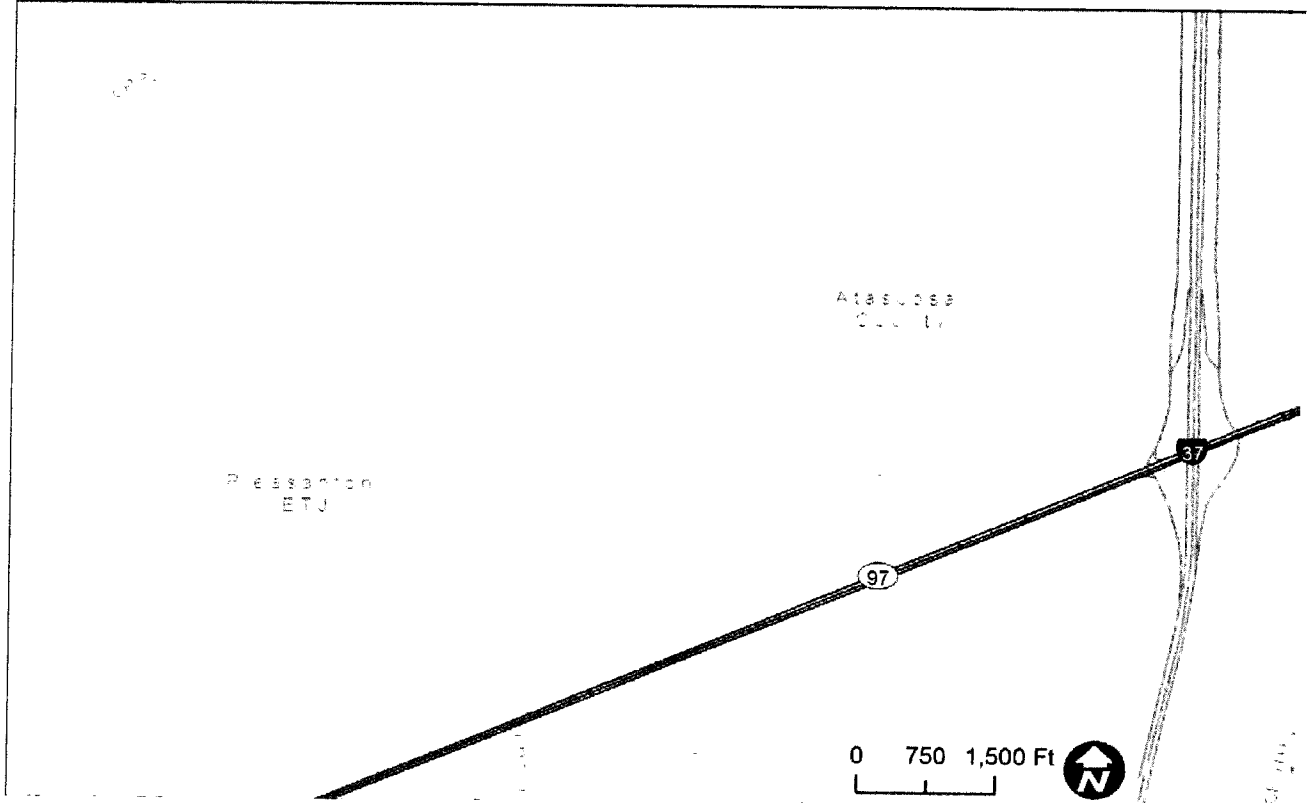
**Project Purpose:** To provide domestic and fireflow demands to meet growth.

**Project Cost:** \$ 2,534,500

**Project Description:**

New Carrizo wells (2 x 1500 gpm) and 0.5 MG GST, including coagulation treatment and yard piping.

**Project Schematic:**



**Cost Estimate**

Capital Cost	\$ 1,850,000
Contingency (20%)	\$ 370,000
Engineering/Survey/Geotech (17%)	\$ 314,500
<b>Total Estimated Project Cost*</b>	<b>\$ 2,534,500</b>

\* ROW/Easement/Land Acquisition costs not included







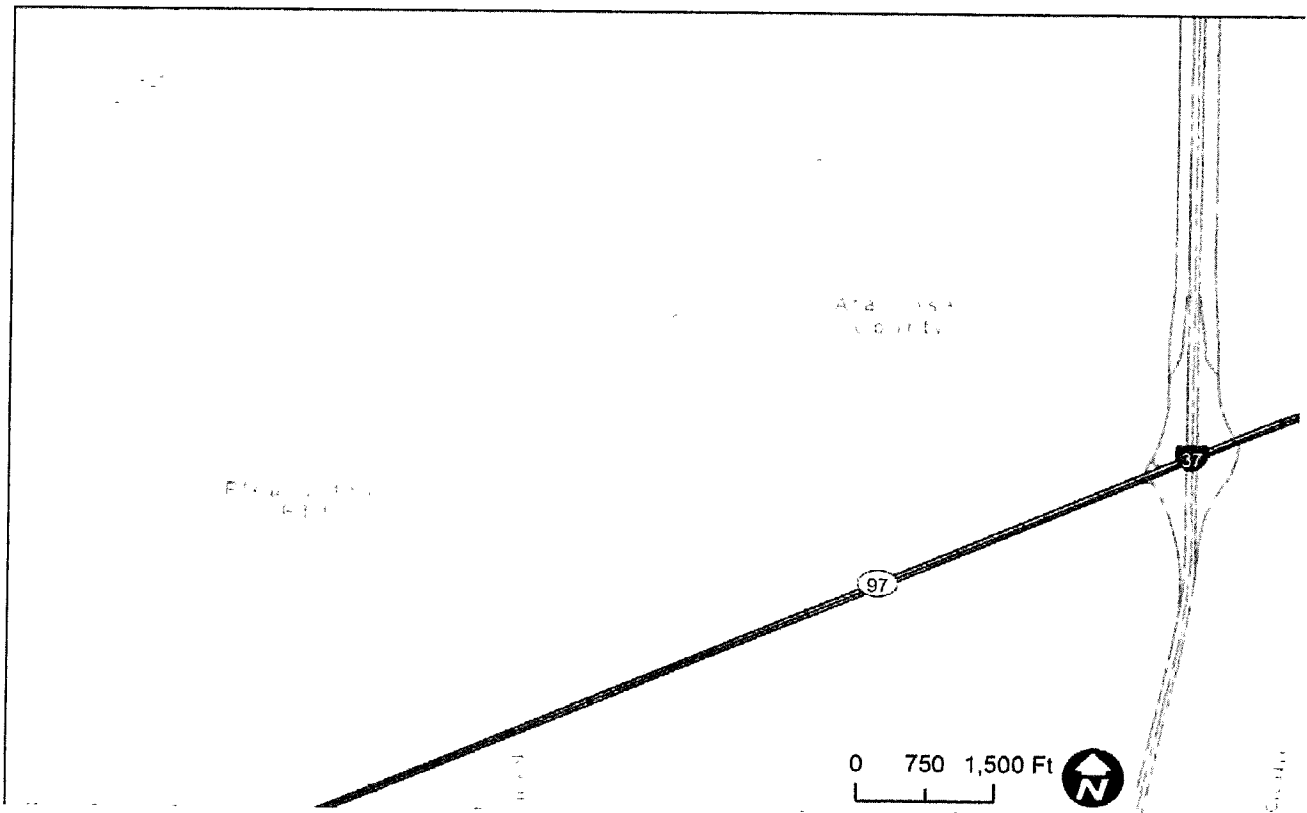
**City of Pleasanton**  
**Capital Improvements Plan - Water System**

W2B

**Project Name:** SH 97 Corridor East - New Elevated Storage Tank  
**Project Purpose:** To provide domestic and fireflow demands to meet growth.  
**Project Cost:** \$ 3,973,000  
**Project Description:**

New 1.0 MG EST at approximate high point near SH 97 and I-37, to provide pressure/storage to SH 97 growth corridor.

**Project Schematic:**



**Cost Estimate**

Capital Cost	\$ 2,900,000
Contingency (20%)	\$ 580,000
Engineering/Survey/Geotech (17%)	\$ 493,000
<b>Total Estimated Project Cost*</b>	<b>\$ 3,973,000</b>

\* ROW/Easement/Land Acquisition costs not included



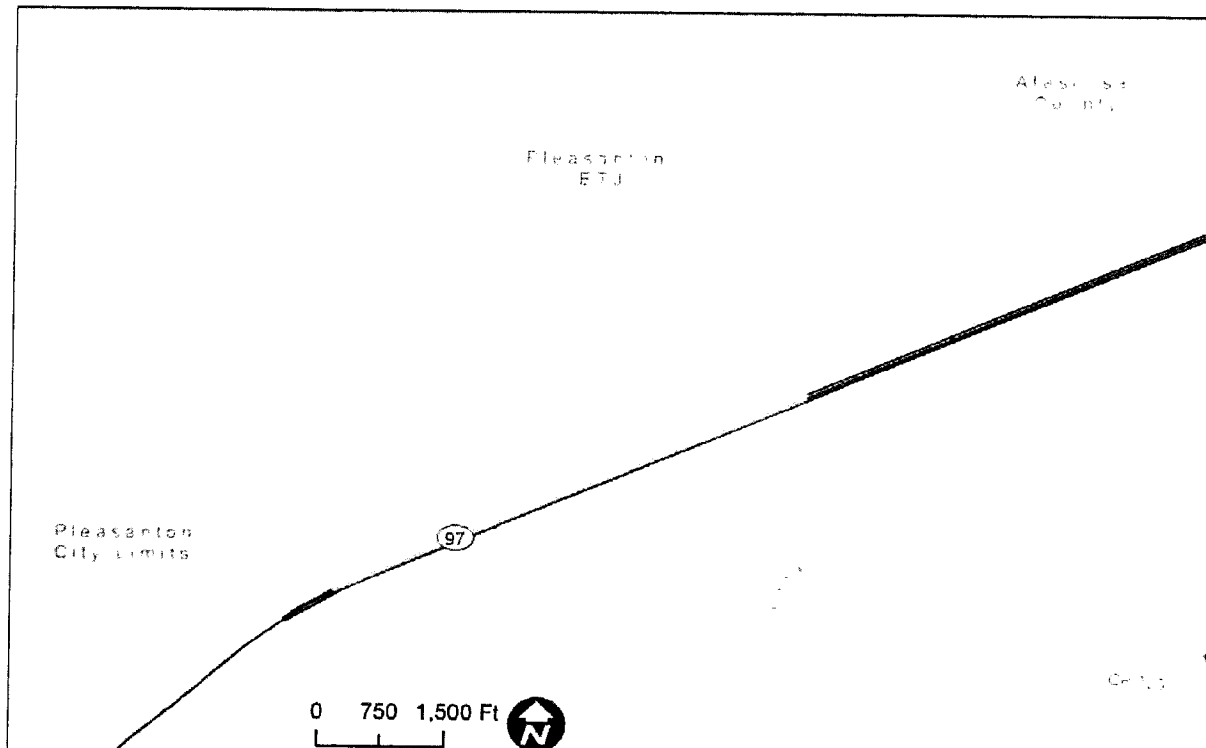
**City of Pleasanton**  
**Capital Improvements Plan - Water System**

W2C

**Project Name:** SH 97 Corridor East - 12" pipeline extension  
**Project Purpose:** To provide domestic and fireflow demands to meet growth.  
**Project Cost:** \$ 432,030  
**Project Description:**

New 12" pipeline extension (8,500 l.f.) to provide domestic and fireflow service to new development along SH 97 east to I-37 S. Access Rd. to eastern ETJ boundary.

**Project Schematic:**



**Cost Estimate**

Capital Cost	\$ 315,350.00
Contingency (20%)	\$ 63,070.00
Engineering/Survey/Geotech (17%)	\$ 53,609.50
<b>Total Estimated Project Cost*</b>	<b>\$ 432,029.50</b>

\* ROW/Easement/Land Acquisition costs not included





# City of Pleasanton

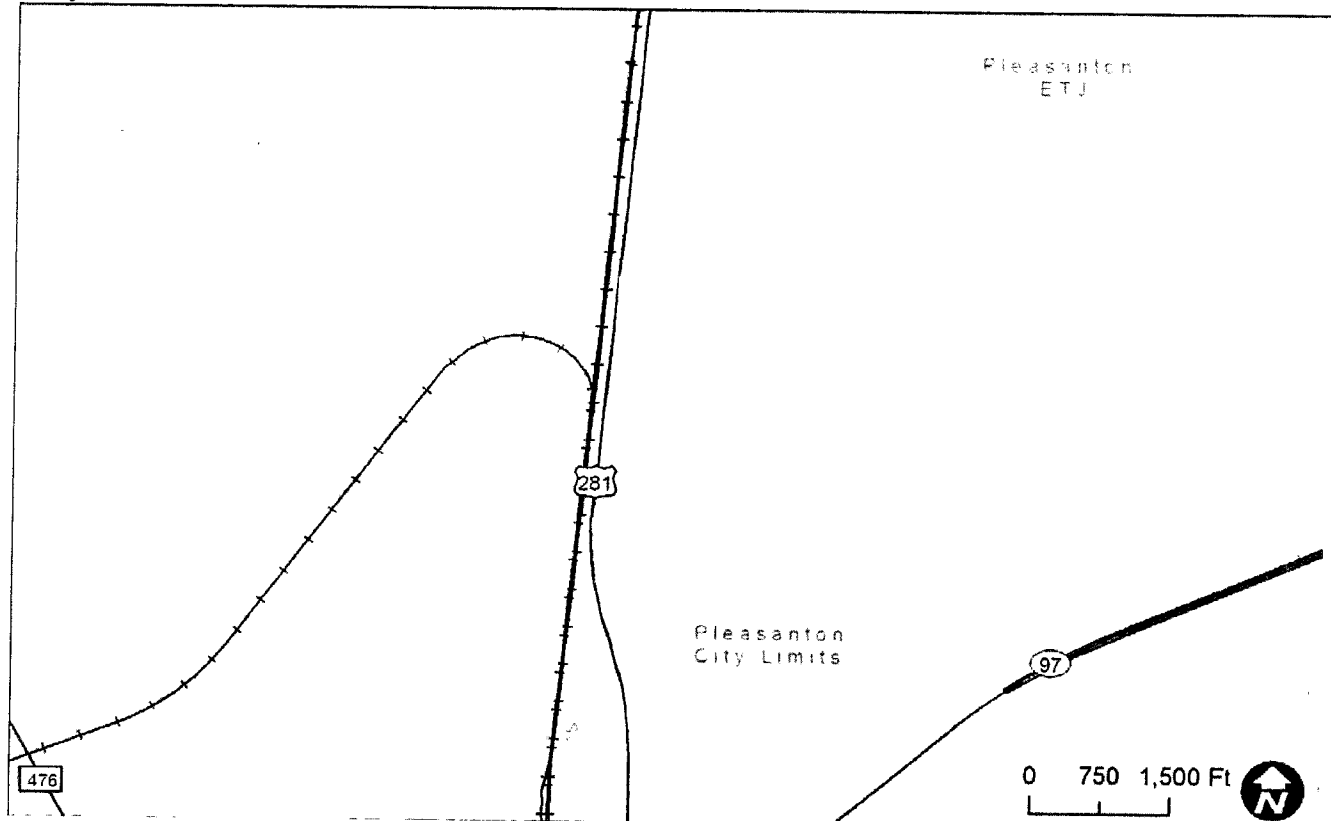
## Capital Improvements Plan - Water System

W3

**Project Name:** 281N Corridor - One New Well and Ground Storage Tank  
**Project Purpose:** To provide domestic and fireflow demands to meet growth.  
**Project Cost:** \$ 2,520,416  
**Project Description:**

One new Carrizo well (1500 gpm) in the US 281 North corridor to FM 3006, incl. coagulation treatment and 0.5 MG GST and yard piping, depending on development; Construct 12" pipeline from Haverlah Rd. and US 281 (12" Tee); 7200 l.f. of new 12" pipeline replacing existing 6" pipeline; construct 6000 l.f. of new 12" pipeline from Crane Rd. (located 1200' south) to FM 3006.

### Project Schematic:



### Cost Estimate

Capital Cost	\$ 1,839,720
Contingency (20%)	\$ 367,944
Engineering/Survey/Geotech (17%)	\$ 312,752
<b>Total Estimated Project Cost*</b>	<b>\$ 2,520,416</b>

\* ROW/Easement/Land Acquisition costs not included



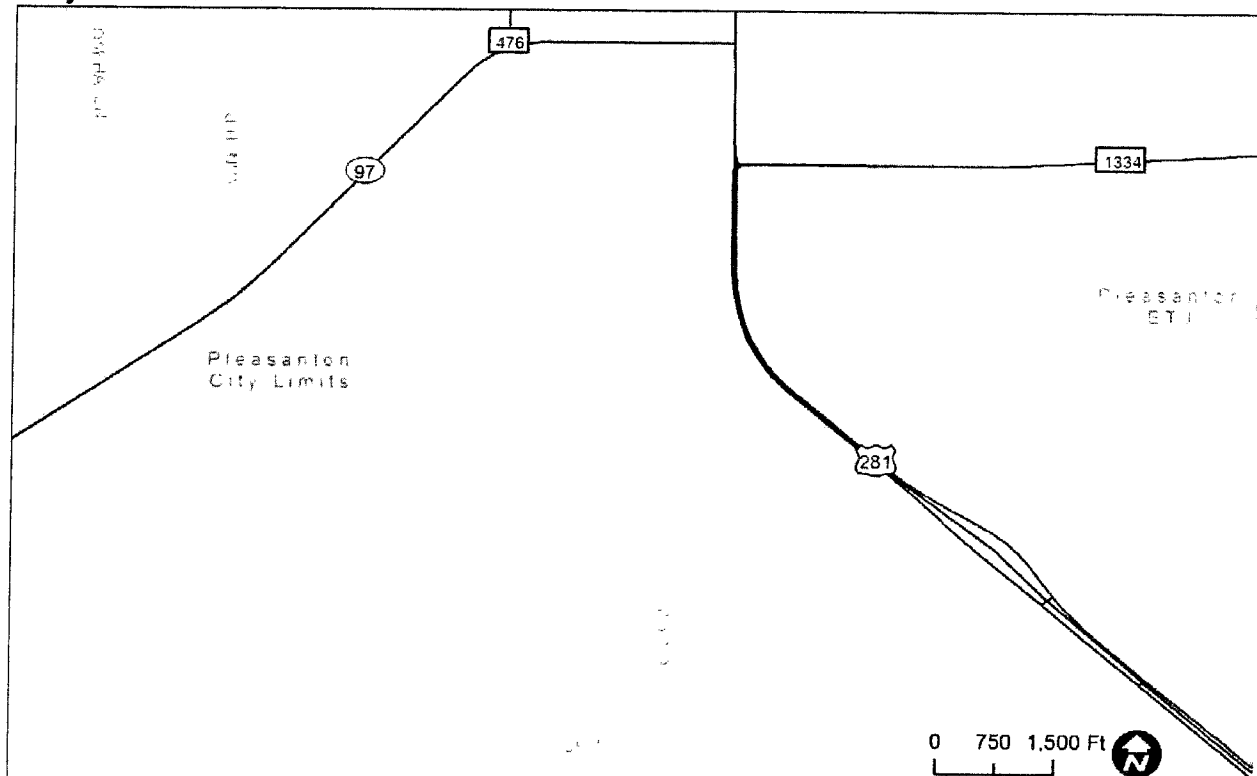
# City of Pleasanton Capital Improvements Plan - Water System

W4A

**Project Name:** Industrial Park/281 S Well and Ground Storage Tank  
**Project Purpose:** To provide domestic and fireflow demands to meet growth.  
**Project Cost:** \$ 1,849,500  
**Project Description:**

One Carrizo well (1500 gpm) to be drilled in Industrial Park, 281 S, including coagulation treatment, 0.5 MG GST & yard piping.

## Project Schematic:



## Cost Estimate

Capital Cost	\$ 1,350,000
Contingency (20%)	\$ 270,000
Engineering/Survey/Geotech (17%)	\$ 229,500
<b>Total Estimated Project Cost*</b>	<b>\$ 1,849,500</b>

\*ROW/Easement/Land Acquisition costs not included



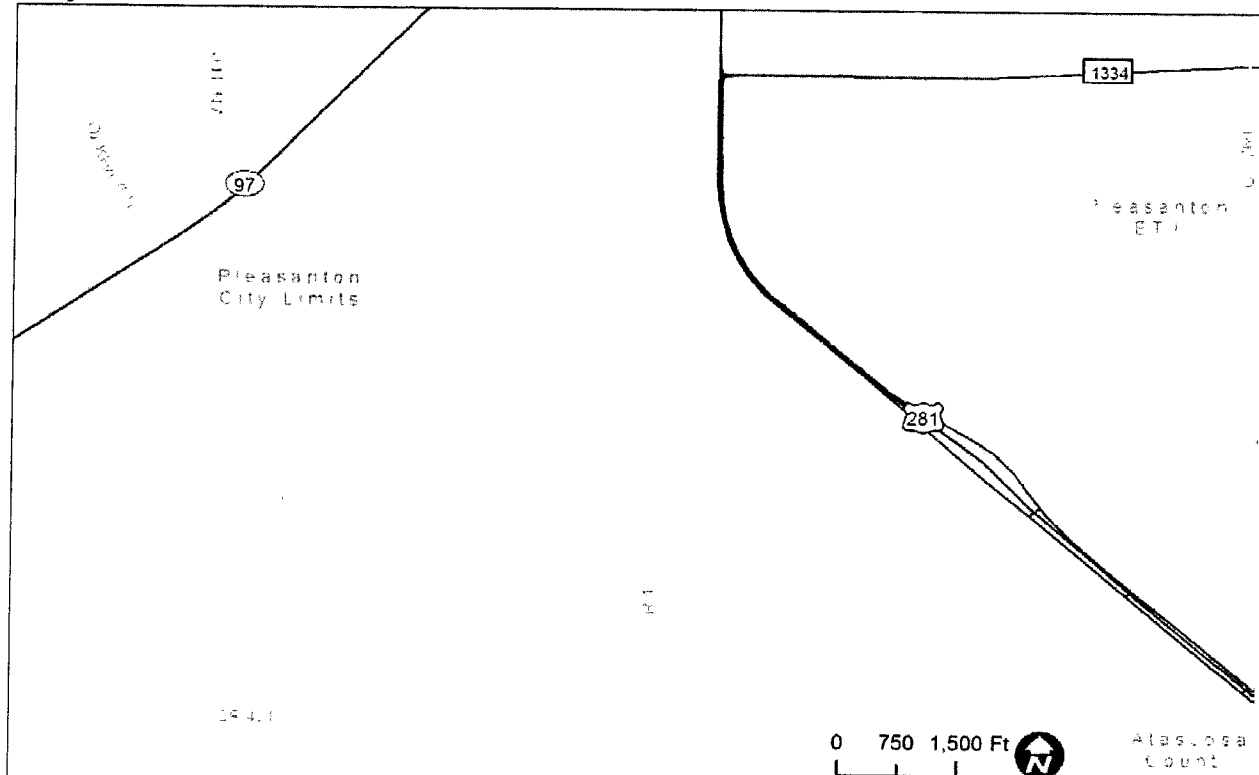
# City of Pleasanton Capital Improvements Plan - Water System

W4B

**Project Name:** Industrial Park/281 S - 1.0 MG Elevated Storage Tank  
**Project Purpose:** To provide domestic and fireflow demands to meet growth.  
**Project Cost:** \$ 3,973,000  
**Project Description:**

1.0 MG EST in Industrial Park, 281 S, including yard piping, to meet future domestic and fireflow demands.

## Project Schematic:



## Cost Estimate

Capital Cost	\$ 2,900,000
Contingency (20%)	\$ 580,000
Engineering/Survey/Geotech (17%)	\$ 493,000
<b>Total Estimated Project Cost*</b>	<b>\$ 3,973,000</b>

\* ROW/Easement/Land Acquisition costs not included



# City of Pleasanton Capital Improvements Plan - Water System

W4C

**Project Name:** 12" South Loop Connection

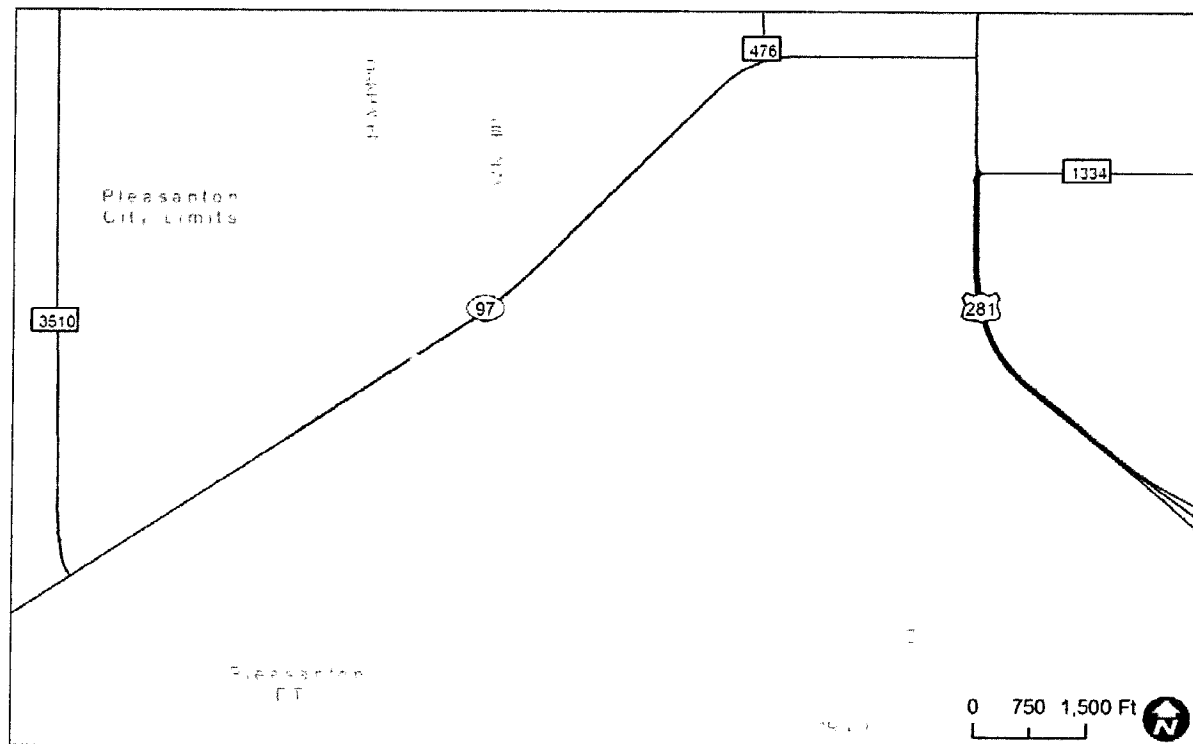
**Project Purpose:** To provide domestic and fireflow demands to meet growth.

**Project Cost:** \$ 355,789

**Project Description:**

12" pipeline from Industrial Park along Humble Camp Rd. to tie into existing 12" pipeline at SH 97 (7,000 l.f.), utilizing future road ROW.

**Project Schematic:**



**Cost Estimate**

Capital Cost	\$ 259,700
Contingency (20%)	\$ 51,940
Engineering/Survey/Geotech (17%)	\$ 44,149
<b>Total Estimated Project Cost*</b>	<b>\$ 355,789</b>

\* ROW/Easement/Land Acquisition costs not included





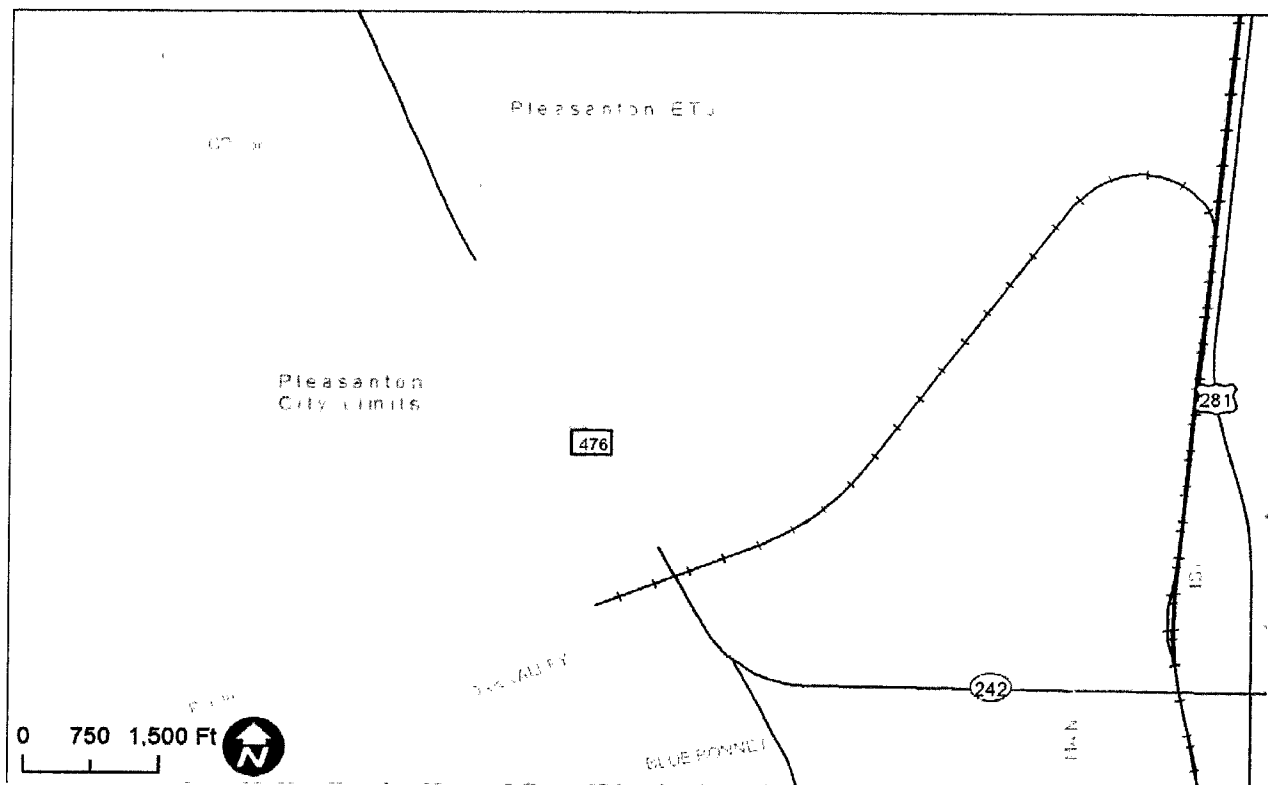
# City of Pleasanton Capital Improvements Plan - Water System

W5

**Project Name:** 12" Pipeline - FM 476 North Extension  
**Project Purpose:** To provide domestic and fireflow demands to meet growth.  
**Project Cost:** \$ 279,549  
**Project Description:**

12" main extension from Yellowstone Rd. along FM 476 (east side), cross at Encino, to CR 456 (5,200 l.f.)

## Project Schematic:



## Cost Estimate

Capital Cost	\$ 204,050
Contingency (20%)	\$ 40,810
Engineering/Survey/Geotech (17%)	\$ 34,689
<b>Total Estimated Project Cost*</b>	<b>\$ 279,549</b>

\* ROW/Easement/Land Acquisition costs not included



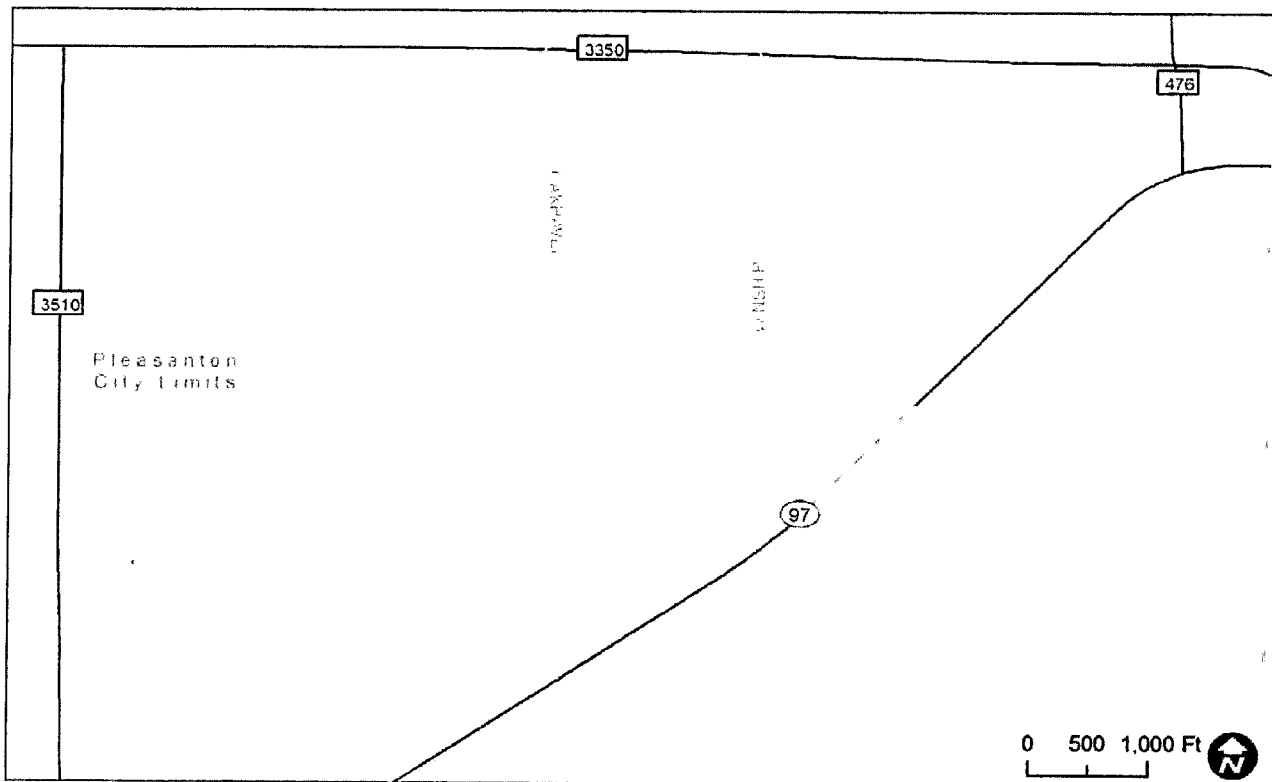
# City of Pleasanton Capital Improvements Plan - Water System

W6

**Project Name:** Upgrade pipeline along southside of Hwy 97  
**Project Purpose:** To correct a deficiency in the existing network.  
**Project Cost:** \$ 66,788  
**Project Description:**

Upgrade pipeline from 2" to 8" along southside of SH 97 from Pleastex Avenue to Newman Glass Company (1,500 l.f.)

## Project Schematic:



## Cost Estimate

Capital Cost	\$ 48,750
Contingency (20%)	\$ 9,750
Engineering/Survey/Geotech (17%)	\$ 8,288
<b>Total Estimated Project Cost*</b>	<b>\$ 66,788</b>

\* ROW/Easement/Land Acquisition costs not included



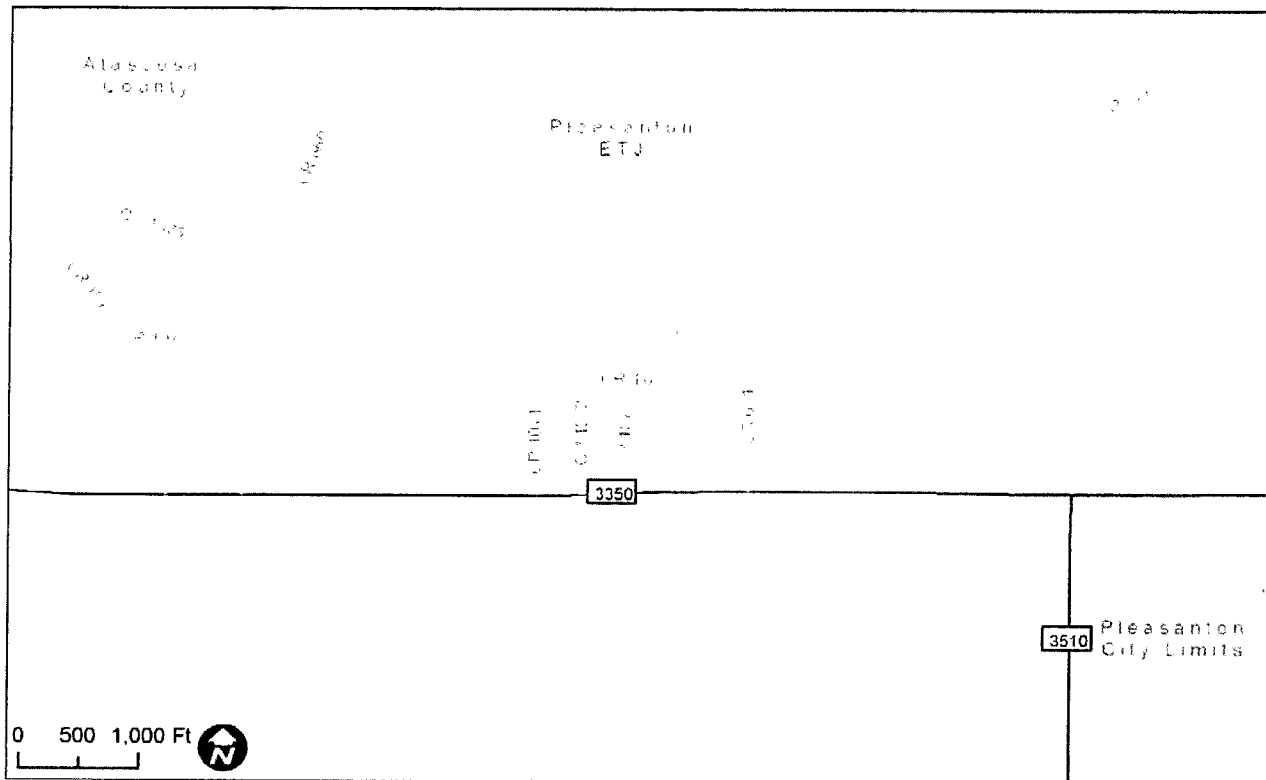
# City of Pleasanton Capital Improvements Plan - Water System

W7

**Project Name:** Woodland Estates to Airport Road Water Improvements  
**Project Purpose:** To correct a deficiency in the existing network.  
**Project Cost:** \$ 60,992  
**Project Description:**

Construction of new 12" waterline from Woodland Estates to Airport Road (1,200 l.f.)

## Project Schematic:



## Cost Estimate

Capital Cost	\$ 44,520
Contingency (20%)	\$ 8,904
Engineering/Survey/Geotech (17%)	\$ 7,568
<b>Total Estimated Project Cost*</b>	<b>\$ 60,992</b>

\* ROW/Easement/Land Acquisition costs not included