

Control Number: 43078



Item Number: 58

Addendum StartPage: 0

RECEIVED

2015 SEP -3 PM 1:08

APPLICATION OF FREMONT §  
WATER COMPANY FOR A WATER §  
RATE/TARIFF CHANGE IN KERR §  
COUNTY (37993-R) §  
§

BEFORE THE STATE OFFICE  
PUBLIC UTILITY COMMISSION  
FILING CLERK  
OF

ADMINISTRATIVE HEARINGS

**FREMONT WATER COMPANY'S MOTION FOR LEAVE TO AMEND PLEADING**

TO THE HONORABLE ADMINISTRATIVE LAW JUDGE VICKERY:

COMES NOW, Fremont Water Company ("Fremont") a files this Motion for Leave to Amend Pleading ("Motion") requesting leave to file corrections pages and supplemental information that amend Fremont's filed application for a water rate/tariff change in Kerr County (37993-R) which is the basis for this contested case proceeding.

**I. Background**

1. On July 25, 2014, Fremont filed an application with the Texas Commission on Environmental Quality (TCEQ) for a rate/tariff change in Kerr County, Texas, with a proposed effective date of September 26, 2014. On August 13, 2014, Fremont complied with a TCEQ staff request to change and file certain replacement application pages. On August 19, 2014, the TCEQ sent Fremont a notice of deficiency ("NOD"), directing Fremont to complete and revise portions of its customer notice. On September 10, 2014, Fremont submitted documentation to the Commission in response to the TCEQ NOD after the transfer of rate regulation. On October 28, 2014, Commission Staff recommended the amended application and proposed notice be found administratively complete.

2. On June 15, 2015, a prehearing conference in this matter was held. At the prehearing conference, PUC Staff noted certain errors on an application page that was not replaced on August

13, 2014. Additionally, Fremont found a page omitted from its earlier amendment to the Application and that the customer information in the Application had wrong meter sizes for a couple of customers. None of the errors affects the relief sought in this proceeding and Fremont would simply like to correct the record via 3 new replacement pages. Further, Commission Staff requested supplemental application information from Fremont and has requested that information be filed in the record.

## **II. Motion for Leave to Amend Application**

3. Fremont has found the following Application errors. None affect the rate/tariff changes sought in this docket.

4. On page 10 of 29 of the Application, the year in the Date of Installation in Column B for Structure: Masonry, Storage Tanks, Pressure Tanks, and Distribution System (mains and lines) was inaccurately listed as 2097 instead of 1997. The corrected page 10 included in **Exhibit A** corrects this error.

5. On page 13 of 29 of the Application, there are errors on lines [D], [F], and [H] of Table IV.E. Invested Capital Return - Water. In the Application as filed those lines read [D] \$210,591, [F] \$210, 591, and [H] \$20,765. This is simply a mathematical error. Those lines should be corrected to read [D] \$148,937, [F] \$148,937, and [H] \$14,685. The mathematical error reflected on page 13 of 29 of the Application was corrected prior to the filing of the amendment to the Application on August 13, 2014. However, the amendment did not include page 13 showing those corrections. The corrected page 13 is included in **Exhibit A**.

6. On page 16 of 29 of the Application, while the total number of customers is correct at 56, the meter sizes for two of Fremont's customers were not accurately presented. One meter was listed as a 1-inch meter when it is a 5/8 x 3/4-inch meter, and the 2-inch meter listed in the

Application is actually a 1-1/2-inch meter. The corrected page 16 showing the correct customer count, customer meter sizes, and meter equivalents is included in **Exhibit A**.

7. Because this is the second amendment to the Application, Fremont would like to make sure the record is clear as to its Application information. Therefore, attached as **Exhibit B** is Fremont's entire Application form (Form TCEQ-10423) from pages 1 to 19, incorporating the first and second amendments to the Application. There is no need to amend the customer notice or correct the affidavit related to customer notice which take up the majority of the remainder of the application form, and Fremont does not request amendment to those parts of its Application. Fremont has determined not to alter its rate design pages of the Application.

8. Additionally, Commission Staff has requested that certain customer consumption information informally shared with Commission Staff be included in the record. That supplemental application information is attached as **Exhibit C** and should also be considered part of the amended application.

9. This filing: (1) includes replacement application pages and additional information that will be served on all parties; (2) is filed at least seven days before the hearing on the merits; and (3) does not seek a new type of relief for which proper notice has not been provided.<sup>1</sup>

10. These corrections and supplemental information will have no impact on requested rates or cost of service amounts. The plant-in-service date corrections fully display the dates already used in the schedule that do not appear correctly in the filed application. The corrections to Table IV.E. Invested Capital Return - Water were made prior to Fremont's filing of its amendment to the Application on August 13, 2014. They were fully incorporated in the August 13, 2014 amendment

---

<sup>1</sup> P.U.C. PROC. R. 22.76(a)(2)-(3).

and are now included for completeness. While the changes to the customer meter sizes impacts the meter equivalents, which are used in determining the rates, Fremont is not seeking to change the requested rates, and the error has favored the customers.<sup>2</sup> Fremont is only including the customers' correct meter sizes so the Application is accurate. These corrections are merely intended to clarify certain application information for the record in this docket so that it may be used by the parties as necessary moving forward. These corrections do not warrant additional public notice.

11. Fremont has conferred with the other Parties in this docket. Staff has no position on this Motion at this time. The Ratepayer Intervenors unreasonably oppose this Motion.

12. For these reasons, Fremont respectfully requests that the presiding ALJ grant this motion for leave to amend the application to include the attached replacement pages and supplemental customer consumption information requested by Commission Staff. Granting this motion will serve to better inform the ALJ's consideration of the Application and the Commission's ultimate decision on same.

### **III. Prayer**


Fremont Water Company respectfully requests the Honorable Administrative Law Judge grant this Motion for Leave to Amend Pleading and issue an order approving inclusion of the attached correction pages and supplemental information in this docket as an amendment to the application without imposing additional notice requirements.

---

<sup>2</sup> Fremont's rates would increase if the amended meter equivalents were used in the rate design.

Respectfully submitted,

**THE TERRILL FIRM, P.C.**

By: 

Paul M. Terrill III  
State Bar No.00785094  
Geoffrey P. Kirshbaum  
State Bar No. 24029665  
810 W. 10<sup>th</sup> Street  
Austin, Texas 78701  
Tel: (512) 474-9100  
Fax:(512) 474-9888  
pterrill@terrill-law.com  
gkirshbaum@terrill-law.com

**ATTORNEYS FOR FREMONT WATER  
COMPANY**

**CERTIFICATE OF SERVICE**

I hereby certify that on September 3, 2015, a true and complete copy of the foregoing was sent to the following as indicated:

Donald and Mary Allen  
904 Saddle Club Drive  
Kerrville, Texas 78028  
(830) 257-5430  
drallen2008@yahoo.com


*via e-mail and first-class mail*

Christine Chartier  
235 Blue Bird Lane  
Kerrville, Texas 78028  
(830) 792-5044  
mlcranch@ktc.com

*via e-mail and first-class mail*

Maria Faconti  
Public Utility Commission of Texas  
1701 N. Congress Ave.  
Austin, Texas 78711-3326  
(512) 936-7235  
(512) 936-7268 (fax)  
maria.faconti@puc.texas.gov

*via e-mail*

  
\_\_\_\_\_  
Geoffrey P. Kirshbaum

**B. ORIGINAL COST & DEPRECIATION SCHEDULE – WATER**

Please provide the following inventory of the water utility plant being used to provide water service at the end of the test year. You will be responsible for supporting this information with invoices or other documentation. Round your figures to the nearest dollar. **Amounts should be computed as of the end of the "test year."** Table III. B.

[A] Item	[B] Date Of Installation	[C] Service Life (yrs) ***	[D] Original Cost when installed \$	Depreciation			[G] = [D]-[F] Net Book Value (\$)
				Years in Service YR ⓪	Mos ⓪⓪	Days ⓪⓪⓪	
Land	1/1/1997	n/a	4236	17			4,236
Wells	1/1/1997	50	60,155	17		1203	39,704
<b>Well Pumps:</b>							
5 hp or less	0	5					
Greater than 5 hp	11/10/2010	10	10,722	4		1,073	6,430
<b>Booster Pumps:</b>							
Greater than 5 hp #1	7/27/2009	10	1,312	5		132	660
Greater than 5 hp #2	9/3/2012	10	3,036	2		304	608
Chlorinators	1/20/2011	10	450	1		45	405
<b>Structures:</b>							
Wood	NA	15					
Masonry	1/1/1997	30					
Storage Tanks	3/6/1997	50	25,720	17		515	8,755
Pressure Tanks	7/31/1997	50	23,655	17		474	8,058
Distribution System (mains and lines)	1/1/1997	50	82,494	17		1,650	28,050
Meters and Service (taps not covered by fees)	0	20					
Office Equipment	0	10					
Vehicles	0	5					
Shop Tools	0	15					
Heavy Equipment	0	10					
Fencing	12/5/2000	20	1,265	14		64	896
<b>Other: (Please list)</b>							
Total			213,045			5,460(1)	71,815(2)
							141,230(3)

\* TCEQ Suggested Service Life \*\* Other Service Life

① Enter this number in Table VI. A., Line [O], Column ① ② If [F] is greater than [D], enter the total for [D] ③ Enter this number in Table IV. E., Line [A]

- Attach additional sheet(s) if necessary -



**E. INVESTED CAPITAL & RETURN – WATER**

**Table IV. E.**

Net Book Value - From <b>Table III. B., Box ③</b>	[A]	\$141,230
Working cash allowance -Amount From <b>Table VI. A., Line [L] Column ③, Box ②(÷⑧)</b>	[B]	\$7,707
Materials and supplies	[C]	\$0
Subtotal - Sum of [A] thru [C]	[D]	\$148,937
Developer Contributions - From <b>Table III. C., Box ①</b>	[E]	\$0
Total invested capital [D] - [E]	[F]	\$148,937
Rate of return - From <b>Table IV. D., Box ⑥</b>	[G]	9.86%
<b>Return/Interest</b> - If [F] is greater than -0-, then enter [F] * [G]. If [F] is less than -0-, enter -0-. Enter this amount in <b>Table V., Line [A] and Table VI. A., Line [Q], Column ②</b>	[H]	\$14,685

**SECTION V - INCOME TAX CALCULATION – WATER**

Use the following table to determine the amount of income tax that can be included in your revenue requirement.

**Table V.**

Return - From <b>Table IV. E., Line [H]</b>	[A]	\$14,685
Interest Calculation		
Total Invested Capital - From <b>Table IV. E., Line [F]</b>	[B]	\$148,937
Weighted Cost of Debt Capital - Percentage From <b>Table IV. D., Box ⑥</b>	[C]	9.86%
Interest [B]*[C]	[D]	\$14,685
Taxable Income [A] - [D]	[E]	\$0
Enter Income Tax from Tax Table ( <b>Appendix A</b> )	[F]	\$ 88.
		①

① To Table VI. A., Line [P], Column ②

**B. KNOWN & MEASURABLE**

If you listed anything in TABLE VI. A. above as an increase/decrease expected in the next 12 months, please provide a short explanation by item why there will be a change and how you projected the cost. Changes in cost must be known and measurable and supported by invoices or other documentation.

Contract labor for bookkeeping and administration \$4,800. The previous owner combined bookkeeping and administration with several other larger companies and did not separate out adequate work hours for the water Co.

-Attach additional sheet(s) or a separate listing for sewer service if necessary-

**SECTION VII - CUSTOMER INFORMATION - WATER**

**NUMBER OF CUSTOMERS**

How many customers (active connections) did you have at the beginning and at the end of the twelve month test year?

**TABLE VII**

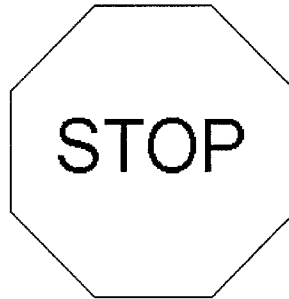
Connection Type	Line	Beginning of period ①	End of period ②	Equivalency Factor ③	Meter Equivalents ④=②*③
<b>Non-Metered Connections:</b>					
Residential	[A]	0	0	1	
Commercial	[B]	0	0	1	
Standby	[C]	0	0	1	
<b>Metered Connections:</b>					
5/8" x 3/4"	[D]	1	1	1	1
3/4"	[E]	2	2	1.5	3
1"	[F]	52	52	2.5	130
1 1/2"	[G]	1	1	5	5
2"	[H]	0	0	8	0
3"	[I]	0	0	15	0
Other:	[J]				
<b>Total</b>	<b>[K]</b>	<b>56</b>	<b>56</b>		<b>⑤139.0</b>

⑤ To Table IX. B., Line [B] AND Table X. A., Line [F]

NOTE: Rate design in the application remains calculated with 143.5 meter equivalents used to develop Applicant's noticed rates. This updated customer meter equivalent information is being provided for informational purposes. If 139 meter equivalents were used in place of 143.5 in rate design, higher customer rates than those noticed would result. Applicant is not seeking rates or a revenue requirement different from those previously noticed.



APPLICATION FOR A  
RATE/TARIFF CHANGE



When you are filling out this application, you cannot go from one line to the next and fill it out correctly. You will need to complete some tables partially and come back to them later in the process.

Therefore, it is important that you follow the instructions that accompany this application. They are designed to give you a step-by-step process for completing the application.

## TABLE OF CONTENTS

SECTION IA - GENERAL INFORMATION .....	5
SECTION IB - MISCELLANEOUS INFORMATION .....	5
SECTION II: OPERATIONAL INFORMATION – WATER.....	8
SECTION III. PLANT & EQUIPMENT INFORMATION – WATER .....	9
A. CUSTOMER CONTRIBUTIONS .....	9
B. ORIGINAL COST & DEPRECIATION SCHEDULE – WATER.....	10
C. DEVELOPER CONTRIBUTIONS - WATER .....	11
SECTION IV - LONG TERM DEBT & EQUITY INFORMATION – WATER .....	11
A. EQUITY .....	11
B. RATE OF RETURN .....	11
C. BANKRUPTCY .....	11
D. NOTES PAYABLE - WATER.....	12
E. INVESTED CAPITAL & RETURN - WATER .....	13
SECTION V - INCOME TAX CALCULATION – WATER.....	13
SECTION VI - UTILITY INCOME & EXPENSE INFORMATION – WATER.....	14
A. REVENUE REQUIREMENT .....	14
B. KNOWN & MEASURABLE .....	16
SECTION VII - CUSTOMER INFORMATION - WATER .....	16
NUMBER OF CUSTOMERS .....	16
SECTION VIII - PRODUCTION & CONSUMPTION INFORMATION - WATER .....	16
SECTION IX - RATE DESIGN - WATER .....	18
A. VARIABLE RATE CALCULATIONS .....	18
B. BASE RATE CALCULATIONS .....	18
SECTION X –ALTERNATE METHOD OF RATE DESIGN - WATER .....	18

# APPLICATION FOR A RATE/TARIFF CHANGE


## SECTION IA - GENERAL INFORMATION

Applicant: Fred Gregory dba Fremont Water Co.  
(Individual, Corporation, or Other Legal Entity)

Utility Name: Fremont Water Co.  
(If different than above)

Legal form of Application:

- Individual       Partnership       Sub Chapter-S Corporation  
 Corporation Provide Charter Number \_\_\_\_\_  
 Other Please Explain:



Utility Address: 938 Saddle Club Drive      Kerrville,      Texas      78028  
Street Address or Location      City      State      Zip Code

County(ies) where services are provided: Kerr

CCN Number(s): 12821

Contact Person: Fred Gregory      Telephone Number: 830-895-0497

Position: owner      Fax Number: 830-895-0497

Address: 938 Saddle Club Drive      Kerrville      Texas      78028  
Street Address or Location      City      State      Zip Code

If the applicant is a corporation, please provide a copy of the corporation's "Certificate of Account Status" (regarding the payment of franchise taxes) from the State Comptroller's Office. This "Certificate of Account Status" can be obtained from the website at:

Comptroller of Public Accounts, Office Management <sup>41</sup>  
P. O. Box 13528  
Austin, Texas 78711  
1-800-252-5555

1. <https://ourcpa.cpa.state.tx.us/coa/Index.html>

## SECTION IB - MISCELLANEOUS INFORMATION

A. How often and on what dates are water meters typically read? On the last day of each month (monthly)

B. When are bills typically sent out? First day of each month

C. Do you serve customers within the corporate limits of a municipality? If No, Go to D.  Yes  No  
 If yes, which municipalities? \_\_\_\_\_

Have you filed a request to change rates with the municipality?  Yes  No

If no, please explain:

D. Are you currently collecting the Regulatory Assessment Fee from your customers?  Yes  No

If yes, are you current in your payment of the Regulatory Assessment Fee to the Texas Commission on Environmental Quality or the predecessor agency, Texas Water Commission, for assessments payable beginning January 1, 1992?  Yes  No

E. Water Utilities: Please indicate the Public Water System Identification numbers for each of your systems:

System Name	TCEQ PWS ID #	County	Rate Increase Applicable?
Fremont Water Co.	1330153	Kerr	yes

For each of the systems, please provide a copy of the most recent public water system annual inspection report letter from the Texas Commission on Environmental Quality and a written explanation detailing how and when you will comply with all noted deficiencies.

F. Sewer Utilities: Please indicate the discharge permit number for each Wastewater Treatment Plant you operate:

Wastewater Treatment Plant Name	TCEQ Discharge Permit Number	County	Rate Increase Applicable?
NA			

For each of the plants, please provide a copy of the most recent inspection report letter from the Texas Commission on Environmental Quality and a written explanation detailing how and when you will comply with all noted deficiencies.

**INFORMATION REQUIRED**  
**FOR A**  
**WATER RATE/TARIFF CHANGE**



## SECTION II: OPERATIONAL INFORMATION – WATER

**Manager** (or owner if services are routinely provided to the utility)

Name Fred Gregory Relationship to Owner: Owner

Short job description:

Owner, Manager and Operator

Approximate number of hours per week this person works for the company: 20

Salary: \$18,000 Hourly  Weekly  Monthly  Annual

**Contractors only**

Name Monte Gregory Relationship to Owner: Wife

Short job description:

Office Manager Billing, Collection and Record keeping

Approximate number of hours per week this person works for the company: 10

Salary: \$4,800 Hourly  Weekly  Monthly  Annual

Name 0 Relationship to Owner:

Short job description:

Approximate number of hours per week this person works for the company:

Salary:  Hourly  Weekly  Monthly  Annual

**Contract Services** (attach additional sheets if necessary)

Name None Relationship to Owner:

Short job description:

Approximate number of hours per week this person works for the company:

Amount paid for services:  Hourly  Weekly  Monthly  Annual

**Please provide the names and classification of the utility's certified operators:**

Certified Operator's Name/ Classification	Certified Operator's Name/Classification
Fred R. Gregory (D)	

-Attach additional sheet(s) if necessary-

## SECTION III. PLANT & EQUIPMENT INFORMATION – WATER

### A. CUSTOMER CONTRIBUTIONS

If any of the items included in your plant and equipment were 100% financed with customer contributions, assessments, surcharges, extension fees, etc., you may not include depreciation or return on those items in your cost of service. However, if those customer contributions did not cover the entire cost of the asset, you may include the amount that the utility paid for. Please list below all items that were funded either all or in part by customer contributions and indicate amount that the customers contributed for each item.

**Table III. A.**

Item [A]	Date of installation [B]	Total Cost [C]	Amount of Customer Contribution [D]	Difference [E]= [C] - [D]
NONE				①
				①
				①
				①
				①

- Attach additional sheet(s) if necessary –

① If any amount in this column is greater than zero, enter that item in the appropriate category in **Table III. B**

**B. ORIGINAL COST & DEPRECIATION SCHEDULE – WATER**

Please provide the following inventory of the water utility plant being used to provide water service at the end of the test year. You will be responsible for supporting this information with invoices or other documentation. Round your figures to the nearest dollar. **Amounts should be computed as of the end of the "test year."** Table III. B.

[A] Item	[B] Date Of Installation	[C] Service Life (yrs) ****	[D] Original Cost when installed \$	Years in Service			Depreciation		[G] = [D]-[F] Net Book Value (\$)
				YR ⓪	Mos ⓪⓪	Days ⓪⓪⓪	[E] = [D]/[C] Annual (\$)	[F] Accumulated (\$)	
Land	1/1/1997	n/a	4236	17					4,236
Wells	1/1/1997	50	60,155	17			1203	20,451	39,704
<b>Well Pumps:</b>									
5 hp or less	0	5							
Greater than 5 hp	11/10/2010	10	10,722	4			1,073	4,292	6,430
<b>Booster Pumps:</b>									
Greater than 5 hp #1	7/27/2009	10	1,312	5			132	660	652
Greater than 5 hp #2	9/3/2012	10	3,036	2			304	608	2,428
Chlorinators	1/20/2011	10	450	1			45	45	405
<b>Structures:</b>									
Wood	NA	15							
Masonry	1/1/1997	30							
Storage Tanks	3/6/1997	50	25,720	17			515	8,755	16,965
Pressure Tanks	7/31/1997	50	23,655	17			474	8,058	15,597
Distribution System (mains and lines)	1/1/1997	50	82,494	17			1,650	28,050	54,444
Meters and Service (taps not covered by fees)	0	20							
Office Equipment	0	10							
Vehicles	0	5							
Shop Tools	0	15							
Heavy Equipment	0	10							
Fencing	12/5/2000	20	1,265	14			64	896	369
<b>Other: (Please list)</b>									
Total			213,045				5,460①	71,815②	141,230③

\* TCEQ Suggested Service Life \*\* Other Service Life

① Enter this number in Table VI. A., Line [O], Column ① ② If [F] is greater than [D], enter the total for [D] ③ Enter this number in Table IV. E., Line [A]

- Attach additional sheet(s) if necessary -

**C. DEVELOPER CONTRIBUTIONS - WATER**

If any of the Items listed in the Depreciation Schedule were contributed by a developer, please list those items and the associated cost below.

**Table III. C.**

Item	Date of installation or Contribution	Total Cost	Amount of Developer Contribution	Net Book Value (from Table III.B.)
NONE				
Total				①

① Insert this amount in **Table IV. E., Line [E]**

- Attach additional sheet(s) if necessary -

**SECTION IV - LONG TERM DEBT & EQUITY INFORMATION - WATER**

**A. EQUITY**

How much equity or total capital does the company have in the utility? \$141,230

Enter also in **Table IV. D., Box ③** below

**B. RATE OF RETURN**

What rate of return (profit) on investment in plant (equity) is expected? 9.86 %

Enter also in **Table IV. D., Box ④** below

**NOTE: You may choose**

- an average equity return established by the staff each year and included with the Annual Report Instructions **OR**
- an interest rate that you think is fair that is less than the rate established by the staff **OR**
- to use the **Rate of Return Worksheet** which is attached to the **Instructions**.

**C. BANKRUPTCY**

Has the utility or utility owner filed bankruptcy within the last seven years?  Yes  No

If YES, explain status of applicant at this time.



**E. INVESTED CAPITAL & RETURN – WATER**

**Table IV. E.**

Net Book Value - From <b>Table III. B., Box ③</b>	[A]	\$141,230
Working cash allowance -Amount From <b>Table VI. A., Line [L] Column ③, Box ⑦(÷⑧)</b>	[B]	\$7,707
Materials and supplies	[C]	\$0
Subtotal - Sum of [A] thru [C]	[D]	\$148,937
Developer Contributions - From <b>Table III. C., Box ①</b>	[E]	\$0
Total invested capital [D] - [E]	[F]	\$148,937
Rate of return - From <b>Table IV. D., Box ⑥</b>	[G]	9.86%
<b>Return/Interest</b> - If [F] is greater than -0-, then enter [F] * [G]. If [F] is less than -0-, enter -0-. Enter this amount in <b>Table V., Line [A] and Table VI. A., Line [Q], Column ②</b>	[H]	\$14,685

**SECTION V - INCOME TAX CALCULATION – WATER**

Use the following table to determine the amount of income tax that can be included in your revenue requirement.

**Table V.**

Return - From <b>Table IV. E., Line [H]</b>	[A]	\$14,685
Interest Calculation		
Total Invested Capital - From <b>Table IV. E., Line [F]</b>	[B]	\$148,937
Weighted Cost of Debt Capital - Percentage From <b>Table IV. D., Box ⑥</b>	[C]	9.86%
Interest [B]*[C]	[D]	\$14,685
Taxable Income [A] - [D]	[E]	\$0
Enter Income Tax from Tax Table ( <b>Appendix A</b> )	[F]	\$ 88.
		①

① To **Table VI. A., Line [P], Column ②**

**SECTION VI - UTILITY INCOME & EXPENSE INFORMATION - WATER**

**A REVENUE REQUIREMENT**

Please provide the following information regarding the cost to the utility of providing water utility service over your selected twelve month "test year."  
**Note 1** - Instead of using the percentages listed, you may take the Total Cost and multiply it by 67% to determine the fixed portion and 33% for the variable portion.

**TABLE VI. A.**

Test Year	1/1/13	to	12/31/13	Line	12 Month "test year" per books	Known and Measurable Changes	Revenue Requirement for next yr	% of that is fixed (Note 1)	Fixed Expenses (Note 1)	Variable Expenses (Note 1)
					(1)	(2)	(3) = (1) + (2)	(4)	(5) = (3) * (4) / 100	(6) = (3) - (5)
	Salaries and Wages			[A]	0	0	0	50	0	0
	Contract Labor			[B]	18,410	4,800	23,210	90		
	Purchased Water			[C]	0		0	0		
	Chemicals for Treatment			[D]	1,173		1,173	0		
	Utilities (Electricity)			[E]	4,116		4,116	0		
	Repairs/Maintenance/Supplies			[F]	7,758		7,758	50		
	Office Expenses			[G]	117		117	50		
	Accounting & Legal Fees			[H]	3,270		3,270	100		
	Insurance			[I]	0	1,004	1,004	100		
	Rate Case Expense			[J]				100		
	Miscellaneous			[K]	1,600		1,600	50		
	<b>Subtotal-Sum of Line [A] thru Line [K]</b>			[L]	36,444		42,248 (7)			
	Payroll Taxes			[M]	0		0	50		
	Property and Other Taxes			[N]	948		948	100		
	Annual Depreciation and Amortization—From Table III. B. Box (1)			[O]	5,460		5,460	100		
	Income Taxes—From Table V, Line [F]			[P]		88		100		
	Return —From Table IV.E., Line[H]			[Q]		14,685		100		
	<b>Subtotal-Sum of Line [L] thru Line [Q]</b>			[R]	42,852	14,773	63,341			
	Other Revenues			[S]	495		495	100		
	<b>Total Cost=Line [R] – Line [S]</b>			[T]	42,357	14,773	62,846 (8)			(10)
	<b>Alternative Allocation between Fixed and Variable [Note 1]</b>			[U]			(8)	67	42,106.82 (9)	20,739 (10)

**B. KNOWN & MEASURABLE**

If you listed anything in **TABLE VI. A.** above as an increase/decrease expected in the next 12 months, please provide a short explanation by item why there will be a change and how you projected the cost. Changes in cost must be known and measurable and supported by invoices or other documentation.

Contract labor for bookkeeping and administration \$4,800. The previous owner combined bookkeeping and administration with several other larger companies and did not separate out adequate work hours for the water Co.

-Attach additional sheet(s) or a separate listing for sewer service if necessary-

**SECTION VII - CUSTOMER INFORMATION - WATER**

**NUMBER OF CUSTOMERS**

How many customers (active connections) did you have at the beginning and at the end of the twelve month test year?

**TABLE VII**

Connection Type	Line	Beginning of period ①	End of period ②	Equivalency Factor ③	Meter Equivalents ④=②*③
<b>Non-Metered Connections:</b>					
Residential	[A]	0	0	1	
Commercial	[B]	0	0	1	
Standby	[C]	0	0	1	
<b>Metered Connections:</b>					
5/8" x 3/4"	[D]	1	1	1	1
3/4"	[E]	2	2	1.5	3
1"	[F]	52	52	2.5	130
1 1/2"	[G]	1	1	5	5
2"	[H]	0	0	8	0
3"	[I]	0	0	15	0
Other:	[J]				
Total	[K]	56	56		⑤139.0

⑤To Table IX. B., Line [B] AND Table X. A., Line [F]

NOTE: Rate design in the application remains calculated with 143.5 meter equivalents used to develop Applicant's noticed rates. This updated customer meter equivalent information is being provided for informational purposes. If 139 meter equivalents were used in place of 143.5 in rate design, higher customer rates than those noticed would result. Applicant is not seeking rates or a revenue requirement different from those previously noticed.



**SECTION VIII - PRODUCTION & CONSUMPTION INFORMATION - WATER**

Please provide the following information regarding water utility operations over your selected twelve month "test year".

**Table VIII**

Total number of gallons pumped (total master meter reading for the year)	[A]	9,621,700	gallons
Total number of gallons purchased from another source for sale to customers (if any)	[B]	0	gallons
Total number of gallons provided to customers [C]=[A]+[B]	[C]	9,621,700	gallons
Total number of gallons billed to your customers (total customer consumption)	[D]	① 9,108,316	gallons
System losses: $\frac{[C] - [D]}{[C]} \times 100\% = [E]$	[E]	5.34	%
Source of Purchased water	NA		

① To Table IX. A., Line [B] AND Table X. A., Line [B]

**SECTION IX - RATE DESIGN - WATER**

**A. VARIABLE RATE CALCULATIONS**

**Table IX. A.**

Line	Instructions
[A]	\$20,739
[B]	From Table VI. A., Line [T], Box ⑩ or Line [U], Box ⑩
[C]	From Table VIII, Line [B]
[D]	Divide Line [B] by 1,000
[E]	Divide Line [A] by Line [C] Transfer to Table IX. B., Lines [E] through [J], Box ⑥

**B. BASE RATE CALCULATIONS**

**Table IX. B.**

Line	# of 1000 gallons in base bill	Variable cost per 1,000 gals	Variable cost to be added to base rate	Total base rate per meter size
[A]	①	③	④ = ② * ③	⑤ = ① + ④
[B]	42,106.82			
[C]	143.5			
[D]	\$24.45			
[E]	24.45	0	2.28 0	24.45
[F]	36.68	0	2.28 0	34.67
[G]	61.13	0	2.28 0	61.13
[H]	122.26	0	2.28 0	122.25
[I]	195.62	0	2.28 0	195.56
[J]	366.78	0	2.28 0	366.75
Other:			⑥ 0	

⑥ From Table IX. A., Line [D]

## SECTION X - ALTERNATE METHOD OF RATE DESIGN - WATER

After you have performed the calculations in SECTION IX, you may find that the cost per 1,000 gallons is not what you think your customers will approve. If that is the case, then the following will allow you to calculate a rate structure that still recovers your revenue requirement, but with rates that you think may be more appropriate for your customers.


**Table X. A.**

Line	This is the rate that you think is appropriate Enter in Table X. B., Column ③, Lines [B] through [H]
Cost per 1,000 gallons	\$3.75
Total # of 1,000 Gallons billed	9,108
Total Cost to be recovered through gallonage charge	\$34,155
Total Revenue Requirement	\$62,846
Total to be recovered through base rate	\$28,691
Total number of meter equivalents	143.5
Base rate per meter equivalent	\$16.66

**Table X. B.**

Line	# of 1000 gallons in base bill	Variable cost per 1,000 gals	Variable cost added to base	Total base bill per meter size
Base charge per meter equivalent or for each unmetered connection From Table X. A, Line [G]	①	③	④=②*③	⑤=①+④
Base rate per meter size				
5/8" x 3/4" or unmetered	0	3.75	0	16.67
3/4"	0	3.75	0	24.99
1"	0	3.75	0	41.65
1 1/2"	0	3.75	0	83.31
2"	0	3.75	0	133.29
3"	0	3.75	0	249.92
Other:				

⑥ From Table X. A., Line [A]



Meter Readings

2013

Invoice Date: 10/31/13  
Date Read: 10/31/13

Gallons used this month

Previous Reading

Current Reading

Meter #	Customer	Dec-12	Jan	Feb	Mar	Apr	May	Jun	Jul	Aug	Sep	Oct	Nov	Dec	Previous Reading	Current Reading	Gallons used this month
895300	Meter 1	903200	914400	922100	924000	925200	925200	926500	927400	929500	931100	932000	932000	932000	931100	932000	900
608960	Meter 2	703840	709960	717180	718750	718830	718830	718930	719900	722430	723710	724950	724950	724950	723710	724950	1240
3533530	Lot 1	0	0	0	0	0	0	0	0	870	1650	2170	2170	2170	1650	2170	520
8005340	Lot 2	8022400	8087470	8211650	8320470	8378850	8459160	8554480	8654900	8674380	8692720	8731720	8731720	8731720	8692720	8731720	51010
823320	Lot 3	828210	828650	831580	834140	837720	837720	838180	841170	845080	847050	849510	849510	849510	847050	849510	39000
1664880	Lot 4	1667960	1671040	1674820	1681110	1686980	1691810	1711810	1724440	1744050	1757270	1770900	1770900	1770900	1757270	1770900	13830
568510	Lot 5	568510	568510	568510	568510	568510	568510	568510	568510	568510	568510	568510	568510	568510	568510	568510	0
856980	Lot 6	863040	868230	875090	881270	887540	893890	899660	904980	910940	916900	922860	928820	928820	916900	922860	4390
3822510	Lot 7	3828690	3858260	3884170	3890320	3913950	3919380	3931080	3941300	3947840	3954280	3960720	3967160	3967160	3947840	3967160	6540
3039810	Lot 8	3048120	3049600	3052770	3059260	3064760	3069250	3074740	3080230	3085720	3091210	3096700	3102190	3107680	3091210	3107680	9980
2971970	Lot 9	2977870	2982170	2986420	2990680	2994940	2999200	3003460	3007720	3011980	3016240	3020500	3024760	3029020	3011980	3029020	8570
2187560	Lot 10	2193450	2201650	2209850	2218050	2226250	2234450	2242650	2250850	2259050	2267250	2275450	2283650	2291850	2259050	2283650	3880
2689670	Lot 11	2695560	2703760	2711960	2720160	2728360	2736560	2744760	2752960	2761160	2769360	2777560	2785760	2793960	2769360	2785760	4740
1609400	Lot 12	1615300	1621200	1627100	1633000	1638900	1644800	1650700	1656600	1662500	1668400	1674300	1680200	1686100	1668400	1686100	9780
186910	Lot 13	187500	188090	188680	189270	189860	190450	191040	191630	192220	192810	193400	193990	194580	192810	194580	30150
1697240	Lot 14	1703140	1709040	1714940	1720840	1726740	1732640	1738540	1744440	1750340	1756240	1762140	1768040	1773940	1756240	1773940	18450
2586190	Lot 15	2592090	2597990	2603890	2609790	2615690	2621590	2627490	2633390	2639290	2645190	2651090	2656990	2662890	2645190	2662890	910
3648830	Lot 16	3654730	3660630	3666530	3672430	3678330	3684230	3690130	3696030	3701930	3707830	3713730	3719630	3725530	3707830	3725530	2100
3184080	Lot 17	3189980	3195880	3201780	3207680	3213580	3219480	3225380	3231280	3237180	3243080	3248980	3254880	3260780	3243080	3260780	30010
2725480	Lot 18	2731380	2737280	2743180	2749080	2754980	2760880	2766780	2772680	2778580	2784480	2790380	2796280	2802180	2784480	2802180	4310
29780	Lot 19	298390	298980	299570	300160	300750	301340	301930	302520	303110	303700	304290	304880	305470	303700	305470	3310
2006340	Lot 20	2012240	2018140	2024040	2029940	2035840	2041740	2047640	2053540	2059440	2065340	2071240	2077140	2083040	2065340	2083040	7820
1381360	Lot 21	1387260	1393160	1399060	1404960	1410860	1416760	1422660	1428560	1434460	1440360	1446260	1452160	1458060	1440360	1458060	3170
1910010	Lot 22	1915910	1921810	1927710	1933610	1939510	1945410	1951310	1957210	1963110	1969010	1974910	1980810	1986710	1969010	1986710	2110
2324570	Lot 23	2330470	2336370	2342270	2348170	2354070	2359970	2365870	2371770	2377670	2383570	2389470	2395370	2401270	2383570	2401270	6790
5458950	Lot 24	5464850	5470750	5476650	5482550	5488450	5494350	5500250	5506150	5512050	5517950	5523850	5529750	5535650	5517950	5535650	460
4920	Lot 25	4980	5040	5100	5160	5220	5280	5340	5400	5460	5520	5580	5640	5700	5520	5700	6590
837830	Lot 26	838420	839010	839600	840190	840780	841370	841960	842550	843140	843730	844320	844910	845500	843730	845500	1760
511350	Lot 27	511940	512530	513120	513710	514300	514890	515480	516070	516660	517250	517840	518430	519020	517250	519020	1350
1685060	Lot 28	1690960	1696860	1702760	1708660	1714560	1720460	1726360	1732260	1738160	1744060	1749960	1755860	1761760	1744060	1761760	3760
1937890	Lot 29	1943790	1949690	1955590	1961490	1967390	1973290	1979190	1985090	1990990	1996890	2002790	2008690	2014590	1996890	2014590	26960
1890050	Lot 30	1895950	1901850	1907750	1913650	1919550	1925450	1931350	1937250	1943150	1949050	1954950	1960850	1966750	1949050	1966750	10440
82690	Lot 31	82750	82810	82870	82930	82990	83050	83110	83170	83230	83290	83350	83410	83470	83290	83470	22300
4557880	Lot 32	4563780	4569680	4575580	4581480	4587380	4593280	4599180	4605080	4610980	4616880	4622780	4628680	4634580	4616880	4634580	9340
2566970	Lot 33	2572870	2578770	2584670	2590570	2596470	2602370	2608270	2614170	2620070	2625970	2631870	2637770	2643670	2625970	2643670	24040
58306	Lot 34	58366	58426	58486	58546	58606	58666	58726	58786	58846	58906	58966	59026	59086	58906	59086	0
443609	Lot 35	444199	444789	445379	445969	446559	447149	447739	448329	448919	449509	450099	450689	451279	449509	451279	2270
3425230	Lot 36	3431130	3437030	3442930	3448830	3454730	3460630	3466530	3472430	3478330	3484230	3490130	3496030	3501930	3484230	3501930	11860
1074800	Lot 37	1080700	1086600	1092500	1098400	1104300	1110200	1116100	1122000	1127900	1133800	1139700	1145600	1151500	1133800	1151500	11860
3425230	Lot 38	3431130	3437030	3442930	3448830	3454730	3460630	3466530	3472430	3478330	3484230	3490130	3496030	3501930	3484230	3501930	2150

Kallister et al. Ft. readings on file

58306  
443609  
3425230







Meter Readings

2013

Invoice Date 12/31/13 Date Read 12/31/13

	Dec-12	Jan	Feb	Mar	Apr	May	Jun	Jul	Aug	Sep	Oct	Nov	Dec	Previous Reading	Current Reading	Gallons used this month
Meter 1 Homestead	695300	903200	914400	922100	924000	926200	928500	927400	929500	931100	932000	932700	933200	932700	933200	500
Meter 2 Homestead	698860	703940	708960	717180	718750	718830	718830	719900	722430	723710	724950	726449	727600	726449	727600	1151
Lot 1 Rodriguez	0	0	0	0	0	0	0	10	870	1650	2170	5940	7550	5940	7550	1610
Lot 2 Cotton	353330	353720	3539520	3545350	3547800	3552440	3575520	3563810	3715050	3788150	3817160	3822600	3828290	3822600	3828290	5590
Lot 3 Bangor	8005340	8022400	8037470	8211650	8320470	8378650	8459150	8554490	8674380	8692720	8731720	8782100	8801000	8782100	8801000	19000
Lot 4 Vogel	823320	828210	828850	831580	834140	837720	838180	841170	845060	847050	849510	852400	855080	852400	855080	2690
Lot 5 Slacey	1694880	1697960	1971040	1674820	1985110	1988880	1711810	1724440	1744050	1757270	1770800	1773690	1773380	1773690	1773380	2690
Lot 6 McInyre	568510	568510	568510	568510	568510	568510	568510	568510	568510	568510	568510	568510	568510	568510	568510	0
Lot 7 Ayers	855980	863040	868230	875090	881270	887540	892830	899000	904980	910940	915330	920880	926500	920880	926500	5620
Lot 8 Watterson	3822510	3828990	3858280	3884170	3890320	3911160	3913950	3919300	3931050	3941300	3947840	3955010	3961930	3955010	3961930	6920
Lot 9 Given	3039810	3046120	3049800	3052770	3059280	3084760	3094950	3124770	3152550	3172300	3185540	3194870	3195400	3185540	3194870	9330
Lot 10 Watkins	2971970	2977870	2982170	2986420	2990680	2997210	3005660	3022030	3036460	3041750	3050320	3053990	3062910	3053990	3062910	9020
Lot 11 Not In Service																
Lot 12 Dougluss	2187580	2193450	2201650	2208870	2214870	2219180	2225990	2233500	2240940	2254880	2258760	2266890	2271900	2266890	2271900	4410
Lot 13 Jung	267530	2689970	2693330	2703240	2710620	2716710	2727480	2743820	2759980	2767500	2772240	2776300	2784360	2776300	2784360	8040
Lot 14 Garcia	1609400	1612000	1618940	1621340	1628330	1632740	1637300	1645480	1657580	1669680	1676760	1680920	1683350	1680920	1683350	2430
Lot 15 Kschner	168910	247010	255230	293980	334010	373010	413830	452320	507550	569510	596880	619970	632950	619970	632950	9530
Lot 16 Hale	1687240	1719970	1739990	1761800	1785450	1795350	1809680	1823350	1842995	1859000	1877450	1892470	1910720	1892470	1910720	16250
Lot 17 Schmittou	2581900	2588930	2593280	2591850	2549340	2658330	2672140	2701850	2725100	2727930	2728840	2730980	2732990	2730980	2732990	2010
Lot 18 Harris	3646830	3649610	3650070	3652510	3655980	3662030	3665310	3668840	3671850	3675810	3677710	3679040	3680530	3679040	3680530	1490
Lot 19 Dobbins	3194080	3223920	3238940	3275930	3306750	3347050	3385240	3435210	3508810	3558580	3598570	3594760	3600750	3594760	3600750	5990
Lot 20 Not In Service																
Lot 21 Link	2725480	2733570	2741220	2750180	2759170	2769970	2810910	2876150	2941200	2955080	2969360	2983760	2967380	2983760	2967380	3800
Lot 22 Not In Service																
Lot 23 Mundt	29760	34250	37600	42530	48150	51370	58300	67780	78400	85620	89230	93600	99010	93600	99010	5110
Lot 24 Overby	2066340	2015300	2022040	2032070	2039300	2048520	2057870	2073330	2082240	2102800	2110620	2120360	2129410	2120360	2129410	9050
Lot 25 Wood	1361390	1384850	1397520	1392100	1400390	1418130	1422950	1443780	1478400	1479150	1482320	1485820	1488670	1485820	1488670	3050
Lot 26 Volles	2025470	2038780	2051500	2056920	2062450	2068030	2073570	2079070	2084620	2090200	2095820	2101450	2107080	2095820	2107080	3050
Lot 27 Stiehling	5485850	5481690	5475500	5465400	5455070	5445790	5436510	5427230	5417950	5408670	5399390	5390110	5380830	5390110	5380830	1480
Lot 28 Nemry																
Lot 29 Not In Service																
Lot 30 Masl	4920	8350	13710	18480	23940	29040	33400	39430	46450	51770	58380	65120	71160	65120	71160	6040
Lot 31 Richardson	937830	939640	941660	943200	944720	946340	948480	950150	952330	954070	955850	957650	959440	957650	959440	1930
Lot 32 Strimpel	511350	513550	516920	519970	522680	526980	530060	533270	540080	542940	544290	547010	549100	547010	549100	2090
Lot 33 Deering	1685060	1690040	1692920	1695860	1698810	1701970	1703870	1706230	1708910	1712360	1716140	1718570	1721990	1718570	1721990	2420
Lot 34 Not In Service																
Lot 35 Gregory	1637880	1948000	1960860	1978450	2008280	2027973	2050700	2084800	2116440	2123620	2150880	2173670	2179750	2173670	2179750	5780
Lot 36 Allen	1800050	1890420	1917710	1968720	2018040	2023190	15200	38830	60730	80630	100070	109020	113890	109020	113890	4640
Lot 37 Thraen	82890	89080	86930	114570	159320	191360	229420	271530	313620	332360	354880	389450	381250	389450	381250	11800
Lot 38 Zirkel	4557880	4572210	4593740	4612440	4630620	4643830	4661960	4681980	4704660	4717750	4727090	4732220	4738020	4732220	4738020	5800
Lot 39 Not In Service																
Lot 40 Fordahl	2969970	2987720	2986550	2995910	3034390	3072300	3108400	3144220	3174550	3198710	3222750	3231450	3232280	3231450	3232280	830
Lot 41 Not In Service																
Lot 42 Kallister	59306	59306	59925	60228	60537	60886	61220	61560	0	0	0	0	0	0	0	0
Lot 43 Baldwin	443809	446040	450055	452817	456427	459728	463094	466394	469728	473094	476428	479728	483094	479728	483094	2400
Lot 44 Hemick	1074800	1085470	1096850	1108050	1119840	1131210	1144340	1158190	1182330	1197920	1191400	1202370	1212800	1202370	1212800	10430
Lot 45	3425230	3427700	3447170	3473050	3494070	3514840	3536760	35595780	3584900	3590710	3592860	3597080	3602680	3597080	3602680	5600

Lot 45 Hadley	3628220	3628220	3628220	3628220	3632480	3652800	3661980	3669930	3670400	3673640	3676640	3677310	3677310	3677310	3677310	0
Lot 46 Kiner	1832340	1835080	1843320	1856940	1909010	1935940	1952880	2040230	2088270	2089750	2094280	2096810	2098590	2096810	2098590	2080
Lot 47 Cantrill	3059370	3062550	3065950	3069490	3072950	3080920	3090610	3102820	3131850	3134650	3137590	3139980	3142610	3139980	3142610	2650
Lot 48 Myers	2677150	2682290	2686770	2721140	2727350	2737280	2748642	2767110	2785260	2799450	2802250	2805310	2808520	2805310	2808520	3210
Lot 49 Cartler	457310	460430	467810	470690	473870	476900	480860	484180	487840	491180	494420	497560	500930	497560	500930	2970
Lot 50 Truock	2554900	2587840	2611320	2657180	2706790	2733690	2773250	2842780	2919020	2934100	2943170	2950240	2961830	2950240	2961830	11590
Lot 51 Korman	1950550	1801100	1618490	1647180	1683260	1704150	1726940	1753770	1789910	1808750	1811890	1815030	1818590	1815030	1818590	3560
Lot 52B Howard	244320	247220	249790	252420	254480	256770	256040	256380	256810	257120	257500	258130	258480	258130	258480	3650
Lot 53 Calderon	1950710	1959000	1983610	2024890	2068310	2111100	2106840	2202970	2248530	2286900	2324620	2342400	2388490	2342400	2388490	46090
Lot 54 Boerje	1598910	1601970	1604760	1607650	1610800	1616230	1621480	1637040	1647930	1654260	1654260	1665790	1661790	1665790	1661790	3220
Lot 55 Chisarelli	1608420	1610510	1613450	1622770	1632520	1644800	1672330	1699500	1929770	1943050	1948050	1951210	1955200	1951210	1955200	3990
Lot 56 Howard	3799870	3801750	3804310	3862080	3915310	3973380	4054821	4131740	4152941	4164030	4210300	4212350	4214510	4212350	4214510	2180
Lot 57 Not In Service																
Lot 58 Brown	1586320	1589800	1592870	1595870	1598950	1601660	1606400									



Meter Readings

2013

Invoice Date	Date Read
2/7/13	1/30/13

Previous Reading	Current Reading
895300	903200
698980	703940

Gallons used this month

	Dec-12	Jan	Feb	Mar	Apr	May	Jun	Jul	Aug	Sep	Oct	Nov	Dec	Current Reading	Gallons used this month
Meter 1	895300	903200												903200	7900
Meter 2	698980	703940												703940	4980
Not In Service															
Lot 1	3533530	3537210												3537210	3660
Lot 2	8005340	8022400												8022400	17060
Lot 3	823320	828210												828210	2690
Lot 4	1684880	1667960												1667960	3080
Lot 5	568510	568510												568510	2000
Lot 6	856980	863040												863040	6060
Lot 7	3622510	3628990												3628990	6380
Lot 8	3039810	3048120												3048120	6310
Lot 9	2871970	2877870												2877870	5900
Lot 10															
Lot 11	2187560	2184450												2184450	5660
Lot 12	2687530	2689670												2689670	2140
Lot 13	1608400	1612000												1612000	2600
Lot 14	188910	247010												247010	60100
Lot 15	1687240	1719970												1719970	22730
Lot 16	2586190	2586630												2586630	2440
Lot 17	3646830	3646810												3646810	1780
Lot 18	3194080	3223820												3223820	26840
Lot 19															
Lot 20	2725480	2733570												2733570	8090
Lot 21															
Lot 22	28760	34250												34250	4480
Lot 23	2006340	2015300												2015300	8660
Lot 24	1381360	1384850												1384850	3480
Lot 25	1910010	1913070												1913070	3060
Lot 26	2524570	2536780												2536780	14210
Lot 27	5456550	5461890												5461890	3340
Lot 28															
Lot 29	4920	8350												8350	3430
Lot 30	937830	939840												939840	1810
Lot 31	511350	513560												513560	2210
Lot 32	1685060	1690040												1690040	4960
Lot 33															
Lot 34	1937890	1948000												1948000	10110
Lot 35	1680050	1690420												1690420	10370
Lot 36	82680	89080												89080	6390
Lot 37	4557680	4572210												4572210	14330
Lot 38															
Lot 39	2966970	2967720												2967720	750
Lot 40															
Lot 41															
Not In Service															
Lot 42	58306	59631												59631	0
Lot 43	443609	446040												446040	2431
Lot 44	1074800	1085470												1085470	10870
Lot 45	3425230	3427700												3427700	2470

Callister cu. Ft  
readings on this  
/line

11

	Dec	Jan	Feb	Mar	Apr	May	Jun	Jul	Aug	Sep	Oct	Nov	Dec
Lot 45	3628220	3628220	0	0	0	0	0	0	0	0	0	0	0
Lot 46	1832340	1835080	0	0	0	0	0	0	0	0	0	0	0
Lot 47	3059370	3082550	0	0	0	0	0	0	0	0	0	0	0
Lot 48	2677150	2682290	0	0	0	0	0	0	0	0	0	0	0
Lot 49	457310	460430	0	0	0	0	0	0	0	0	0	0	0
Lot 50	2554900	2587840	0	0	0	0	0	0	0	0	0	0	0
Lot 51	1590550	1601100	0	0	0	0	0	0	0	0	0	0	0
Lot 52B	244320	247220	0	0	0	0	0	0	0	0	0	0	0
Lot 53	1950710	1956000	0	0	0	0	0	0	0	0	0	0	0
Lot 54	1598810	1601970	0	0	0	0	0	0	0	0	0	0	0
Lot 55	1806420	1810510	0	0	0	0	0	0	0	0	0	0	0
Lot 56	3799870	3801750	0	0	0	0	0	0	0	0	0	0	0
Lot 57			0	0	0	0	0	0	0	0	0	0	0
Lot 58	1586320	1589900	0	0	0	0	0	0	0	0	0	0	0
Lot 59	3505110	3510410	0	0	0	0	0	0	0	0	0	0	0
Lot 60			0	0	0	0	0	0	0	0	0	0	0
Lot 61	1191130	1184490	0	0	0	0	0	0	0	0	0	0	0
Lot 62			0	0	0	0	0	0	0	0	0	0	0
Lot 63			0	0	0	0	0	0	0	0	0	0	0
Lot 64			0	0	0	0	0	0	0	0	0	0	0
Lot 65			0	0	0	0	0	0	0	0	0	0	0
Lot 66	3867260	3672230	0	0	0	0	0	0	0	0	0	0	0
Lot 67	869300	878490	0	0	0	0	0	0	0	0	0	0	0

Monthly Billing

Total Billing for Current Month \$1,856.88 Total gallons used 413,841

2310





Meter Readings

2013

Invoice Date Date Read

3/30/13 3/30/13

Previous Reading	Current Reading	Gallons used this month
------------------	-----------------	-------------------------

	Dec-12	Jan	Feb	Mar	Apr	May	Jun	Jul	Aug	Sep	Oct	Nov	Dec	Previous Reading	Current Reading	Gallons used this month
Meter 1	895300	903200	914400	922100	0	0	0	0	0	0	0	0	0	914400	922100	7700
Meter 2	698960	703940	708960	717180	0	0	0	0	0	0	0	0	0	708960	717180	8220
Not In Service																
Lot 1	3433530	3537210	3539520	3545350	0	0	0	0	0	0	0	0	0	3539520	3545350	5830
Lot 2	8006540	8022400	8087470	8211650	0	0	0	0	0	0	0	0	0	8087470	8211650	124180
Lot 3	823320	826210	828850	831650	0	0	0	0	0	0	0	0	0	828850	831650	2710
Lot 4	1664880	1667960	1671040	1674820	0	0	0	0	0	0	0	0	0	1671040	1674820	3760
Lot 5	568510	568510	568510	568510	0	0	0	0	0	0	0	0	0	568510	568510	0
Lot 6	568510	568510	568510	568510	0	0	0	0	0	0	0	0	0	568510	568510	0
Lot 7	856960	863040	868230	875090	0	0	0	0	0	0	0	0	0	868230	875090	6860
Lot 8	3622510	3628890	3658260	3684170	0	0	0	0	0	0	0	0	0	3658260	3684170	25910
Lot 9	3039510	3046120	3049800	3052770	0	0	0	0	0	0	0	0	0	3049800	3052770	2970
Lot 10	2871970	2977670	2986420	2986420	0	0	0	0	0	0	0	0	0	2986420	2986420	4250
Not In Service																
Lot 11	2187560	2193450	2201650	2208870	0	0	0	0	0	0	0	0	0	2201650	2208870	7220
Lot 12	2687530	2689670	2693330	2703240	0	0	0	0	0	0	0	0	0	2693330	2703240	9910
Lot 13	1609400	1612000	1616940	1621340	0	0	0	0	0	0	0	0	0	1616940	1621340	4400
Lot 14	168910	247010	265230	269990	0	0	0	0	0	0	0	0	0	265230	269990	28760
Lot 15	168910	247010	265230	269990	0	0	0	0	0	0	0	0	0	265230	269990	28760
Lot 16	1687240	1719970	1739900	1761500	0	0	0	0	0	0	0	0	0	1739900	1761500	21800
Lot 17	2586190	2588830	2598280	2631560	0	0	0	0	0	0	0	0	0	2598280	2631560	33280
Lot 18	3646630	3648610	3650070	3652510	0	0	0	0	0	0	0	0	0	3650070	3652510	2440
Lot 19	3194080	3223920	3236940	3275930	0	0	0	0	0	0	0	0	0	3236940	3275930	36990
Not In Service																
Lot 20	2725480	2733570	2741220	2750180	0	0	0	0	0	0	0	0	0	2741220	2750180	8960
Not In Service																
Lot 21	29760	34250	37600	42530	0	0	0	0	0	0	0	0	0	37600	42530	4930
Lot 22	2006340	2015300	2022040	2032070	0	0	0	0	0	0	0	0	0	2022040	2032070	10030
Lot 23	1381380	1384850	1387520	1392100	0	0	0	0	0	0	0	0	0	1387520	1392100	4580
Lot 24	1910010	1913070	1922610	1967330	0	0	0	0	0	0	0	0	0	1922610	1967330	44720
Lot 25	2524570	2536780	2551500	2569920	0	0	0	0	0	0	0	0	0	2551500	2569920	15420
Lot 26	5458550	5461890	5475600	5495400	0	0	0	0	0	0	0	0	0	5475600	5495400	19800
Not In Service																
Lot 27	4920	8350	13710	18480	0	0	0	0	0	0	0	0	0	13710	18480	4770
Lot 28	937830	938640	941660	943200	0	0	0	0	0	0	0	0	0	941660	943200	1540
Lot 29	511350	513580	516920	518970	0	0	0	0	0	0	0	0	0	516920	518970	2050
Lot 30	1885060	1690040	1692920	1695660	0	0	0	0	0	0	0	0	0	1692920	1695660	2740
Not In Service																
Lot 31	1937890	1948000	1960660	1978450	0	0	0	0	0	0	0	0	0	1960660	1978450	17790
Lot 32	1890050	1890420	1917710	1965720	0	0	0	0	0	0	0	0	0	1917710	1965720	46010
Lot 33	82980	89080	98930	115760	0	0	0	0	0	0	0	0	0	98930	115760	16830
Lot 34	4557880	4572210	4583740	4612440	0	0	0	0	0	0	0	0	0	4583740	4612440	16700
Not In Service																
Lot 35	2968970	2967720	2888550	2896610	0	0	0	0	0	0	0	0	0	2888550	2896610	27360
Lot 36																
Lot 37																
Lot 38																
Lot 39																
Lot 40																
Lot 41																
Not In Service																
Lot 42	58306	59825	59825	60226	0	0	0	0	0	0	0	0	0	59825	60226	0
Lot 43	443809	446040	450905	450905	0	0	0	0	0	0	0	0	0	446040	450905	2266
Lot 44	1074800	1085470	1096850	1108050	0	0	0	0	0	0	0	0	0	1096850	1108050	11200
Lot 45	3425230	3427700	3447170	3473050	0	0	0	0	0	0	0	0	0	3447170	3473050	25860

Call Meter Co. PT  
Readings on this  
meter are in  
gallons

	Dec	Jan	Feb	Mar	Apr	May	Jun	Jul	Aug	Sep	Oct	Nov	Dec	
Lot 45	3628220	3628220	3628220	3628280	0	0	0	0	0	0	0	0	0	3628260
Lot 46	1832340	1835080	1843320	1856940	0	0	0	0	0	0	0	0	0	1843320
Lot 47	3059370	3062550	3065950	3069480	0	0	0	0	0	0	0	0	0	3065950
Lot 48	2677150	2682290	2685770	2721140	0	0	0	0	0	0	0	0	0	2721140
Lot 49	457310	460430	467810	470690	0	0	0	0	0	0	0	0	0	470690
Lot 50	2554000	2587840	2611320	2657180	0	0	0	0	0	0	0	0	0	2611320
Lot 51	1590550	1601100	1618480	1647180	0	0	0	0	0	0	0	0	0	1618480
Lot 52B	244320	247220	249780	252420	0	0	0	0	0	0	0	0	0	249780
Lot 53	1950710	1959000	1983610	2024890	0	0	0	0	0	0	0	0	0	1983610
Lot 54	1598910	1601870	1604760	1607650	0	0	0	0	0	0	0	0	0	1604760
Lot 55	1806420	1810510	1813450	1822770	0	0	0	0	0	0	0	0	0	1813450
Lot 56	3798870	3801750	3804310	3852080	0	0	0	0	0	0	0	0	0	3804310
Lot 57	Not in Service													
Lot 58	1566320	1589900	1592970	1595870	0	0	0	0	0	0	0	0	0	1592970
Lot 59	3505110	3510410	3517230	3523230	0	0	0	0	0	0	0	0	0	3517230
Lot 60	Not in Service													
Lot 61	Plummer	1191130	1194490	1197540	1201740	0	0	0	0	0	0	0	0	1197540
Lot 62	Not in Service													
Lot 63	Not in Service (Plummer)													
Lot 64	Not in Service													
Lot 65	Not in Service													
Lot 66	Not in Service													
Lot 67	Sochia	3667260	3672230	3689400	3729210	0	0	0	0	0	0	0	0	3689400
	Dlenoz	989300	978490	989120	1007430	0	0	0	0	0	0	0	0	989120

Monthly Billing

Total Billing for Current Month \$3,805.83

Total gallons used

943,886

117275560 118219445 941666

Meter Readings

2013

Invoice Date 4/30/13 Date Read 4/30/13

Meter 1 Homestead

Meter 2 Homestead

Not In Service

Not In Service

Not In Service

Not In Service

Not In Service

Not In Service

Not In Service

Not In Service

Not In Service

Not In Service

Not In Service

Not In Service

Not In Service

Not In Service

Not In Service

Not In Service

Not In Service

Not In Service

Not In Service

Not In Service

Not In Service

Not In Service

Not In Service

Not In Service

Not In Service

Not In Service

Not In Service

Not In Service

Not In Service

Not In Service

Not In Service

Not In Service

Not In Service

Not In Service

Not In Service

Not In Service

Not In Service

Not In Service

Not In Service

Not In Service

Not In Service

Not In Service

Not In Service

Not In Service

Not In Service

Not In Service

Not In Service

Not In Service

Not In Service

Not In Service

Not In Service

Not In Service

Not In Service

Not In Service

Not In Service

Not In Service

Not In Service

Not In Service

Not In Service

Not In Service

Gallons used this month

Previous Reading	Current Reading
------------------	-----------------

	Dec-12	Jan	Feb	Mar	Apr	May	Jun	Jul	Aug	Sep	Oct	Nov	Dec	Current Reading	Gallons used this month
895300	903200	914400	922100	924000	924000	0	0	0	0	0	0	0	0	922100	924000
699950	703940	708950	717180	718750	718750	0	0	0	0	0	0	0	0	717180	718750
353530	3537210	3539520	3545350	3547870	3547870	0	0	0	0	0	0	0	0	3545350	3547870
8003340	8022400	8087470	8211650	8320470	8320470	0	0	0	0	0	0	0	0	8211650	8320470
823320	828850	831560	831560	834140	834140	0	0	0	0	0	0	0	0	831560	834140
1664880	1667960	1671040	1674820	1685110	1685110	0	0	0	0	0	0	0	0	1674820	1685110
568510	568510	568510	568510	568510	568510	0	0	0	0	0	0	0	0	568510	568510
859980	863040	868230	875090	881270	881270	0	0	0	0	0	0	0	0	875090	881270
3622510	3628890	3658280	3684170	3690320	3690320	0	0	0	0	0	0	0	0	3684170	3690320
3039810	3048120	3048800	3052770	3059260	3059260	0	0	0	0	0	0	0	0	3052770	3059260
2971870	2977870	2982170	2986420	2990680	2990680	0	0	0	0	0	0	0	0	2986420	2990680
2187580	2193450	2201650	2206870	2214870	2214870	0	0	0	0	0	0	0	0	2206870	2214870
2687530	2693330	2699870	2703240	2710620	2710620	0	0	0	0	0	0	0	0	2703240	2710620
1609400	1612000	1616840	1621340	1628330	1628330	0	0	0	0	0	0	0	0	1621340	1628330
186910	247010	265230	293990	334010	334010	0	0	0	0	0	0	0	0	293990	334010
1697240	1716970	1736900	1761500	1760540	1760540	0	0	0	0	0	0	0	0	1761500	1760540
2586190	2588630	2598280	2631560	2648340	2648340	0	0	0	0	0	0	0	0	2631560	2648340
3646830	3648610	3650070	3652510	3659960	3659960	0	0	0	0	0	0	0	0	3652510	3659960
3194080	3223920	3236940	3275930	3305750	3305750	0	0	0	0	0	0	0	0	3275930	3305750
2725480	2733570	2741220	2750180	2759170	2759170	0	0	0	0	0	0	0	0	2750180	2759170
29760	34250	37600	42530	48150	48150	0	0	0	0	0	0	0	0	42530	48150
2006340	2015300	2022040	2032070	2039300	2039300	0	0	0	0	0	0	0	0	2032070	2039300
1381360	1384850	1387520	1392100	1400390	1400390	0	0	0	0	0	0	0	0	1392100	1400390
1910010	1913070	1922610	1927330	1937670	1937670	0	0	0	0	0	0	0	0	1927330	1937670
2524570	2538780	2551500	2566920	2582450	2582450	0	0	0	0	0	0	0	0	2566920	2582450
5458550	5461890	5475600	5485400	5515070	5515070	0	0	0	0	0	0	0	0	5495400	5515070
4920	8350	13710	18480	23940	23940	0	0	0	0	0	0	0	0	18480	23940
937830	939640	941680	943200	944720	944720	0	0	0	0	0	0	0	0	943200	944720
511350	513560	516920	518970	522680	522680	0	0	0	0	0	0	0	0	518970	522680
1685060	1690040	1692920	1695660	1698910	1698910	0	0	0	0	0	0	0	0	1695660	1698910
1937890	1948000	1960860	1978450	2008260	2008260	0	0	0	0	0	0	0	0	1978450	2008260
1880050	1890420	1917710	1965720	2018040	2018040	0	0	0	0	0	0	0	0	1965720	2018040
82890	89080	98930	115760	159320	159320	0	0	0	0	0	0	0	0	115760	159320
4557880	4572210	4593740	4612440	4630620	4630620	0	0	0	0	0	0	0	0	4612440	4630620
2968870	2967720	2968550	2995910	3034390	3034390	0	0	0	0	0	0	0	0	2995910	3034390
59306	59306	59925	60228	60537	60537	0	0	0	0	0	0	0	0	60228	60537
443608	446040	446040	450505	452817	452817	0	0	0	0	0	0	0	0	450505	452817
1074800	1085470	1096650	1108050	1119840	1119840	0	0	0	0	0	0	0	0	1108050	1119840
3425230	3427700	3447170	3473050	3494070	3494070	0	0	0	0	0	0	0	0	3473050	3494070

	Dec	Jan	Feb	Mar	Apr	May	Jun	Jul	Aug	Sep	Oct	Nov	Dec
Lot 45	3628220	3628220	3628220	3628260	3632480	0	0	0	0	0	0	0	0
Lot 46	1832340	1835080	1843320	1856940	1909010	0	0	0	0	0	0	0	0
Lot 47	3059370	3062350	3085950	3069480	3072950	0	0	0	0	0	0	0	0
Lot 48	2671150	2692290	2685770	2721140	2727350	0	0	0	0	0	0	0	0
Lot 49	457310	460430	487810	470680	473870	0	0	0	0	0	0	0	0
Lot 50	2554800	2587840	2611320	2657180	2706790	0	0	0	0	0	0	0	0
Lot 51	1590550	1601100	1618480	1847180	1683260	0	0	0	0	0	0	0	0
Lot 52B	244320	247220	249790	252420	254480	0	0	0	0	0	0	0	0
Lot 53	1850710	1859000	1863610	2024890	2068310	0	0	0	0	0	0	0	0
Lot 54	1598810	1601970	1604760	1607650	1610800	0	0	0	0	0	0	0	0
Lot 55	1806420	1810510	1813450	1822770	1832520	0	0	0	0	0	0	0	0
Lot 56	3798870	3801750	3804310	3862080	3915310	0	0	0	0	0	0	0	0
Lot 57	Not In Service												
Lot 58	1586320	1589900	1592970	1595970	1608390	0	0	0	0	0	0	0	0
Lot 59	3505110	3510410	3517230	3523230	3536130	0	0	0	0	0	0	0	0
Lot 60	Not In Service												
Lot 61	Plummer												
Lot 62	1191130	1194490	1197540	1201740	1206010	0	0	0	0	0	0	0	0
Lot 63	Not In Service (Plummer)												
Lot 64	Not In Service												
Lot 65	Not In Service												
Lot 66	3667290	3672230	3689400	3729210	3767470	0	0	0	0	0	0	0	0
Lot 67	966300	978490	989120	1007430	1017450	0	0	0	0	0	0	0	0

Monthly Billing

Total Billing for Current Month \$3,445.94

Total gallons used 926,751

118219445 119146197 926,751

3628260 1856940 3069480 2721140 470680 2657180 1647180 2024890 2068310 1610800 1822770 3862080 1595870 3536130 1201740 3729210 1007430 3767470 1017450 118219445 119146197 926,751

4220 52070 3470 6210 3180 48610 39080 2070 48420 3150 9750 53230 2520 12900 4270 38280 10020 926751



Meter Readings

2013

Invoice Date 5/31/13 Date Read 5/31/13

Meter 1 Homestead

Meter 2 Homestead

Lot 1 Not In Service

Lot 2 Cotton

Lot 3 Bangart

Lot 4 Vogel

Lot 5 Slancy

Lot 6 McIntyre

Lot 7 Ayers

Lot 8 Waterson

Lot 9 Given

Lot 10 Watkins

Lot 11 Not In Service

Lot 12 Douglass

Lot 13 Jung

Lot 14 Garcia

Lot 15 Ilchner

Lot 16 Hale

Lot 17 Schmittou

Lot 18 Harris

Lot 19 Dobbins

Lot 20 Not In Service

Lot 21 Link

Lot 22 Not In Service

Lot 23 Murdi

Lot 24 Overby

Lot 25 Wood

Lot 26 Volles

Lot 27 Stehling

Lot 28 Nemmyr

Lot 29 Not In Service

Lot 30 Masal

Lot 31 Richardson

Lot 32 Stimpel

Lot 33 Deering

Lot 34 Not In Service

Lot 35 Gregory

Lot 36 Allen

Lot 37 Thoreen

Lot 38 Zirkel

Lot 39 Not In Service

Lot 40 Fordahl

Lot 41 Kallister 44 Ft

Not In Service

Lot 42 Kallister

Lot 43 Baldwin

Lot 44 Henrick

Gallons used this month

	Dec-12	Jan	Feb	Mar	Apr	May	Jun	Jul	Aug	Sep	Oct	Nov	Dec	Previous Reading	Current Reading	Gallons used this month	
Meter 1	895300	903200	914400	922100	924000	925200	0	0	0	0	0	0	0	924000	925200	1200	
Meter 2	698960	703940	708860	711160	718750	718830	0	0	0	0	0	0	0	718750	718830	80	
Lot 1																	
Lot 2	353530	353720	353950	354530	3547870	3552440	0	0	0	0	0	0	0	3547870	3552440	4570	
Lot 3	800530	802240	8087470	8211650	8320470	8378850	0	0	0	0	0	0	0	8320470	8378850	58380	
Lot 4	823320	826210	828650	831560	834140	837720	0	0	0	0	0	0	0	834140	837720	3580	
Lot 5	1664880	1667980	1671040	1674820	1685110	1698660	0	0	0	0	0	0	0	1685110	1698660	13570	
Lot 6	566510	566510	566510	566510	566510	566510	0	0	0	0	0	0	0	566510	566510	0	
Lot 7	850980	850980	850980	850980	850980	850980	0	0	0	0	0	0	0	850980	850980	0	
Lot 8	3822510	3828880	3838260	3884170	3890320	3911160	0	0	0	0	0	0	0	3890320	3911160	20840	
Lot 9	3039610	3046120	3049900	3052770	3059260	3084760	0	0	0	0	0	0	0	3059260	3084760	25500	
Lot 10	2971970	2977870	2982170	2986420	2990580	2997210	0	0	0	0	0	0	0	2990580	2997210	6630	
Lot 11																	
Lot 12	2187580	2193450	2201650	2208870	2214870	2219180	0	0	0	0	0	0	0	2214870	2219180	4310	
Lot 13	2887530	2896670	2899330	2905240	2910820	2915710	0	0	0	0	0	0	0	2910820	2915710	5090	
Lot 14	1609400	1612000	1616940	1621340	1628330	1632740	0	0	0	0	0	0	0	1628330	1632740	4410	
Lot 15	186910	186910	186910	186910	186910	186910	0	0	0	0	0	0	0	186910	186910	0	
Lot 16	1687240	1719970	1739900	1761500	1790540	1789550	0	0	0	0	0	0	0	1760540	1789550	29010	
Lot 17	2566190	2586630	2598280	2631560	2648340	2659330	0	0	0	0	0	0	0	2648340	2659330	9990	
Lot 18	3846830	3848610	3850070	3852510	3859960	3862030	0	0	0	0	0	0	0	3859960	3862030	2070	
Lot 19	3194080	3223920	3236940	3275930	3305750	3347050	0	0	0	0	0	0	0	3305750	3347050	41300	
Lot 20																	
Lot 21	2725460	2733570	2741220	2750180	2759170	2768970	0	0	0	0	0	0	0	2759170	2768970	10800	
Lot 22																	
Lot 23	29760	34250	37600	42530	48150	51370	0	0	0	0	0	0	0	48150	51370	3220	
Lot 24	2006340	2015300	2022040	2032070	2039300	2046520	0	0	0	0	0	0	0	2039300	2046520	9220	
Lot 25	1381360	1384680	1387520	1392100	1400390	1415130	0	0	0	0	0	0	0	1400390	1415130	14740	
Lot 26	1910010	1913070	1922610	1967330	1977670	1980820	0	0	0	0	0	0	0	1977670	1980820	3150	
Lot 27	2524670	2538780	2551500	2566920	2582450	2600330	0	0	0	0	0	0	0	2582450	2600330	17880	
Lot 28	5458550	5461890	5475600	5485400	5515070	5528790	0	0	0	0	0	0	0	5515070	5528790	11720	
Lot 29																	
Lot 30	4920	8360	13710	18480	23940	29040	0	0	0	0	0	0	0	23940	29040	5100	
Lot 31	937830	939840	941660	943200	944720	946340	0	0	0	0	0	0	0	944720	946340	1620	
Lot 32	511350	513560	516920	518970	522680	525980	0	0	0	0	0	0	0	522680	525980	3300	
Lot 33	1680080	1690040	1692920	1695660	1698910	1701970	0	0	0	0	0	0	0	1698910	1701970	3060	
Lot 34																	
Lot 35	1937890	1948000	1960660	1978450	2006260	2027973	0	0	0	0	0	0	0	2006260	2027973	19713	
Lot 36	1890050	1890420	1917710	1965720	2018040	2023190	0	0	0	0	0	0	0	2018040	2023190	5150	
Lot 37	82890	89080	98930	115760	159320	191360	0	0	0	0	0	0	0	159320	191360	32040	
Lot 38	4557880	4572210	4593740	4812440	4690620	4643830	0	0	0	0	0	0	0	4690620	4849830	13210	
Lot 39																	
Lot 40	2966970	2967720	2968550	2995910	3034390	3072300	0	0	0	0	0	0	0	3034390	3072300	37910	
Lot 41																	
Not In Service	59308	59683	59925	60228	60537	60886	0	0	0	0	0	0	0	60537	60886	0	
Lot 42	443309	446040	450505	452817	455427	455427	0	0	0	0	0	0	0	452817	455427	2311	
Lot 43	1074600	1085470	1096850	1108050	1119840	1131210	0	0	0	0	0	0	0	1119840	1131210	11370	
Lot 44	3425230	3427700	3447170	3473050	3494070	3514640	0	0	0	0	0	0	0	3494070	3514640	20570	

	Dec	Jan	Feb	Mar	Apr	May	Jun	Jul	Aug	Sep	Oct	Nov	Dec	
Lot 45	3628220	3628220	3628220	3628220	3632480	3652800	0	0	0	0	0	0	0	3652800
Lot 46	1832340	1835080	1843320	1856940	1890910	1935940	0	0	0	0	0	0	0	1935940
Lot 47	3059370	3062350	3065850	3069480	3072950	3086020	0	0	0	0	0	0	0	3086020
Lot 48	2877160	2882290	2885770	2891140	2897350	2903260	0	0	0	0	0	0	0	2903260
Lot 49	457310	460430	467810	470680	473870	476800	0	0	0	0	0	0	0	476800
Lot 50	2554000	2587840	2611320	2657180	2706780	2733890	0	0	0	0	0	0	0	2733890
Lot 51	1590560	1601100	1616490	1647180	1683260	1704150	0	0	0	0	0	0	0	1704150
Lot 52B	244320	247220	248780	252420	254490	255770	0	0	0	0	0	0	0	255770
Lot 53	1950710	1959000	1963610	2024890	2068310	2111100	0	0	0	0	0	0	0	2111100
Lot 54	1598910	1601870	1604780	1607650	1610800	1616230	0	0	0	0	0	0	0	1616230
Lot 55	1806420	1810510	1813450	1822770	1832520	1844800	0	0	0	0	0	0	0	1844800
Lot 56	3799870	3801750	3804310	3882060	3915310	3973360	0	0	0	0	0	0	0	3973360
Lot 57														
Lot 58	1586320	1589800	1592970	1596870	1598390	1601600	0	0	0	0	0	0	0	1601600
Lot 59	3503110	3510410	3517230	3523230	3538130	3565390	0	0	0	0	0	0	0	3565390
Lot 60														
Lot 61	1191130	1194480	1197540	1201740	1206010	1210190	0	0	0	0	0	0	0	1210190
Lot 62														
Lot 63														
Lot 64														
Lot 65														
Lot 66	3687260	3672230	3669400	3729210	3767470	3808480	0	0	0	0	0	0	0	3808480
Lot 67	969300	978480	989120	1007430	1017450	1041070	0	0	0	0	0	0	0	1041070

Hadley  
Kiner  
Cantrell  
Myers  
Carler  
Trulock  
Korman  
Howard  
Calderon  
Boerje  
Chiarelli  
Howard  
Not in Service  
Brown  
Toth  
Not in Service  
Plummer  
Not in Service (Plummer)  
Not in Service  
Not in Service  
Not in Service  
Sochia  
Diemoz

Monthly Billing

Total Billing for Current Month \$3,107.51

Total gallons used 826,434

119146197 119972630 826134



Lot	Hadley	Jan	Feb	Mar	Apr	May	Jun	Jul	Aug	Sep	Oct	Nov	Dec	
Lot 45	Hadley	3628220	3628220	3628260	3632480	3652800	3661980	0	0	0	0	0	0	3661980
Lot 46	Kiner	1832340	1833320	1856940	1909010	1935940	1952860	0	0	0	0	0	0	1952860
Lot 47	Camrill	3059370	3062560	3069480	3072950	3088020	3090610	0	0	0	0	0	0	3088020
Lot 48	Myers	2677150	2682290	2685770	2721140	2737260	2746640	0	0	0	0	0	0	2737260
Lot 49	Cartier	457310	460430	467810	473870	478900	480860	0	0	0	0	0	0	478900
Lot 50	Trulock	2554900	2587840	2611320	2657180	2733890	2773250	0	0	0	0	0	0	2733890
Lot 51	Korman	1590550	1601100	1618480	1647180	1704150	1726940	0	0	0	0	0	0	1704150
Lot 52B	Howard	244320	247220	248790	252420	255770	256040	0	0	0	0	0	0	255770
Lot 53	Galderton	1950710	1959000	1963610	2024890	2088310	2111000	0	0	0	0	0	0	2111000
Lot 54	Boertje	1598910	1601970	1604760	1607650	1616230	1621490	0	0	0	0	0	0	1621490
Lot 55	Chianelli	1806420	1810510	1813450	1822770	1832520	1844800	0	0	0	0	0	0	1844800
Lot 56	Howard	3799870	3801750	3804310	3820280	3915310	4054821	0	0	0	0	0	0	4054821
Lot 57	Not In Service													
Lot 58	Brown	1586320	1589900	1592970	1595870	1601800	1606400	0	0	0	0	0	0	1601800
Lot 59	Toih	3505110	3510410	3517230	3523230	3536130	3602620	0	0	0	0	0	0	3565380
Lot 60	Not In Service													
Lot 61	Plummer	1191130	1194480	1201740	1206010	1210190	1214830	0	0	0	0	0	0	1210190
Lot 62	Not In Service (Plummer)													
Lot 63	Not In Service													
Lot 64	Not In Service													
Lot 65	Not In Service													
Lot 66	Socha	3667260	3672230	3688400	3723210	3767470	3850750	0	0	0	0	0	0	3808480
Lot 67	Diemoz	969300	978490	989120	1007490	1017450	1058430	0	0	0	0	0	0	1041070

Monthly Billing

Total Billing for Current Month \$3,536.67

Total gallons used 921,155

920969

Meter Readings

2013

Invoice Date Date Read  
7/31/13 7/31/13

Previous Reading	Current Reading	Gallons used this month
------------------	-----------------	-------------------------

	Dec-12	Jan	Feb	Mar	Apr	May	Jun	Jul	Aug	Sep	Oct	Nov	Dec	
Meter 1	895300	903200	914400	922100	924000	925200	926500	927400	0	0	0	0	0	927400
Meter 2	998960	703840	706960	717180	718750	718930	718830	719900	0	0	0	0	0	719900
Lot 1	3533530	3537210	3539520	3545350	3547870	3552440	3578520	3593810	0	0	0	0	0	3593810
Lot 2	8005340	8022400	8087470	8211650	8320470	8378950	8459160	8544480	0	0	0	0	0	8544480
Lot 3	823320	826210	828850	831550	834140	837720	838180	841170	0	0	0	0	0	841170
Lot 4	1664880	1667960	1671040	1674820	1685110	1689680	1711810	1724440	0	0	0	0	0	1724440
Lot 5	566510	566510	566510	566510	566510	566510	566510	566510	0	0	0	0	0	566510
Lot 6	856980	863040	868230	875090	881270	887540	892850	898600	0	0	0	0	0	898600
Lot 7	3828250	3828690	3858260	3884170	3890320	3911160	3913950	3919380	0	0	0	0	0	3919380
Lot 8	3039810	3046120	3049800	3052770	3059260	3084760	3094950	3127470	0	0	0	0	0	3127470
Lot 9	2971970	2977870	2982170	2986420	2990680	2997210	3005660	3022030	0	0	0	0	0	3022030
Lot 10									0	0	0	0	0	
Lot 11									0	0	0	0	0	
Lot 12	2187560	2193450	2201650	2208870	2214870	2219180	2226590	2233500	0	0	0	0	0	2233500
Lot 13	2687530	2688870	2693330	2703240	2710620	2715710	2727400	2743820	0	0	0	0	0	2743820
Lot 14	1609400	1612000	1616940	1621340	1628330	1632740	1637300	1645480	0	0	0	0	0	1645480
Lot 15	166910	247010	285230	283990	334010	373010	413930	452320	0	0	0	0	0	452320
Lot 16	1897240	1719970	1739900	1781500	1780540	1789550	1806880	1826350	0	0	0	0	0	1826350
Lot 17	2566190	2588630	2598280	2631560	2649940	2659330	2672140	2701850	0	0	0	0	0	2701850
Lot 18	3646830	3648610	3650070	3652510	3659960	3662030	3665310	3668410	0	0	0	0	0	3668410
Lot 19	3194080	3223920	3236940	3275930	3305750	3347050	3385240	3435210	0	0	0	0	0	3435210
Lot 20									0	0	0	0	0	
Lot 21	2725480	2733570	2741220	2750160	2759170	2769970	2810910	2876150	0	0	0	0	0	2876150
Lot 22									0	0	0	0	0	
Lot 23	29760	34250	37600	42530	48150	51370	56300	67780	0	0	0	0	0	67780
Lot 24	2006340	2015300	2022040	2032070	2039300	2048520	2057870	2073330	0	0	0	0	0	2073330
Lot 25	1381360	1384850	1387520	1392100	1400390	1415130	1422950	1443780	0	0	0	0	0	1443780
Lot 26	1910010	1913070	1922610	1927610	1977670	1980820	1990270	2026880	0	0	0	0	0	2026880
Lot 27	2524570	2538780	2551500	2566920	2582450	2600330	2615670	2627980	0	0	0	0	0	2627980
Lot 28	5458550	5461890	5475600	5495400	5515070	5528790	5546360	5571990	0	0	0	0	0	5571990
Lot 29									0	0	0	0	0	
Lot 30	4820	8350	13710	18480	23940	29040	33400	39430	0	0	0	0	0	39430
Lot 31	637830	939640	941650	943200	944720	946340	948460	950150	0	0	0	0	0	950150
Lot 32	511360	513960	516920	518970	522680	525980	530060	532270	0	0	0	0	0	532270
Lot 33	1685060	1690040	1692920	1695660	1699910	1701870	1703670	1706230	0	0	0	0	0	1706230
Lot 34									0	0	0	0	0	
Lot 35	1937890	1948000	1960660	1978450	2008280	2027973	2050700	2084800	0	0	0	0	0	2084800
Lot 36	1860050	1890420	1917710	1965720	2018040	2023160	15200	39830	0	0	0	0	0	39830
Lot 37	82980	89080	98830	115760	159320	191360	229420	271530	0	0	0	0	0	271530
Lot 38	4557980	4572210	4593740	4612440	4630620	4643830	4661560	4681960	0	0	0	0	0	4681960
Lot 39									0	0	0	0	0	
Lot 40	2986970	2967720	2968550	2995910	3034380	3072300	3106040	3144220	0	0	0	0	0	3144220
Lot 41									0	0	0	0	0	
Not In Service									0	0	0	0	0	
Lot 42	59306	58831	58925	60228	60537	60886	81220	81220	0	0	0	0	0	81220
Lot 43	443609	446040	450505	452817	455427	455427	457926	457926	0	0	0	0	0	457926
Lot 44	1074600	1065470	1096850	1108050	1119840	1131210	1144340	1156160	0	0	0	0	0	1156160
Lot 45	3425230	3427700	3447170	3473050	3494070	3514840	3536760	3565780	0	0	0	0	0	3565780
Lot 46									0	0	0	0	0	
Lot 47									0	0	0	0	0	
Lot 48									0	0	0	0	0	
Lot 49									0	0	0	0	0	
Lot 50									0	0	0	0	0	
Lot 51									0	0	0	0	0	
Lot 52									0	0	0	0	0	
Lot 53									0	0	0	0	0	
Lot 54									0	0	0	0	0	
Lot 55									0	0	0	0	0	
Lot 56									0	0	0	0	0	
Lot 57									0	0	0	0	0	
Lot 58									0	0	0	0	0	
Lot 59									0	0	0	0	0	
Lot 60									0	0	0	0	0	
Lot 61									0	0	0	0	0	
Lot 62									0	0	0	0	0	
Lot 63									0	0	0	0	0	
Lot 64									0	0	0	0	0	
Lot 65									0	0	0	0	0	
Lot 66									0	0	0	0	0	
Lot 67									0	0	0	0	0	
Lot 68									0	0	0	0	0	
Lot 69									0	0	0	0	0	
Lot 70									0	0	0	0	0	
Lot 71									0	0	0	0	0	
Lot 72									0	0	0	0	0	
Lot 73									0	0	0	0	0	
Lot 74									0	0	0	0	0	
Lot 75									0	0	0	0	0	
Lot 76									0	0	0	0	0	
Lot 77									0	0	0	0	0	
Lot 78									0	0	0	0	0	
Lot 79									0	0	0	0	0	
Lot 80									0	0	0	0	0	
Lot 81									0	0	0	0	0	
Lot 82									0	0	0	0	0	
Lot 83									0	0	0	0	0	
Lot 84									0	0	0	0	0	
Lot 85									0	0	0	0	0	
Lot 86									0	0	0	0	0	
Lot 87									0	0	0	0	0	
Lot 88									0	0	0	0	0	
Lot 89									0	0	0	0	0	
Lot 90									0	0	0	0	0	
Lot 91									0	0	0	0	0	
Lot 92									0	0	0	0	0	
Lot 93									0	0	0	0	0	
Lot 94									0	0	0	0	0	
Lot 95									0	0	0	0	0	
Lot 96									0	0	0	0	0	
Lot 97									0	0	0	0	0	
Lot 98									0	0	0	0	0	
Lot 99									0	0	0	0	0	
Lot 100									0	0	0	0	0	
Lot 101									0	0	0	0	0	
Lot 102									0	0	0	0	0	
Lot 103									0	0	0	0	0	
Lot 104									0	0	0	0	0	
Lot 105									0	0	0	0	0	
Lot 106									0	0	0	0	0	
Lot 107									0	0	0	0	0	
Lot 108									0	0	0	0	0	
Lot 109									0	0	0	0	0	
Lot 110									0	0	0	0	0	
Lot 111									0	0	0	0	0	
Lot 112									0	0	0	0	0	
Lot 113									0	0	0	0	0	
Lot 114									0	0	0	0	0	</

	Dec	Jan	Feb	Mar	Apr	May	Jun	Jul	Aug	Sep	Oct	Nov	Dec			
Lot 45	3628220	3628220	3628220	3628220	3632480	3652800	3661960	3686930	0	0	0	0	0	3661960	3666930	4970
Lot 46	1832340	1836080	1843320	1856940	1909010	1935640	1952860	2040230	0	0	0	0	0	1952860	2040230	87370
Lot 47	3059370	3082550	3065950	3069480	3072950	3088020	3090610	3120820	0	0	0	0	0	3090610	3120620	30010
Lot 48	2677150	2682290	2685770	2721140	2727360	2737280	2748640	2787170	0	0	0	0	0	2748640	2767110	16470
Lot 49	457310	460430	467810	470680	473870	476900	480860	484180	0	0	0	0	0	480860	484180	3320
Lot 50	2554900	2587840	2611320	2657180	2708790	2733890	2773250	2842780	0	0	0	0	0	2773250	2842780	69530
Lot 51	1590550	1601100	1618490	1647180	1683260	1704150	1728640	1757770	0	0	0	0	0	1728640	1757770	26830
Lot 52B	244320	247220	248780	252420	254480	255770	256040	256360	0	0	0	0	0	256040	256360	320
Lot 53	1950710	1959000	1983610	2024890	2068310	2111100	2150840	2202970	0	0	0	0	0	2150840	2202970	52130
Lot 54	1598910	1601970	1604760	1607650	1610800	1616230	1621490	1637040	0	0	0	0	0	1621490	1637040	15550
Lot 55	1806420	1810510	1813450	1822170	1832520	1844800	1867230	1889500	0	0	0	0	0	1867230	1889500	22270
Lot 56	3798870	3801750	3804310	3822080	3915310	3973360	4054821	4131740	0	0	0	0	0	4054821	4131740	76919
Lot 57	1586320	1589900	1592970	1595870	1598390	1601600	1606400	1616560	0	0	0	0	0	1606400	1616560	10160
Lot 58	3505110	3510410	3517230	3523230	3536130	3565360	3602820	3625860	0	0	0	0	0	3602820	3625860	23240
Lot 60	1191130	1194490	1197540	1201740	1208010	1210160	1214830	1218570	0	0	0	0	0	1214830	1218570	3740
Lot 61	Plummer															
Lot 62	Not In Service (Plummer)															
Lot 63	Not In Service															
Lot 64	Not In Service															
Lot 65	Not In Service															
Lot 66	Socha	3672230	3689400	3729210	3767470	3808480	3850750	3897560	0	0	0	0	0	3850750	3897580	48830
Lot 67	Diamoz	969300	978490	989120	1007430	1041070	1058430	1082750	0	0	0	0	0	1058430	1082750	24320

Total Billing for Current Month \$4,909.49

Total gallons used 127,954

118878148 120167876 1,279,727

Monthly Billing

Meter Readings

2013

Invoice Date Date Read

8/31/13 8/31/13

Previous Reading	Current Reading	Gallons used this month
------------------	-----------------	-------------------------

	Dec-12	Jan	Feb	Mar	Apr	May	Jun	Jul	Aug	Sep	Oct	Nov	Dec	Current Reading	Gallons used this month
Meter 1	895300	908200	914400	922100	924000	925200	926500	927400	929500	0	0	0	0	929500	2100
Meter 2	696990	703940	708960	717180	718750	718930	718930	719900	722430	0	0	0	0	722430	2630
Lot 1	0	0	0	0	0	0	0	10	870	0	0	0	0	870	860
Lot 2	3533530	3537210	3539520	3545350	3547870	3552440	3576520	3593810	3715050	0	0	0	0	3715050	121240
Lot 3	8005340	8022400	8087470	8211850	8320470	8378850	8469180	8554490	8743980	0	0	0	0	8743980	119980
Lot 4	823320	826210	828850	831850	834140	837720	838160	841170	845090	0	0	0	0	845090	3690
Lot 5	1664890	1667960	1671040	1674820	1678510	1682660	1711910	1724450	1744050	0	0	0	0	1744050	19610
Lot 6	566510	566510	566510	566510	566510	566510	566510	566510	566510	0	0	0	0	566510	0
Lot 7	856880	863040	868230	875090	881270	887540	892650	899600	904980	0	0	0	0	904980	5380
Lot 8	3822510	3828960	3858260	3884170	3890320	3911160	3913950	3919380	3931080	0	0	0	0	3931080	11680
Lot 9	3039980	3048120	3049800	3052770	3059260	3084760	3094950	3127470	3152550	0	0	0	0	3152550	25080
Lot 10	2971970	2977970	2982170	2988420	2990680	2997210	3005680	3022030	3036460	0	0	0	0	3036460	14430
Lot 11															
Lot 12	2187560	2193450	2201650	2208970	2214870	2219180	2226950	2233500	2249940	0	0	0	0	2249940	16440
Lot 13	2687530	2699670	2693330	2703240	2710620	2715710	2727400	2743620	2759980	0	0	0	0	2759980	16160
Lot 14	1609400	1612000	1618940	1621340	1628330	1632740	1637300	1645480	1657580	0	0	0	0	1657580	12080
Lot 15	186910	247010	265230	293990	334070	373010	413830	452320	507550	0	0	0	0	507550	55230
Lot 16	1697240	1719970	1739900	1761500	1780540	1799550	1809680	1826350	1842996	0	0	0	0	1842996	16646
Lot 17	2586190	2588930	2598280	2691560	2646340	2659330	2672140	2701850	2725100	0	0	0	0	2725100	23250
Lot 18	3646830	3648810	3650070	3652510	3659960	3662030	3665310	3668410	3671550	0	0	0	0	3671550	3140
Lot 19	3194080	3223920	3236940	3275930	3305750	3347050	3385240	3435210	3508810	0	0	0	0	3508810	73600
Lot 20															
Lot 21	2725480	2733570	2741220	2750180	2759170	2769970	2810910	2876150	2941200	0	0	0	0	2941200	65050
Lot 22															
Lot 23	29780	34250	37600	42530	48150	51370	56300	67780	78400	0	0	0	0	78400	10620
Lot 24	2006340	2015300	2022040	2032070	2038300	2048620	2057870	2073330	2092940	0	0	0	0	2092940	16510
Lot 25	1381360	1384850	1387520	1392100	1400380	1415130	1422950	1443780	1476400	0	0	0	0	1476400	32620
Lot 26	1910010	1913070	1922610	1967330	1977870	1980820	1990270	2026880	2037070	0	0	0	0	2037070	10190
Lot 27	2524570	2538780	2551500	2566920	2582450	2600330	2615670	2627980	2644870	0	0	0	0	2644870	16680
Lot 28	5458550	5451890	5475600	5485400	5515070	5526790	5546360	5571990	5589120	0	0	0	0	5589120	17130
Lot 29															
Lot 30	4920	8350	13710	18480	23940	29040	33400	39430	46450	0	0	0	0	46450	7020
Lot 31	937830	939640	941660	943200	944720	946340	948480	950150	952330	0	0	0	0	952330	2180
Lot 32	511350	513560	516920	518970	522660	525980	530060	535270	540060	0	0	0	0	540060	6760
Lot 33	1685080	1690040	1692920	1695660	1698610	1701970	1703670	1706230	1709110	0	0	0	0	1709110	2880
Lot 34															
Lot 35	1937690	1948000	1960660	1976450	2008260	2027973	2050700	2084800	2116440	0	0	0	0	2116440	31640
Lot 36	1680050	1690420	1917710	1965720	2018040	2023190	19200	38830	60730	0	0	0	0	60730	21900
Lot 37	82690	89060	98930	115760	159320	191360	229420	271530	313620	0	0	0	0	313620	42080
Lot 38	4557880	4572210	4593740	4812440	4830820	4843830	4661560	4681960	4704800	0	0	0	0	4704800	22640
Lot 39															
Lot 40	2966970	2967720	2968550	2965910	3034390	3072300	3106040	3144220	3174590	0	0	0	0	3174590	30370
Lot 41															
Not In Service	50306	50306	59925	60228	80537	60866	61220	61550	0	0	0	0	0	61550	0
Lot 42	443609	446040	45925	450505	452817	455427	457928	460394	463994	0	0	0	0	463994	2630
Lot 43	1074600	1085470	1096850	1108050	1119640	1131210	1144340	1156160	1168230	0	0	0	0	1168230	12070
Lot 44	3425230	3427700	3447170	3473050	3494070	3514640	3535780	3565780	3584900	0	0	0	0	3565780	19120

Callister cu. Ft.  
Readings on this  
meter are in  
cubic feet.

Lot #	Customer	Dec	Jan	Feb	Mar	Apr	May	Jun	Jul	Aug	Sep	Oct	Nov	Dec
Lot 45	Hadley	3628220	3628220	3628220	3628220	3632480	3652800	3661960	3666930	3670400	0	0	0	3666930
Lot 46	Kliner	1832340	1835080	1843320	1856940	1909010	1935940	1952860	2040230	2069270	0	0	0	2040230
Lot 47	Cantrell	3059370	3062550	3068950	3069480	3072960	3088020	3098610	3120820	3131850	0	0	0	3120820
Lot 48	Myers	2877150	2882290	2885770	2721140	2727350	2737260	2748840	2787110	2785260	0	0	0	2785260
Lot 49	Cartier	457310	460430	467810	470690	473870	476900	480860	484180	487840	0	0	0	484180
Lot 50	Trulock	2554900	2587840	2611320	2657180	2706790	2733890	2773250	2842780	2918020	0	0	0	2842780
Lot 51	Korman	1580550	1601100	1618480	1647180	1683260	1704150	1728940	1753770	1798910	0	0	0	1798910
Lot 52B	Howard	244320	247220	249780	252420	254480	256770	259040	266360	268810	0	0	0	268810
Lot 53	Calderon	1950710	1956000	1963810	2024890	2068310	2111100	2150840	2202970	2248530	0	0	0	2202970
Lot 54	Boettje	1588910	1601970	1604760	1607650	1610800	1616230	1621490	1637040	1647830	0	0	0	1637040
Lot 55	Chiarrelli	1806420	1810510	1813450	1822770	1832520	1844800	1867230	1889500	1929770	0	0	0	1889500
Lot 56	Howard	3798870	3801750	3804310	3862080	3915310	3973360	4054821	4131740	4152941	0	0	0	4131740
Lot 57	Not In Service													
Lot 58	Brown	1586320	1589900	1592970	1595870	1598390	1601800	1606400	1616850	1628090	0	0	0	1616850
Lot 59	Toth	3505110	3510410	3517230	3523230	3536130	3555380	3602820	3625860	3643240	0	0	0	3625860
Lot 60	Not In Service													
Lot 61	Plummer	1191130	1194400	1197540	1201740	1206010	1210190	1214830	1218570	1234770	0	0	0	1218570
Lot 62	Not In Service (Plummer)													
Lot 63	Not In Service													
Lot 64	Not In Service													
Lot 65	Not In Service													
Lot 66	Socha	3567260	3672230	3689400	3729210	3767470	3808460	3850750	3897560	3941500	0	0	0	3897560
Lot 67	Diemaz	986300	978490	989120	1007430	1017450	1041070	1058430	1082750	1113940	0	0	0	1082750

Monthly Billing

Total Billing for Current Month \$4,893.84 Total gallons used 1369897

11970200 121072097 1,369,897



Meter Readings

2013

Invoice Date Date Read

9/30/13 9/30/13

Meter 1 Homestead

Meter 2 Homestead

Lot 1 Rodriguez

Lot 2 Cotton

Lot 3 Bangart

Lot 4 Vogel

Lot 5 Slacey

Lot 6 McIntyre

Lot 7 Ayers

Lot 8 Watterson

Lot 9 Given

Lot 10 Watkins

Lot 11 Not In Service

Lot 12 Douglas

Lot 13 Jung

Lot 14 Garcia

Lot 15 Iischer

Lot 16 Hale

Lot 17 Schmittou

Lot 18 Harris

Lot 19 Dobbins

Lot 20 Not In Service

Lot 21 Link

Lot 22 Not In Service

Lot 23 Murch

Lot 24 Overby

Lot 25 Wood

Lot 26 Volles

Lot 27 Stehling

Lot 28 Nermwr

Lot 29 Not In Service

Lot 30 Masi

Lot 31 Richardson

Lot 32 Strimpel

Lot 33 Deering

Lot 34 Not In Service

Lot 35 Gregory

Lot 36 Allen

Lot 37 Thoreen

Lot 38 Zirkel

Lot 39 Not In Service

Lot 40 Fordsahl

Lot 41 Not In Service

Lot 42 Kallister

Lot 43 Baldwin

Lot 44 Henick

Gallons used this month

Previous Reading

Current Reading

Dec

Nov

Oct

Sep

Aug

Jul

Jun

May

Apr

Mar

Feb

Jan

Dec-12

Meter	Dec-12	Jan	Feb	Mar	Apr	May	Jun	Jul	Aug	Sep	Oct	Nov	Dec	Previous Reading	Current Reading	Gallons used this month
Meter 1	665300	603200	914400	922100	924000	925200	926500	927400	928500	931100	0	0	0	929500	931100	1600
Meter 2	688960	703940	708960	717180	718750	718830	718830	719000	722430	723710	0	0	0	722430	723710	1280
Lot 1	0	0	0	0	0	0	0	10	870	1650	0	0	0	870	1650	780
Lot 2	3533530	3537210	3539520	3545950	3547870	3552440	3578520	3593810	3715050	3766150	0	0	0	3715050	3766150	51100
Lot 3	6005340	6022400	6087470	6211650	6320470	6378950	6459160	6554490	6674380	6892720	0	0	0	6674380	6892720	16340
Lot 4	823320	826210	826850	831560	834140	837720	838170	841170	845060	847050	0	0	0	845060	847050	1890
Lot 5	1684860	1667960	1671040	1674820	1685110	1698860	1711810	1724440	1744050	1757270	0	0	0	1744050	1757270	13220
Lot 6	568510	566510	568510	568510	568510	568510	568510	568510	568510	568510	0	0	0	568510	568510	0
Lot 7	856980	863040	868230	875090	881270	887540	892850	896600	904980	910940	0	0	0	904980	910940	5960
Lot 8	3822510	3828890	3858260	3884170	3890320	3911160	3913950	3919380	3931060	3941300	0	0	0	3931060	3941300	10240
Lot 9	3039810	3048120	3049800	3052770	3058280	3084760	3084950	3127470	3152550	3167250	0	0	0	3152550	3167250	14700
Lot 10	2971970	2977870	2982170	2986420	2990680	2997210	3005660	3022030	3038460	3041750	0	0	0	3038460	3041750	5290
Lot 11	Not In Service															
Lot 12	2187560	2193450	2201650	2208870	2214870	2219180	2226590	2233500	2249840	2254890	0	0	0	2249840	2254890	4940
Lot 13	2687530	2688970	2693330	2703240	2710620	2715710	2727400	2743820	2759980	2767500	0	0	0	2759980	2767500	7520
Lot 14	1608400	1612000	1616940	1621940	1628330	1632740	1637300	1645480	1657560	1666980	0	0	0	1657560	1666980	9420
Lot 15	186910	247010	265230	293990	334010	373010	413830	452320	507550	559510	0	0	0	507550	559510	51960
Lot 16	1897240	1719970	1739900	1761500	1780540	1789550	1809660	1826350	1842968	1859000	0	0	0	1842968	1859000	16004
Lot 17	2586180	2588830	2589280	2631560	2649340	2668330	2672140	2701850	2725100	2727830	0	0	0	2725100	2727830	2830
Lot 18	3848930	3848810	3850070	3852510	3859980	3862030	3868310	3868410	3871550	3875810	0	0	0	3871550	3875810	4060
Lot 19	3184080	3223920	3236940	3275930	3305750	3347050	3385240	3435210	3508810	3558560	0	0	0	3508810	3558560	49750
Lot 20	Not In Service															
Lot 21	2725480	2733570	2741220	2750180	2759170	2768970	2810910	2876150	2941200	2955080	0	0	0	2941200	2955080	13880
Lot 22	Not In Service															
Lot 23	29760	34250	37600	42530	48150	51370	56300	67780	78400	85920	0	0	0	78400	85920	7520
Lot 24	2006340	2015300	2022040	2032070	2039500	2048520	2057870	2073330	2092940	2102800	0	0	0	2092940	2102800	9860
Lot 25	1381380	1384850	1387520	1392100	1400390	1415130	1422850	1443780	1476400	1479150	0	0	0	1476400	1479150	2750
Lot 26	1910010	1913070	1922610	1927930	1937670	1948920	1960270	2028880	2037070	2040280	0	0	0	2037070	2040280	3210
Lot 27	2524570	2538780	2551500	2566920	2582450	2600330	2615970	2627980	2644670	2648450	0	0	0	2644670	2648450	3780
Lot 28	5458550	5461890	5475600	5495400	5515070	5528790	5546360	5571990	5589120	5598480	0	0	0	5589120	5598480	9360
Lot 29	4920	8350	13710	18480	23940	29040	33400	39430	48450	51770	0	0	0	48450	51770	5920
Lot 30	937830	939640	941660	943200	944720	946340	948460	950150	952330	954070	0	0	0	952330	954070	1740
Lot 31	511350	513560	516920	518970	522580	525980	530060	532770	540060	542940	0	0	0	540060	542940	2880
Lot 32	1685060	1690040	1692920	1695860	1698910	1701970	1703670	1706230	1708110	1712360	0	0	0	1708110	1712360	3250
Lot 33	Not In Service															
Lot 34	1937890	1948000	1960660	1978450	2008260	2027973	2050700	2084800	2116440	2129920	0	0	0	2116440	2129920	7480
Lot 35	1880050	1890420	1917710	1965720	2018040	2023190	15200	38830	60730	80630	0	0	0	60730	80630	19900
Lot 36	82680	89080	98930	115760	158320	191360	228420	271530	313820	332360	0	0	0	313820	332360	18740
Lot 37	4557880	4572210	4593740	4812440	4930620	4843830	4681580	4681960	4704600	4717750	0	0	0	4704600	4717750	13150
Lot 38	Not In Service															
Lot 39	2966970	2967720	2968550	2985910	3034390	3072300	3106040	3144220	3174590	3198710	0	0	0	3174590	3198710	24120
Lot 40	Not In Service															
Lot 41	59308	59531	59825	60228	60537	60886	61220	61550	0	0	0	0	0	0	0	0
Lot 42	443609	446040	448040	452817	455427	457928	457928	480394	2250	4880	0	0	0	2250	4880	2630
Lot 43	1074600	1085470	1096850	1108050	1119840	1131210	1144340	1158120	1168230	1179720	0	0	0	1168230	1179720	11490
Lot 44	3425230	3427700	3447170	3473050	3484070	3514640	3536780	3555780	3584900	3590710	0	0	0	3584900	3590710	5810

	Dec	Jan	Feb	Mar	Apr	May	Jun	Jul	Aug	Sep	Oct	Nov	Dec
Lot 45 Hadley	3628220	3628220	3628220	3628260	3632460	3652800	3661960	3666930	3670400	3673640	0	0	0
Lot 46 Kiner	1832340	1835080	1843320	1856940	1909010	1935940	1952860	2040230	2089270	2089750	0	0	0
Lot 47 Cantrell	3059370	3062550	3065950	3069480	3072980	3080820	3090610	3120620	3131850	3134650	0	0	0
Lot 48 Myers	2677150	2682280	2685770	2721140	2727950	2737260	2748840	2767110	2785280	2795260	0	0	0
Lot 49 Carlier	4673110	4604300	4678110	4706990	4738770	4769900	4800660	4841180	4878400	4911160	0	0	0
Lot 50 Trulock	2554800	2567840	2611920	2657180	2706790	2733890	2773250	2842780	2919020	2934100	0	0	0
Lot 51 Korman	1590550	1601100	1618490	1647180	1683260	1704150	1726840	1753770	1798910	1808750	0	0	0
Lot 52B Howard	244320	247220	249780	252420	254460	255770	266040	266360	266810	267120	0	0	0
Lot 53 Calderon	1850710	1859000	1863610	1868310	1873010	1877710	1882410	1887110	1891810	1896510	0	0	0
Lot 54 Boerly	1598910	1601970	1604760	1607650	1610800	1615230	1621450	1637040	1647830	1652460	0	0	0
Lot 55 Chiarrelli	1806420	1810510	1813450	1822770	1832520	1844800	1867230	1889500	1929770	1943050	0	0	0
Lot 56 Howard	3799870	3801750	3804310	3822080	3915310	3973360	4054621	4131740	4152941	4164030	0	0	0
Lot 57 Not in Service													
Lot 58 Brown	1586320	1589900	1592370	1595870	1598390	1601600	1604400	1616560	1628000	1633510	0	0	0
Lot 59 Toth	3505110	3510410	3517230	3523230	3536130	3565380	3602620	3625960	3643240	3661410	0	0	0
Lot 60 Not in Service													
Lot 61 Plummer	1191130	1194490	1197540	1201740	1206010	1210180	1214830	1218570	1234770	1238850	0	0	0
Lot 62 Not in Service (Plummer)													
Lot 63 Not in Service													
Lot 64 Not in Service													
Lot 65 Not in Service													
Lot 66 Socha	3687260	3672230	3689400	3729210	3767470	3808480	3850750	3897580	3941500	3981890	0	0	0
Lot 67 Diemoz	889300	978490	989120	1007430	1017450	1041070	1056430	1082750	1113940	1123960	0	0	0

Monthly Billing

Total Billing for Current Month \$2,656.98

Total gallons used 624,573

624,573

121069467 121694040 624573