

# Service Corp Billing - "Billed From" Summary

(12) Dec

## AEPTC\_INT\_CONSOL

		Billed From	Total ACTUAL Billed	Billed To: 211 AEP Texas Control Company-Dist	Billed To: 109 AEP Texas Control Company-Tran	Billed To: 147 AEP Texas Central Company -Gen	Billed To: 179 AEP Texas Control Company-Nucl
2006	Utility Operations	12165R Energy Trading & Marketing	\$0	\$0	\$0		
2006		12369R Utility Operations Ohio	-\$1,853	-\$2,085	\$212		
2006		10025 Reg Affairs & Case Mgmt	-\$12,585	-\$10,283	-\$2,144	-\$158	
2006		10811 Regulatory Services	-\$74,233	-\$60,654	-\$12,648	-\$931	
2006	Utility Operations		\$5,100,818	\$2,917,839	\$2,233,057	-\$50,077	
2006	Total		\$8,278,271	\$5,208,497	\$3,067,404	\$2,370	\$0

Staff's 15, CR15-3 Attachment 1

American Electric Power Service Corporation

Billing for Services Rendered to AEP Texas Central Company

January 2007

## Service Corp Billing Summary

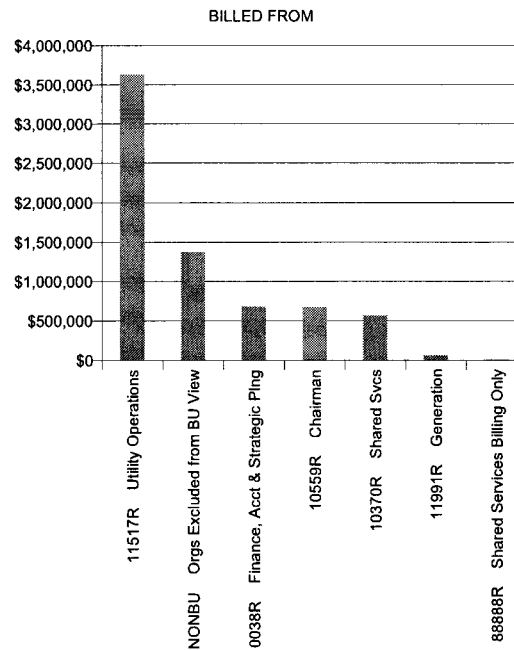
2/5/2007

Period: (01) Jan

AEPTC\_INT\_CONSOL

**\$7,001,599** Total Service Corp Billing to the Operating Company GL/BU'S  
**\$3,632,084** Total Originating from Within Utility Operations  
**\$3,369,514** Total originating from Shared Svcs and Other Service Corp Support

Years	BILLED FROM....	Actual Billed	Forecasted Billing	Variance
2007	11517R Utility Operations	\$3,632,084	\$5,243,064	-\$1,610,979
	10370R Shared Svcs	\$566,592	\$1,033,233	-\$466,641
	10559R Chairman	\$669,619	\$809,203	-\$139,584
	11991R Generation	\$66,182	\$65,609	\$572
	NONBU Orgs Excluded from BU View	\$1,376,067	-\$102,781	\$1,478,849
	88888R Shared Services Billing Only	\$7,809	\$0	\$7,809
	10038R Finance, Acct & Strategic Plng	\$683,246	\$962,946	-\$279,700
2007	<b>TOTAL</b>	<b>\$7,001,599</b>	<b>\$8,011,273</b>	<b>-\$1,009,675</b>

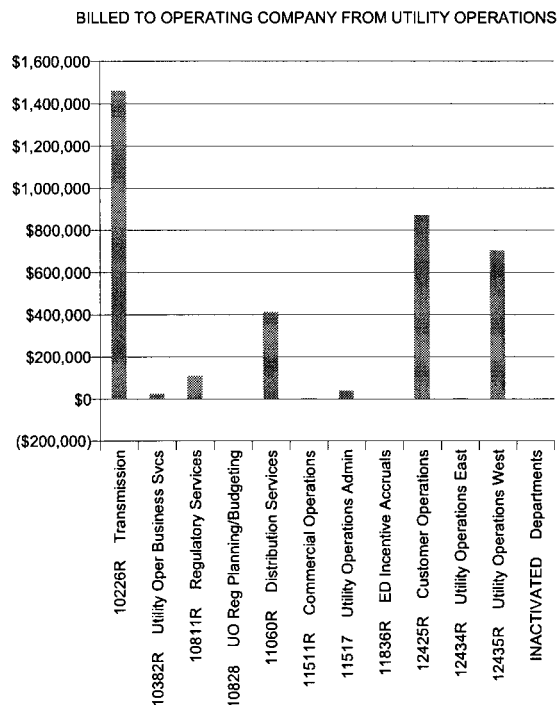


The "blank department" item in the "Billed From" BU Unit field represents Internal Support Costs of the Service Corp (cc 760) which is work of a general nature. The purpose of this cost component is for capturing AEPSC costs allocated to projects and activities associated with internal costs necessary to support the activities of AEPSC (including Accounts Payable, Payroll, office supplies, et. al.) The procedure for calculating Internal Support changed in 2006 for 'Actual' Charges.

The "NONBU" line item in the "From BU Unit PC" field represents various charges classified by Accounting where they were unable to identify or assign the charges to a specific "From PCBU"

Years	BILLED FROM "UTILITY OPERATIONS"	Actual Billed	Forecasted Billing	Variance
2007	10226R Transmission	\$1,460,835	\$2,413,338	-\$952,503
	12425R Customer Operations	\$870,489	\$1,073,939	-\$203,450
	12435R Utility Operations West	\$703,290	\$739,230	-\$35,940
	11060R Distribution Services	\$412,863	\$511,793	-\$98,930
	10811R Regulatory Services	\$109,681	\$101,022	\$8,660
	11517 Utility Operations Admin	\$40,366	\$52,751	-\$12,385
	10382R Utility Oper Business Svcs	\$26,225	\$29,581	-\$3,356
	11511R Commercial Operations	\$4,520	\$7,829	-\$3,309
	12434R Utility Operations East	\$3,734	-\$44	\$3,777
	11836R ED Incentive Accruals	\$84	\$313,625	-\$313,541
	INACTIVATED Departments	\$35	\$0	\$35
	10828 UO Reg Planning/Budgeting	-\$38	\$0	-\$38
2007	<b>TOTAL</b>	<b>\$3,632,084</b>	<b>\$5,243,064</b>	<b>-\$1,610,979</b>

Years	BILLED FROM "SHARED SERVICES"	Actual Billed	Forecasted Billing	Fore Var \$
2007	11057R Information Technology	\$248,061	\$420,586	-\$172,525
	10775R Business Logistics	\$145,097	\$240,950	-\$95,853
	11074R Corporate Initiatives	\$143,560	\$226,783	-\$83,223
	10099R Corporate Human Resources	\$15,033	-\$119	\$15,151
	12494 Corp Contributions&Memberships	\$10,782	\$40,254	-\$29,472
	10370 Shared Services	\$4,060	\$72,342	-\$68,283
	10283 CIP Accruals	\$0	\$32,439	-\$32,439
	11286R Shared Services Strategy	\$0	-\$2	\$2
2007	<b>TOTAL</b>	<b>\$566,592</b>	<b>\$1,033,233</b>	<b>-\$466,641</b>

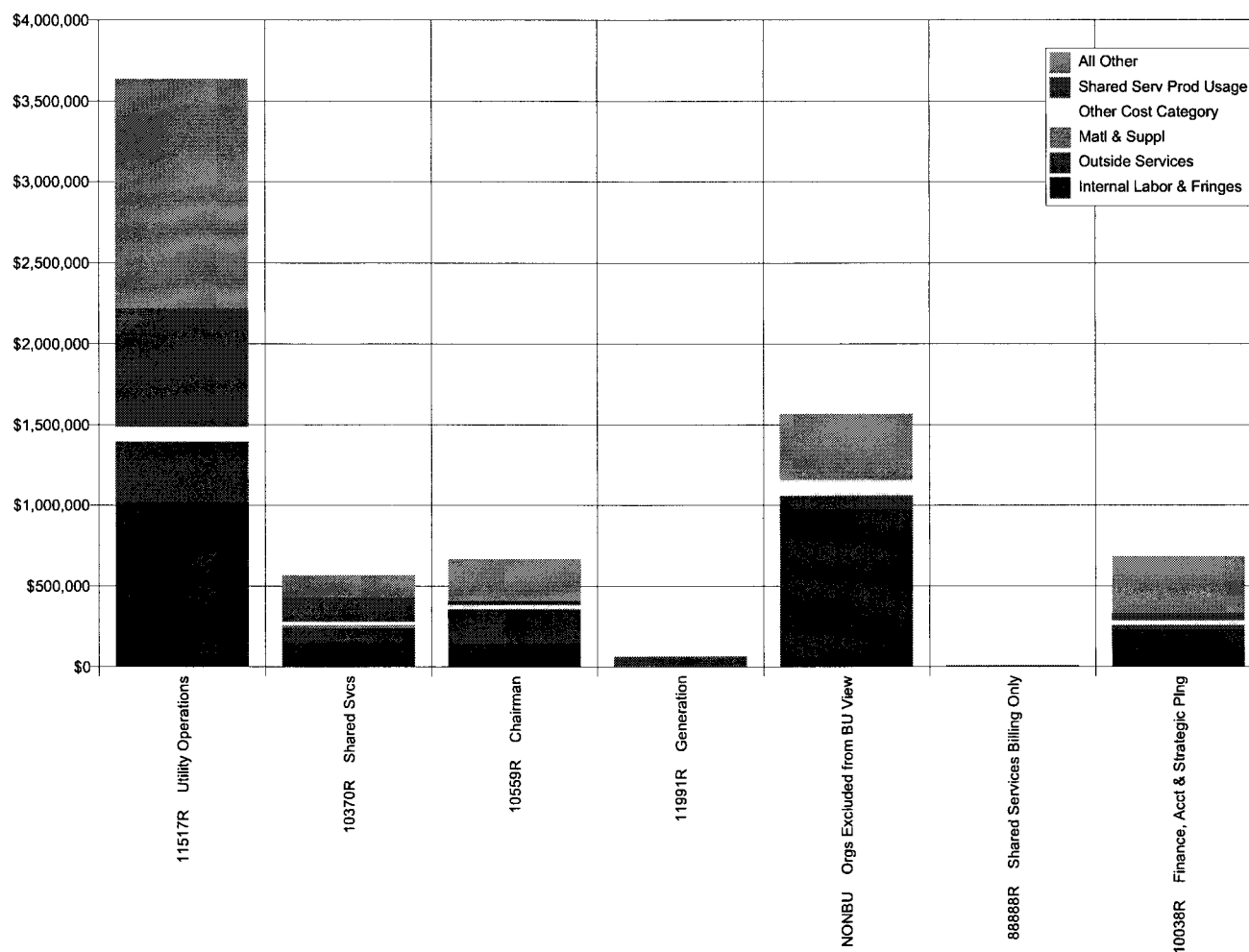


## Service Corp Billing - "Type of Cost Billed" Summary

(01) Jan AEPTC\_INT\_CONSOL

Billed From				Internal Labor & Fringes	Outside Services	Matl & Suppl	Other Cost Category	Shared Serv Prod Usage	All Other
			<b>Total ACTUAL Billed</b>						
		<b>Corp Support &amp; Shrd Svcs</b>	<b>\$3,369,514</b>	<b>\$1,506,436</b>	<b>\$412,867</b>	<b>\$22,583</b>	<b>-\$26,820</b>	<b>\$292,389</b>	<b>\$1,162,060</b>
2007	10370R	Shared Svcs	\$566,592	\$155,013	\$85,941	\$15,716	\$21,612	\$151,666	\$136,643
2007	10559R	Chairman	\$669,619	\$145,575	\$211,999	\$3,463	\$21,497	\$28,129	\$258,957
2007	11991R	Generation	\$66,182	\$2,859	\$36	\$830	\$1,280	\$56,541	\$4,636
2007	NONBU	Orgs Excluded from BU View	\$1,376,067	\$974,356	\$86,226	\$410	-\$97,010	\$4	\$412,081
2007	88888R	Shared Services Billing Only	\$7,809					\$7,809	
2007	10038R	Finance, Acct & Strategic Plng	\$683,246	\$228,634	\$28,665	\$2,163	\$25,801	\$48,239	\$349,743
		<b>Utility Operations</b>	<b>\$3,632,084</b>	<b>\$1,018,833</b>	<b>\$373,419</b>	<b>-\$2,328</b>	<b>\$92,119</b>	<b>\$730,871</b>	<b>\$1,419,170</b>
2007	11517R	Utility Operations	\$3,632,084	\$1,018,833	\$373,419	-\$2,328	\$92,119	\$730,871	\$1,419,170
2007	<b>Total</b>		<b>\$7,001,599</b>	<b>\$2,525,269</b>	<b>\$786,286</b>	<b>\$20,254</b>	<b>\$65,299</b>	<b>\$1,023,260</b>	<b>\$2,581,230</b>

TYPE OF EXPENSE BILLED



# Service Corp Billing By FERC Function

(01) Jan AEPTC\_INT\_CONSOL

"BILLED TO"  
FERC FUNCTION

Bill Amount

2007	Generation	Actual	\$10,717
	Forecast		\$7,949
	Variance		\$2,768
2007	Misc Power Supply Expense	Actual	\$7,802
	Forecast		-\$91
	Variance		\$7,893
2007	Elec Trans Ops Excl Trans Pool	Actual	\$210,299
	Forecast		\$311,004
	Variance		-\$100,705
2007	Electricity Transmission Maint	Actual	\$63,971
	Forecast		\$74,093
	Variance		-\$10,122
2007	Electricity Distribution Ops	Actual	\$376,799
	Forecast		\$438,641
	Variance		-\$61,841
2007	Electricity Distribution Maint	Actual	\$32,237
	Forecast		\$31,998
	Variance		\$239
2007	Customer Accounts Operations	Actual	\$531,933
	Forecast		\$665,068
	Variance		-\$133,135
2007	Cust Serv & Info Expense	Actual	\$60,458
	Forecast		\$68,904
	Variance		-\$8,446
2007	A&G	Actual	\$3,654,406
	Forecast		\$3,445,829
	Variance		\$208,577
2007	Assoc Business Development	Actual	\$10,872
	Forecast		-\$7
	Variance		\$10,879
2007	Capital	Actual	\$1,509,054
	Forecast		\$2,659,329
	Variance		-\$1,150,274
2007	All Other	Actual	\$533,048
	Forecast		\$308,556
	Variance		\$224,492
2007	<b>TOTAL</b>	Actual	<b>\$7,001,599</b>
	Forecast		<b>8,011,273</b>
	Variance		<b>(1,009,675)</b>

BILLED FROM:	BILLED FROM:	BILLED FROM:	BILLED FROM:	BILLED FROM:	BILLED FROM:	BILLED FROM:
11517R Utility Operations	10370R Shared Svcs	10559R Chairman	11991R Generation	NONBU Orgs Excluded from BU View	38888R Shared Services Billing Only	10038R Finance, Acct & Strategic Png
\$29	\$674	\$3,570	\$5,491	\$906		\$48
\$11	\$0	\$2,863	\$5,076	\$0		\$0
\$19	\$674	\$707	\$415	\$906		\$48
\$7,800	\$2	\$0	\$0			\$0
-\$120	\$0	-\$1	-\$1			\$32
\$7,921	\$2	\$1	\$1			-\$32
\$196,961	\$54	\$13,283				
\$286,915	-\$0	\$24,089				
-\$89,953	\$54	-\$10,806				
\$63,960		\$12				
\$69,322		\$4,771				
-\$5,362		-\$4,760				
\$341,378	\$192	\$35,229				
\$388,647	-\$1	\$49,995				
-\$47,269	\$193	-\$14,766				
\$32,237						
\$31,998						
\$239						
\$526,401	\$2					\$5,530
\$661,443	\$0					\$3,625
-\$135,043	\$2					\$1,905
\$60,279		\$167				\$12
\$68,904		\$0				\$0
-\$8,625		\$167				\$12
\$1,050,174	\$214,058	\$474,046	\$59,091	\$1,278,584		\$578,453
\$1,594,121	\$348,765	\$662,403	\$75,848	-\$102,772		\$867,464
-\$543,948	-\$134,707	-\$188,356	-\$16,758	\$1,381,356		-\$289,011
\$10,735	\$137					
-\$7	\$0					
\$10,742	\$137					
\$1,112,932	\$251,084	\$9,101	\$368	\$95,435		\$40,136
\$2,065,409	\$514,617	\$16,240	-\$15,897	-\$9		\$78,969
-\$952,478	-\$263,533	-\$7,139	\$16,265	\$95,444		-\$38,834
\$229,198	\$100,389	\$134,211	\$1,233	\$1,143	\$7,809	\$59,066
\$76,420	\$169,852	\$48,843	\$584	\$0	\$0	\$12,856
\$152,778	-\$69,464	\$85,368	\$648	\$1,143	\$7,809	\$46,210
\$3,632,084	\$566,592	\$669,619	\$66,182	\$1,376,067	\$7,809	\$683,246
\$243,064	\$1,033,233	\$89,203	\$65,609	(\$102,781)	0	\$92,946
(\$1,610,979)	(\$466,641)	(\$139,584)	572	1,478,849	7,809	(\$279,700)

## Service Corp Billing - "Billed From" Summary

(01) Jan

AEP TC\_INT\_CONSOL

		Billed From		Total ACTUAL Billed	Billed To: 211 AEP Texas Central Company-Dist	Billed To: 169 AEP Texas Central Company-Trans	Billed To: 147 AEP Texas Central Company -Gen
2007	Corp Support & Shrd Svcs	99950	AEPSC Labor Accrual	\$1,385,418	\$994,936	\$350,001	\$40,482
2007		11405R	Corporate Accounting	\$452,185	\$346,364	\$91,689	\$14,132
2007		12070	Legal Outside Counsel	\$195,477	\$107,489	\$90,102	-\$2,113
2007		11074	Corporate Initiatives	\$143,560	\$109,709	\$33,851	\$0
2007		12551R	Corporate IT System Planning	\$126,036	\$107,210	\$18,392	\$434
2007		12565R	Enterprise Architecture & Dev	\$103,571	\$87,245	\$16,171	\$155
2007		10024R	Corporate Planning & Budgeting	\$94,841	\$77,313	\$16,642	\$886
2007		10819R	Litigation & Regulatory	\$88,446	\$57,666	\$26,914	\$3,867
2007		12034R	Supply Chain	\$81,997	\$51,913	\$29,851	\$233
2007		11795	SCBS Overhead Loadings	\$81,112	\$51,342	\$28,863	\$908
2007		11193R	Corporate Risk Management	\$66,050	\$43,811	\$20,511	\$1,728
2007		10773R	Environmental Services	\$59,017	\$38,844	\$20,116	\$57
2007		10491	GET SVP Eng Proj Field Svcs	\$49,771	\$40,986	\$8,229	\$556
2007		10559	Office of the Chairman	\$49,436	\$40,639	\$8,250	\$547
2007		12583R	Application Support	\$47,170	\$32,010	\$15,044	\$116
2007		11433R	Treasury	\$43,366	\$36,982	\$5,997	\$388
2007		10674	Operational/Financial Audits	\$33,818	\$27,927	\$5,434	\$456
2007		11515R	Corp Safety & Health	\$31,896	\$14,223	\$17,673	\$0
2007		12549R	Utilities IT System Planning	\$30,262	\$24,908	\$5,355	\$0
2007		12727R	Legal - Corporate	\$29,704	\$23,419	\$6,091	\$194
2007		10775	Business Logistics	\$28,656	\$28,442	\$207	\$7
2007		11418R	Interactive Media	\$25,691	\$23,237	\$2,551	-\$98
2007		10683R	Real Estate & Workplace Svcs	\$24,127	\$19,439	\$4,683	\$5
2007		10562	Federal Affairs	\$17,665	\$14,334	\$3,023	\$309
2007		10509R	External Communications	\$16,092	\$14,411	\$1,627	\$54
2007		12219	Corp Acctg, Planning&Strategy	\$14,051	\$11,575	\$2,319	\$157
2007		11423	Media Relations	\$13,639	\$11,369	\$2,133	\$137
2007		11013	Information Technology Audits	\$12,737	\$10,662	\$1,954	\$121
2007		10764	Legal GC/Administration	\$12,700	\$10,096	\$2,512	\$92
2007		10330	Ethics & Compliance	\$12,185	\$10,731	\$1,436	\$17
2007		10910	Chairman Incentive PI Accruals	\$12,072	\$9,944	\$1,993	\$135
2007		10525	Investor Relations	\$11,507	\$9,478	\$1,900	\$128
2007		12494	Corp Contributions&Memberships	\$10,782	\$8,898	\$1,762	\$122
2007		10394	Audit Services Admin Staff	\$9,607	\$7,884	\$1,632	\$91
2007		12245	Strategic Policy Analysis	\$9,330	\$7,652	\$1,535	\$143
2007		12673	Environment & Safety	\$8,851	\$7,826	\$987	\$39
2007		12677R	Bus Logistics Physical Security	\$8,263	\$5,198	\$3,065	\$0
2007		88888	Shared Services Billing Only	\$7,809	\$6,904	\$905	
2007		11991	GEN EVP Generation	\$7,276	\$7,178	\$85	\$13
2007		10243	Corporate Communications	\$6,412	\$5,375	\$1,011	\$26
2007		11057	Information Technology	\$6,034	\$6,033	\$1	
2007		12084R	Field Corp Comm Support	\$5,710	\$4,898	\$756	\$57
2007		11382	Environmntl Safety&HealthAuditing	\$5,509	\$3,570	\$1,834	\$105
2007		10148R	HR Comp & Exec Benefits	\$5,326	\$3,434	\$1,892	\$0
2007		12151	Legal-Environmt, Health&Safety	\$4,935	\$3,677	\$1,216	\$42
2007		12617	Operational Risk	\$4,340	\$3,764	\$540	\$36
2007		11950R	Plant Engineering & Env Perf	\$4,114	\$6	\$3	\$4,105
2007		10370	Shared Services	\$4,060	\$3,415	\$604	\$41
2007		11341R	Corp Personnel Svcs & EEO	\$3,707	\$2,357	\$1,313	\$37
2007		12548R	Infrastructure Engineering	\$3,234	\$3,270	-\$36	\$0
2007		12734	Env&Safety Strategy & Design	\$3,184	\$2,628	\$520	\$36
2007		11061R	Corp HR Information Systems	\$2,596	\$2,316	\$280	\$0
2007		10548R	Support Services	\$2,059	\$1,486	\$571	\$2
2007		12754	Operations Assess & Compliance	\$2,053	\$1,831	\$216	\$6
2007		10004	Fossil & Hydro Generation	\$2,011	\$878	\$43	\$1,090
2007		10707R	Corp HR Admin Operations	\$1,520	\$1,256	\$264	-\$0
2007		12138R	GBS FBG Fin/Budgeting Anlys	\$1,278	\$937	\$243	\$99
2007		10618	Govtl & Envr Affairs	\$1,164	\$818	\$162	\$184
2007		10158R	Corporate HR	\$835	\$570	\$259	\$7
2007		10038	EVP-Finance, Acct & Strat Ping	\$797	\$650	\$138	\$9
2007		10591R	GET ENG VP Eng Services	\$589	\$121	\$389	\$78
2007		11535R	Incentive Accruals FASP	\$448	\$369	\$74	\$5
2007		12831R	GET FSV - Field Services	\$446	\$281	\$165	\$0
2007		12689R	West HR Region	\$357	\$302	\$55	\$0
2007		10719R	Infrastructure	\$277	\$249	\$23	\$5
2007		12690R	Central HR Region	\$260	\$187	\$74	-\$1
2007		11353R	GBS CTA Contract Admin	\$259	\$198	\$59	\$2

## Service Corp Billing - "Billed From" Summary

2/5/2007

(01) Jan

AEPTC\_INT\_CONSOL

		Billed From	Total ACTUAL Billed	Billed To:	Billed To:	Billed To:
				211 - AEP Texas Central Company-Dist	169 - AEP Texas Central Company-Iran	147 - AEP Texas Central Company -Gen
2007	Corp Support & Shrd Svcs	12210R East HR Region	\$238	\$209	\$29	\$0
2007		10099 Corporate Human Res Admin	\$195	\$126	\$69	\$0
2007		99910 Billings to Assoc Cos	\$120	\$132	-\$12	
2007		12162 Fuel, Emissions & Logistics	\$106	\$86	\$19	\$2
2007		11272R Western Generation Assets	\$86	\$0	\$0	\$86
2007		12171R Transp & Combustion Svcs	\$80	\$50	\$29	\$0
2007		12163 Coordination Svcs & Analysis	\$79	\$65	\$13	\$1
2007		11952R GBS BPS Business Planning	\$70	\$56	\$13	\$1
2007		11964R Tech Skills&Process Optimizatr	\$11	\$0	\$0	\$11
2007		10540R GET PFS Project & Field Svcs	\$4	\$4	-\$0	\$1
2007		11903 GBS BSV Business Services	\$3	\$0	\$0	\$3
2007		11955 Fuel Procurement West	\$2	\$1	\$0	\$0
2007		11369R Fleet Services	\$1	\$1	\$0	
2007		11526 GET QAC QA/QC	\$0	\$0	\$0	\$0
2007		10096R Region 2 Cycling Gen Assets	\$0	\$0	\$0	
2007		10097R Region 1 Baseload Gen Assets	\$0	\$0	\$0	
2007		10283 CIP Accruals	\$0	\$0	\$0	\$0
2007		10340 CIP Accruals LGP	\$0	\$0	\$0	\$0
2007		10547 GET SVP EP&FS Misc.	\$0			\$0
2007		10610 Nuclear Generation	\$0	\$0	\$0	\$0
2007		10740 Corp HR Benefits Design	\$0	\$0	\$0	\$0
2007		11286 Shared Services Strategy	\$0	\$0	\$0	
2007		11412R Strategic Initiatives	\$0	\$0	\$0	\$0
2007		11487 Ceo - Ovec / Ikec	\$0	\$0	\$0	\$0
2007		11837 GET CIP Accruals	\$0	\$0	\$0	\$0
2007		11947R Lignite Mines	\$0	\$0	\$0	\$0
2007		12028 GEN CIP Accruals	\$0	\$0	\$0	\$0
2007		12172R Fuel Procurement East	\$0	\$0	\$0	\$0
2007		12306R Asset & Outage Planning	\$0	\$0	\$0	\$0
2007		12354R F&H Generation Region 7	\$0	\$0	\$0	\$0
2007		12672R IT Capital Projects	\$0	\$0	\$0	
2007		12813 Corp Safety & Health Standards	\$0	\$0	\$0	\$0
2007		11445R HR Strategy & Development	-\$1	-\$0	-\$0	\$0
2007		11067R Region 3 Cycling Gen Assets	-\$2	-\$1	-\$1	\$0
2007		11966R GBS UST USTI Rata Services	-\$2	-\$1	-\$1	\$0
2007		99920 Billings from Assoc Cos	-\$20	-\$12	-\$7	
2007		12804 Commercial Operations Planning	-\$359	-\$205	-\$144	-\$10
2007		12550R Generation IT System Planning	-\$1,923	-\$1,781	-\$142	\$0
2007		10247R IT Assets	-\$23,009	-\$20,133	-\$2,942	\$66
2007		12139 Tax Entries & Payments	-\$43,502	-\$27,172	-\$16,341	\$11
2007		12497R IT Customer - Support Services	-\$45,290	-\$36,249	-\$9,035	-\$7
2007		99900 AEP Billings	-\$47,062	-\$39,991	-\$6,946	-\$125
2007	Corp Support & Shrd Svcs		\$3,369,514	\$2,470,252	\$828,753	\$70,509

2007	Utility Operations	10914R Transmission Services	\$1,003,342	\$43,501	\$959,839	\$2
2007		12397R Utility Operations Texas	\$674,360	\$636,529	\$49,403	-\$11,572
2007		10357R Customer Solutions Centers	\$328,473	\$328,458	\$14	\$1
2007		10978R Transmission Operations	\$315,769	\$45,148	\$270,614	\$6
2007		12433R Utility Group Systems	\$246,434	\$245,655	\$770	\$9
2007		12425 Customer Operations Admin	\$123,074	\$122,788	\$286	\$0
2007		11060 Distribution Services	\$122,867	\$122,356	\$511	\$0
2007		10226 Transmission	\$116,707	\$2,579	\$114,129	\$0
2007		11149R Customer Services & Marketing	\$95,761	\$88,114	\$7,646	\$1
2007		12631R Distrib Engineering Services	\$93,849	\$92,574	\$1,213	\$63
2007		11472R Customer Ops Billing & Credit	\$76,747	\$71,199	\$5,544	\$4
2007		12428R Distr Performance Management	\$57,744	\$57,739	\$4	\$0
2007		12313R Regulatory Case Management	\$53,606	\$36,793	\$16,652	\$162
2007		12630R Distrib Operations Support	\$50,937	\$48,196	\$2,740	\$0
2007		12427R Dist System Reliability	\$50,649	\$46,194	\$4,455	\$0
2007		10352R Regulated Tariffs	\$44,432	\$27,912	\$16,324	\$196
2007		11517 Utility Operations Admin	\$40,366	\$31,700	\$8,666	\$0
2007		12368R Utility Business Development	\$36,817	\$30,627	\$6,189	\$0
2007		12435 Utility Operations West Admin	\$28,929	\$28,822	\$100	\$7
2007		10382 Utility Ops Business Svcs	\$26,225	\$20,943	\$5,282	\$0
2007		10970 Trans Bus Ping & Analysis	\$20,340	\$934	\$19,407	\$0
2007		12642 RTO & Public Policy	\$11,574	\$5,366	\$6,135	\$74
2007		11311R Commercial Analysis	\$3,956	\$3,228	\$684	\$44
2007		11177 Transm Reliability Compliance	\$2,468		\$2,468	
2007		11145R Transmission Projects	\$2,209	\$17	\$2,191	

## Service Corp Billing - "Billed From" Summary

(01) Jan

### AEPTC\_INT\_CONSOL

		Billed From		Total ACTUAL Billed	Billed To: 211 AEP Texas Central Company-Dist	Billed To: 109 AEP Texas Central Company-Fran	Billed To: 147 AEP Texas Central Company -Gen
2007	Utility Operations	12434	Utility Operations East Admin	\$1,915	\$1,585	\$309	\$21
2007		12369R	Utility Operations Ohio	\$1,625	\$1,626	-\$1	\$0
2007		11103R	Power Projects&Asset Investmts	\$535	\$442	\$87	\$6
2007		12358R	Utility Operations Appalachian	\$194	\$194	\$0	\$0
2007		11836	Incentive Accruals ED Other	\$84	\$0	\$84	\$0
2007		10811	Regulatory Services	\$69	\$56	\$12	\$1
2007		11337	Energy Distribution	\$35	\$35		
2007		12627R	Market Operations	\$29	\$25	\$4	\$0
2007		10950	CIP Accruals Distribution	\$0	\$0	\$0	\$0
2007		11338	Asset Management Distribution	\$0	\$0		
2007		11511	Commercial Operations	\$0	\$0	\$0	\$0
2007		11585	CIP Accruals Transmission	\$0	\$0	\$0	
2007		11628	Coml Ops Incentive Accruals	\$0	\$0	\$0	\$0
2007		12165R	Energy Trading & Marketing	\$0	\$0	\$0	\$0
2007		10828	UO Reg Planning/Budgeting	-\$38	-\$38		
2007	Utility Operations			\$3,632,084	\$2,141,297	\$1,501,762	-\$10,975
2007	Total			\$7,001,599	\$4,611,549	\$2,330,515	\$59,535